



Distr.  
GENERAL

IDB.21/11  
PBC.15/11  
11 March 1999

United Nations Industrial Development Organization

---

ORIGINAL: ENGLISH

## **Industrial Development Board**

Twenty-first session  
Vienna, 23-25 June 1999

## **Programme and Budget Committee**

Fifteenth session  
Vienna, 14-16 April 1999  
Item 3 (a) of the provisional agenda

### **INTERIM FINANCIAL PERFORMANCE REPORT AND PROGRAMME PERFORMANCE REPORT FOR THE BIENNIUM 1998-1999**

#### **Interim programme performance report for the biennium 1998-1999**

Contains a preliminary version of the interim programme performance report for consideration by the Programme and Budget Committee at its fifteenth session. This report constitutes an integral part of the annual report, which is issued under the symbol IDB.21/10-PBC.15/10. A list of technical cooperation projects—also a part of the programme performance report—is issued under the symbol IDB.21/12-PBC.15/12.

For reasons of economy, this document has been printed in a limited number. Delegates are kindly requested to bring their copies of documents to meetings.

V.99-81139 (E) (a:\1999\pmo.1)

Distr.: 31 March 1999



## CONTENTS

	<i>Page</i>
Abbreviations .....	iv
<b>Appendix</b>	
A. Operational statistics .....	1
B. Industrial Development Fund .....	13
C. Trust fund approvals .....	19
D. Technical assistance to the least developed countries .....	23
E. Expert group meetings, symposia, seminars, workshops, courses and other meetings of a non-training character held during 1998 .....	32
F. Geographical distribution of experts .....	35
G. Training activities .....	38
H. Agreements concluded in 1998 .....	49
I. Country promotion presentations .....	52
J. Purchase orders placed and contracts awarded in 1998 .....	54
K. Field representation .....	55
L. Composition of the Secretariat and personnel-related information .....	57

## ABBREVIATIONS

### B

BOT build-operate-transfer

### C

CFC Common Fund for Commodities  
COMESA Common Market for Eastern and Southern Africa  
COMFAR Computer Model for Feasibility Analysis and Reporting  
CTBTO Comprehensive Nuclear-Test-Ban Treaty Organization

### I

ICGEB International Center for Genetic Engineering and Biotechnology  
IDDA Industrial Development Decade for Africa  
IDF Industrial Development Fund  
ISO International Organization for Standardization

### J

JPO Junior Professional Officer

### L

LDC least developed country

### M

MERCOSUR Common Market of the Southern Cone

### N

NIS Newly Independent States of the former Soviet Union

### P

PTS Provisional Technical Secretariat of CTBTO

### R

RP Regular Programme of Technical Cooperation

### S

SAR Special Administrative Region  
SME small and medium enterprise

### T

TRAC target for resource assignments from core

### U

UNCTAD United Nations Conference on Trade and Development  
UNDCP United Nations International Drug Control Programme  
UNDP United Nations Development Programme  
UNDP/IPF UNDP indicative planning figure  
UNDP/SIS UNDP Special Industrial Services  
UNOV United Nations Office at Vienna

**APPENDIX A**

OPERATIONAL STATISTICS

**List of tables**

1. Expenditure, 1995 to 1998
2. Technical cooperation programmes: project budget approvals and expenditure, 1995 to 1998
- 3A. Technical cooperation activities: project approvals in 1997 and 1998, by source of funds
- 3B. Technical cooperation activities: value of net project approvals in 1998, by region and source of funds
4. Expenditure on technical cooperation activities in 1997 and 1998, by source of funds and project component
5. Expenditure on technical cooperation activities in 1998, by Division/programme component and geographical area
6. Expenditure on technical cooperation activities, by geographical area, 1995 to 1998
7. Technical cooperation activities: project expenditure in 1998, by geographical area
8. Support services for policy and programme development and technical support services at the project level, 1997 and 1998
9. Regular and operational budget expenditure by programme and object of expenditure in 1998

**Table 1**  
**Expenditure, 1995 to 1998**  
(In millions of US dollars)

	1995	1996	1997	1998
Technical cooperation programmes	108.5	90.9	97.3	81.1
UNIDO regular budget <sup>a</sup>	9.4	3.3	7.0	1.6
UNDP/IPF, cash counterpart, TRAC <sup>b</sup>	20.6	19.6	22.7	13.8
UNDP/SIS	3.7	3.3	0	0.0
UNDP-administered trust funds	0.5	1.6	1.3	2.5
Other trust funds	29.5	13.1	14.0	11.4
IDF	25.1	22.1	20.6	17.1
Montreal Protocol	16.6	25.0	29.0	33.3
UNDCP	2.1	2.8	2.6	1.3
Non-UNIDO funds	1.0	0.1	0.1	0.1
Headquarters	121.2	91.5	83.8	67.9
Regular budget	108.3	78.4	71.9	54.9
Programme support costs	12.9	13.1	11.9	13.0
<b>TOTAL</b>	<b>229.7</b>	<b>182.4</b>	<b>181.1</b>	<b>149.0</b>

<sup>a</sup> Includes Regular Programme for Technical Cooperation and Industrial Development Decade for Africa.

<sup>b</sup> Includes UNIDO-implemented nationally executed projects.

**Table 2**  
**Technical cooperation programmes: project budget approvals and expenditure, 1995 to 1998**  
(In millions of US dollars)

	1995	1996	1997	1998	1995	1996	1997	1998	1995	1996	1997	1998
	All sources of funds				UNIDO regular budget				UNDP/IPF, cash counterpart, special measures, UNDP/SIS and TRAC <sup>f</sup>			
Residual value of projects brought forward	159.4	121.1	147.8	155.0	4.1	0.0	3.8	0.0	30.4	22.8	16.7	30.9
Value of project budgets approved in the year (net)	92.4	117.9	106.4	57.1	7.5	7.1	5.1	3.3	9.9	10.0	11.2	6.4
Total of approved projects under implementation	251.8	239.0	254.2	212.1	11.6	7.1	8.9	3.3	40.3	32.8	27.9	37.3
Expenditure in the year	108.5	90.9	97.3	81.1	9.4	3.3	7.0	1.6	17.5	15.7	11.4	13.8
Residual value of projects carried forward	143.3 <sup>e</sup>	147.8	155.0	131.0	0.0 <sup>e</sup>	3.8	0.0 <sup>e</sup>	1.7	22.8	16.7 <sup>b</sup>	16.5 <sup>b</sup>	23.5
	UNDP-administered trust funds <sup>c</sup>				Other trust funds <sup>d</sup>				IDF			
Residual value of projects brought forward	5.4	5.0	3.5	3.1	47.2	9.5	18.0	19.6	40.8	37.6	40.6	37.3
Value of project budgets approved in the year (net)	0.1	0.1	0.9	1.4	11.8	21.6	15.6	6.4	22.0	25.1	17.3	15.1
Total of approved projects under implementation	5.5	5.1	4.4	4.5	59.0	31.1	33.6	26.0	62.8	62.7	57.9	52.4
Expenditure in the year	0.5	1.6	1.3	2.5	29.5	13.1	14.0	11.4	25.2	22.1	20.6	17.1
Residual value of projects carried forward	5.0	3.5	3.1	2.0	29.5 <sup>e</sup>	18.0	19.6	14.6	37.6	40.6	37.3	35.3
	Montreal Protocol				UNDCP				Non-UNIDO funds <sup>g</sup>			
Residual value of projects brought forward	17.8	30.7	46.3	61.3	2.5	1.0	3.4	2.8	18.7	14.6	15.5	0.0
Value of project budgets approved in the year (net)	29.4	40.6	44.0	24.5	0.6	5.2	2.0	0.0	3.7	8.2	10.3	0.1
Total of approved projects under implementation	47.2	71.3	90.3	85.8	3.1	6.2	5.4	2.8	22.4	22.8	25.8	0.1
Expenditure in the year	16.5	25.0	29.0	33.3	2.1	2.8	2.6	1.3	7.8	7.2	11.4	0.1
Residual value of projects carried forward	30.7	46.3	61.3	52.5	1.0	3.4	2.8	1.5	14.6	15.6	14.4	0.0

<sup>a</sup> Excludes the value of projects approved but not implemented within the biennium.

<sup>b</sup> Excludes the value of projects approved but not implemented at end 1996 because of termination of UNDP/SIS financing.

<sup>c</sup> Includes United Nations Trust Fund for Sudano-Sahelian Activities, United Nations Financing System for Science and Technology for Development, UNDP trust fund for projects financed by the United Nations Development Fund for Women, United Nations Capital Development Fund, and third-party trust funds.

<sup>d</sup> Includes special-purpose trust funds financed by recipient or third parties, government cash counterpart contributions paid to UNIDO, United Nations Population Fund, projects financed from World Bank loans and the Common Fund for Commodities.

<sup>e</sup> Excludes transfer of projects totalling \$20 million upon ICGEB becoming independent on 1 January 1996.

<sup>f</sup> Includes projects executed by other agencies for which UNIDO is the associated or cooperating agency, reported under non-UNIDO funds in previous years.

<sup>g</sup> Includes projects executed by other agencies for which UNIDO is the associated or cooperating agency (1995-1997).

Table 3A  
 Technical cooperation activities: project approvals in 1997 and 1998, by source of funds

Source of funds	New projects approved		Existing projects revised			Total net value of approvals/ revisions (\$000)
	Number of projects	Value of projects (\$000)	Number of projects	Value of revisions (\$000)	Average value of revisions (\$000)	
<b>1997</b>						
UNIDO regular budget	71	5,671	86	(604)	(7)	5,067
UNDP/IPF, cash counterpart, TRAC <sup>a</sup>	42	16,151	245	5,234	21	21,385
UNDP-administered trust funds	0	0	6	948	158	948
Other trust funds	39	6,987	206	8,622	42	15,609
IDF	65	16,595	287	747	2	17,342
Montreal Protocol	123	44,629	154	(669)	(4)	43,960
UNDCP	52	2,764	77	(717)	(9)	2,047
Non-UNIDO funds	3	85	4	0	0	85
<b>TOTAL</b>	<b>395</b>	<b>92,882</b>	<b>1,065</b>	<b>13,561</b>	<b>13</b>	<b>106,443</b>
<b>1998</b>						
UNIDO regular budget	51	3,299	0	0	0	3,299
UNDP/IPF, cash counterpart, TRAC <sup>a</sup>	19	5,271	199	1,086	5	6,357
UNDP-administered trust funds	5	1,213	4	229	57	1,442
Other trust funds	49	5,349	173	1,016	6	6,365
IDF	46	15,02	252	(20)	(0)	15,072
Montreal Protocol	81	24,34	252	149	1	24,497
UNDCP	34	657	33	(649)	(20)	8
Non-UNIDO funds	1	82	2	0	0	82
<b>TOTAL</b>	<b>286</b>	<b>55,311</b>	<b>915</b>	<b>1,811</b>	<b>2</b>	<b>57,122</b>

<sup>a</sup> Includes UNIDO-implemented nationally executed projects.



**Table 3B**  
**Technical cooperation activities: value of net project approvals in 1998, by region and source of funds**  
(In thousands of US dollars)

Source of funds	Africa	Asia and the Pacific (excluding Western Asian Arab States)				Europe and NIS	Latin America and Caribbean	Global and Interregional	Total
	(excluding African Arab States)	African Arab States	Western Asian Arab States	Arab regional	and NIS	and Caribbean	Interregional		
UNIDO regular budget	1,839	64	116	17	222	271	770	3,299	
UNDP/IPF, cash counterpart, TRAC <sup>a</sup>	2,152	419	2,154	473	1,107	52	0	6,357	
UNDP-administered trust funds	189	0	960	0	(25)	0	318	1,442	
Other trust funds	1,718	(603)	811	60	261	2,341	1,777	6,365	
IDF	1,815	50	5,101	(28)	(138)	3,464	4,825	15,072	
Montreal Protocol	1,953	1,048	11,011	2,605	2,217	5,298	365	24,497	
UNDCP	(45)	(3)	(67)	(73)	(115)	162	149	8	
Non-UNIDO funds	—	0	82	—	0	—	0	82	
<b>TOTAL</b>	<b>9,621</b>	<b>975</b>	<b>20,168</b>	<b>3,054</b>	<b>3,529</b>	<b>11,588</b>	<b>8,204</b>	<b>57,122</b>	
Total Africa	10,596								
Total Arab States	4,012								

<sup>a</sup> Includes UNIDO-implemented nationally executed projects.

**Table 4**  
**Expenditure on technical cooperation activities in 1997 and 1998, by source of funds and project component**

Source of funds	Project personnel							Total \$000
	Number of experts' work-months <sup>a</sup>	\$000	Subcontracts \$000	Fellowships and training \$000	Equipment \$000	Miscellaneous expenses \$000		
<b>1997</b>								
UNIDO regular budget	581.8	4,091	639	1,266	604	383	6,983	
UNDP/IPF, cash counterpart, special measures, TRAC <sup>b</sup>	1,721.4	10,366	1,279	2,101	7,855	1,081	22,682	
UNDP/SIS	(0.7)	(72)	(2)	(15)	13	(18)	(94)	
UNDP-administered trust funds	121.7	604	283	167	216	68	1,338	
Self-financed trust funds	1,059.2	3,272	479	292	1,253	268	5,564	
Third party-financed trust funds	705.5	4,973	1,192	474	364	240	7,243	
Other trust funds	154.4	698	41	300	64	113	1,216	
IDF	2,052.9	12,133	2,407	1,898	2,943	1,196	20,577	
Montreal Protocol	114.6	1,203	22,929	242	4,491	159	29,024	
UNDCP	12.7	140	468	61	1,940	12	2,621	
Non-UNIDO funds	8.3	71	41	(6)	0	2	108	
<b>TOTAL</b>	<b>6,531.8</b>	<b>37,479</b>	<b>29,756</b>	<b>6,780</b>	<b>19,743</b>	<b>3,504</b>	<b>97,262</b>	
<b>1998</b>								
UNIDO regular budget	202.2	861	84	408	211	59	1,623	
UNDP/IPF, cash counterpart, special measures, TRAC <sup>b</sup>	1,583.4	7,602	1,258	1,920	2,480	562	13,822	
UNDP/SIS	0.0	0	0	0	0	0	0	
UNDP-administered trust funds	115.8	1,032	471	352	273	333	2,461	
Self-financed trust funds	358.1	1,690	563	100	130	177	2,660	
Third party-financed trust funds	732.1	5,010	936	753	774	366	7,839	
Other trust funds	108.8	480	308	125	8	15	936	
IDF	1,748.7	9,574	2,649	1,668	2,292	951	17,134	
Montreal Protocol	195.3	1,755	22,354	144	8,764	331	33,348	
UNDCP	14.7	196	74	79	887	24	1,260	
Non-UNIDO funds	0.0	10	18	0	0	5	33	
<b>TOTAL</b>	<b>5,059.1</b>	<b>28,210</b>	<b>28,715</b>	<b>5,549</b>	<b>15,819</b>	<b>2,823</b>	<b>81,116</b>	

<sup>a</sup> Categories are as follows:

Work-months:  
International experts and consultants 2,117.8  
National experts 2,941.3  
5,059.1

<sup>b</sup> Includes UNIDO-implemented nationally executed projects.

**Table 5**  
**Expenditure on technical cooperation activities in 1998, by Division/programme component and geographical area**  
(In thousands of US dollars)

Division/programme component	Africa (excluding African Arab States)	African Arab States	Asia and the Pacific (excluding Western Asian Arab States)	Western Asian Arab States	Arab regional	Europe and NIS	Latin America and Caribbean	Global and Interregional	Total
Office of the Director-General	0	0	0	0	0	0	4	28	32
Investment Promotion and Institutional Capacity-building									
Office of the Managing Director									0
Investment and Technology Promotion	630	654	1,363	131	29	764	949	10,327	14,847
Industrial Policies and Research	371	0	463	16	59	65	65	12	1,051
Private Sector Development	2,360	9	2,014	316	0	1,220	976	957	7,852
Quality, Standardization and Metrology	1,505	168	652	153	10	216	23	143	2,870
Statistics and Information Networks	<u>307</u>	<u>67</u>	<u>50</u>	<u>0</u>	<u>0</u>	<u>0</u>	<u>654</u>	<u>15</u>	<u>1,093</u>
Subtotal	5,173	898	4,542	616	98	2,265	2,667	11,454	27,713
Sectoral Support and Environmental Sustainability									
Agro-Industries and Sectoral Support	2,245	295	2,125	282	0	15	715	(1)	5,676
Cleaner Production and Environmental Management	3,173	375	2,913	1,251	0	914	602	874	10,102
Industrial Energy-efficiency	1,339	3	1,956	143	0	390	50	276	4,157
Kyoto Protocol	81	186	625	0	0	124	153	30	1,199
Montreal Protocol	1,996	2,566	18,120	2,196	0	2,563	2,829	336	30,606
Subtotal	<u>8,834</u>	<u>3,425</u>	<u>25,739</u>	<u>3,872</u>	<u>0</u>	<u>4,006</u>	<u>4,349</u>	<u>1,515</u>	<u>51,740</u>
Other	161	(6)	22	29	0	701	388	336	1,631
TOTAL	14,168	4,317	30,303	4,517	98	6,972	7,408	13,333	81,116
Total Africa	18,485								
Total Arab States	8,932								

Table 6  
Expenditure on technical cooperation activities, by geographical area, 1995 to 1998

Area	1995	1996	1997	1998
Africa (excluding African Arab States)				
Country projects	12,345	14,413	15,772	9,479
Regional projects	<u>6,317</u>	<u>4,719</u>	<u>6,270</u>	<u>4,689</u>
Subtotal	18,662	19,132	22,042	14,168
African Arab States	14,236	14,279	8,508	4,317
Asia and the Pacific (excluding Western Asian Arab States)				
Country projects	19,189	21,009	26,553	27,676
Regional projects	3,578	3,821	2,832	2,627
Subtotal	<u>22,767</u>	<u>24,830</u>	<u>29,385</u>	<u>30,303</u>
Western Asian Arab States	5,814	3,966	6,462	4,517
Arab regional	972	457	176	98
Europe and NIS				
Country projects	6,204	8,924	7,498	5,992
Regional projects	<u>791</u>	<u>314</u>	<u>956</u>	<u>980</u>
Subtotal	6,995	9,238	8,454	6,972
Latin America and the Caribbean				
Country projects	7,526	5,419	6,397	6,496
Regional projects	<u>1,233</u>	<u>1,000</u>	<u>256</u>	<u>912</u>
Subtotal	8,759	6,419	6,653	7,408
Global and interregional projects	30,307	12,554	15,582	13,333
TOTAL	108,512	90,875	97,262	81,116

**Table 7**  
**Technical cooperation activities: project expenditure in 1998, by geographical area**  
(In thousands of US dollars)

	Africa (excluding African Arab States)		Africa Arab States		Asia and the Pacific (excluding Western Arab States)		Western Asian Arab States		Arab regional		Europe and NIS		Latin America and Caribbean		Global and Interregional		Total
	%		%		%		%		%		%		%		%		
<b>A. By source of funds</b>																	
UNIDO regular budget																	
RP	0	0.0	0	0.0	82	0.3	1	0.0	0	0.0	163	2.3	223	3.0	341	2.6	810
IDDA	747	5.3	66	1.5	0	0.0	0	0.0	0	0.0	0	0.0	0	0.0	0	0.0	813
UNDP/IPF, cash counterpart, special measures, TRAC <sup>a</sup>	4,277	30.2	339	7.9	5,376	17.7	1,271	28.1	10	10.2	2,051	29.4	498	6.7	0	0.0	13,822
UNDP-administered trust funds	1,737	12.3	0	0.0	706	2.3	0	0.0	0	0.0	0	0.0	0	0.0	18	0.1	2,461
Self-financed trust funds	267	1.9	179	4.1	109	0.4	3	0.1	0	0.0	3	0.0	2,099	28.3	0	0.0	2,660
Third party-financed trust funds	1,207	8.5	474	11.0	863	2.8	20	0.4	0	0.0	586	8.4	69	0.9	4,620	34.7	7,839
Other trust funds	288	2.0	9	0.2	127	0.4	0	0.0	0	0.0	45	0.6	35	0.5	432	3.2	936
IDF	3,063	21.6	172	4.0	4,193	13.8	124	2.7	88	89.8	694	10.0	1,246	16.8	7,554	56.7	17,134
Montreal Protocol	2,497	17.6	3,078	71.3	18,817	62.1	3,069	67.9	0	0.0	2,765	39.7	2,856	38.6	266	2.0	33,348
UNDCP	85	0.6	0	0.0	15	0.0	29	0.6	0	0.0	665	9.5	382	5.2	84	0.6	1,260
Non-UNIDO funds	0	0.0	0	0.0	15	0.0	0	0.0	0	0.0	0	0.0	0	0.0	18	0.1	33
TOTAL	14,168		4,317		30,303		4,517		98		6,972		7,408		13,333		81,116
Total Africa	18,485																
Total Arab States	8,932																
<b>B. By project component</b>																	
Project personnel	6,212	43.8	894	20.7	6,370	21.0	674	14.9	32	32.7	2,279	32.7	3,141	42.4	8,608	64.6	28,210
Subcontracts	2,412	17.0	1,812	42.0	14,932	49.3	2,717	60.2	48	49.0	3,053	43.8	2,293	31.0	1,448	10.9	28,715
Fellowships and training	1,401	9.9	246	5.7	1,871	6.2	189	4.2	7	7.1	268	3.8	422	5.7	1,145	8.6	5,549
Equipment	3,361	23.7	1,290	29.9	6,588	21.7	843	18.7	0	0.0	1,241	17.8	1,185	16.0	1,311	9.8	15,819
Miscellaneous	782	5.5	75	1.7	542	1.8	94	2.1	11	11.2	131	1.9	367	5.0	821	6.2	2,823
TOTAL	14,168		4,317		30,303		4,517		98		6,972		7,408		13,333		81,116

<sup>a</sup> Includes UNIDO-implemented nationally executed projects.

**Table 8**  
**Support services for policy and programme development and**  
**technical support services at the project level, 1997 and 1998**  
(In work-months provided by UNIDO staff)

	1997	1998
<b>Africa</b>		
Country <sup>a</sup>	69.8	44.8
Regional	0.5	0.8
Subtotal	70.3	45.6
<b>Arab States</b>		
Country	10.4	6.3
Regional	0.0	0.0
Country (African Arab States) <sup>b</sup>	-7.8	-5.3
Subtotal	2.6	1.0
<b>Asia and the Pacific</b>		
Country	49.6	45.3
Regional	0.0	2.0
Subtotal	49.6	47.3
<b>Europe and NIS</b>		
Country	5.1	6.5
Regional	0.0	1.4
Subtotal	5.1	7.9
<b>Latin America and the Caribbean</b>		
Country	9.2	9.1
Regional	1.6	0.0
Subtotal	10.8	9.1
<b>Global and interregional</b>		
	0.0	0.0
<b>TOTAL</b>	<b>138.4</b>	<b>110.9</b>

<sup>a</sup> Includes African Arab States.

<sup>b</sup> Figures deducted since already included under "Africa".

**Table 9**  
**Regular and operational budget expenditure by programme and object of expenditure in 1998**  
(In thousands of US dollars)

Programme	1	2	3	4	5	6
	Staff costs	Consultants	Meetings	Travel	Other	Total
<b>Expenditure</b>						
<b>A. POLICY-MAKING ORGANS</b>						
A.1 Meetings of Policy-making Organs	5.0	-	-	-	1,844.7	1,849.7
A.2 Secretariat of Policy-making Organs and Protocol	965.4	-	-	-	0.1	965.5
<b>Subtotal</b>	<b>970.4</b>	<b>-</b>	<b>-</b>	<b>-</b>	<b>1,844.8</b>	<b>2,815.2</b>
<b>B. GENERAL MANAGEMENT</b>						
B.1 Executive Direction and Management	1,821.9	67.5	55.5	136.1	407.9	2,488.9
B.2 Internal Audit	440.8	-	-	1.5	0.6	442.9
B.3 Legal Service	446.9	-	-	3.2	0.1	450.2
B.4 Policy Coordination and Strategic Planning	540.4	5.5	-	11.4	1.3	558.6
B.5 United Nations System Coordination and Liaison	515.0	-	-	22.9	445.4	983.3
B.6 Public Relations and Information	703.7	20.7	-	2.8	144.6	871.8
<b>Subtotal</b>	<b>4,468.7</b>	<b>93.7</b>	<b>55.5</b>	<b>177.9</b>	<b>999.9</b>	<b>5,795.7</b>
<b>C. STRENGTHENING OF INDUSTRIAL CAPACITIES</b>						
C.1 Industrial Investment, Technology and Information	5,966.7	0.3	-	45.0	538.1	6,550.1
C.2 Industrial Policies and Strategies	3,799.1	5.8	-	25.3	190.9	4,021.1
C.3 Institutional Capacity-building	3,880.8	5.9	-	28.6	64.4	3,979.7
C.4 Integrated Agro-industry Development	2,578.0	-	-	2.9	39.4	2,620.3
C.5 Other Sectoral Capacity-building	248.5	-	-	3.0	-	251.5
C.6 Regular Programme of Technical Cooperation	-	-	-	-	-	-
C.7 Direction and Management	540.3	-	-	28.1	573.6	1,142.0
<b>Subtotal</b>	<b>17,013.4</b>	<b>12.0</b>	<b>-</b>	<b>132.9</b>	<b>1,406.4</b>	<b>18,564.7</b>
<b>D. CLEANER AND SUSTAINABLE INDUSTRIAL DEVELOPMENT</b>						
D.1 Cleaner Production	868.6	15.8	-	29.4	2.5	916.3
D.2 Applied Environmental Technologies	1,377.7	-	-	14.9	7.1	1,399.7
D.3 International Environmental Agreements	3,231.1	43.5	45.2	51.4	43.2	3,414.4
D.4 Regular Programme of Technical Cooperation	-	-	-	-	-	-
D.5 Direction and Management	471.1	-	-	15.0	109.4	595.5
<b>Subtotal</b>	<b>5,948.5</b>	<b>59.3</b>	<b>45.2</b>	<b>110.7</b>	<b>162.2</b>	<b>6,325.9</b>
<b>E. REGIONAL PROGRAMME MANAGEMENT</b>						
E.1 Africa	3,455.4	-	-	83.2	956.6	4,495.2
E.2 Arab Countries	1,476.1	-	-	21.1	228.6	1,725.8
E.3 Asia and the Pacific	1,838.6	-	-	39.1	245.8	2,123.5
E.4 Europe and NIS	803.5	-	-	7.9	31.2	842.6
E.5 Latin America and the Caribbean	1,785.2	-	-	48.4	372.1	2,205.7
E.6 Regular Programme of Technical Cooperation	-	-	-	-	-	-
E.7 Direction and Management	119.7	-	-	8.3	44.7	172.7
<b>Subtotal</b>	<b>9,478.5</b>	<b>-</b>	<b>-</b>	<b>208.0</b>	<b>1,879.0</b>	<b>11,565.5</b>

Table 9 (continued)

Programme	1	2	3	4	5	6
	Staff costs	Consultants	Meetings	Travel	Other	Total
<b>F. TECHNICAL COOPERATION MANAGEMENT</b>						
F.1 Funds Mobilization, Project Approvals and Programme Monitoring	741.4	-	-	8.6	-	750.0
F.2 Quality Assurance and Evaluation	866.1	-	-	2.7	3.1	871.9
F.3 Operational Support	3,416.1	-	-	-	8.8	3,424.9
F.4 Direction and Management	237.2	-	-	-	52.0	289.2
<b>Subtotal</b>	<b>5,260.8</b>	<b>-</b>	<b>-</b>	<b>11.3</b>	<b>63.9</b>	<b>5,336.0</b>
<b>G. ADMINISTRATION</b>						
G.1 Personnel Services	2,545.1	25.0	-	6.5	394.7	2,971.3
G.2 Financial Services	2,955.3	5.4	-	2.7	18.0	2,981.4
G.3 General Services	8,831.5	6.3	-	-	13,862.8	22,700.6
G.4 Direction and Management	566.1	5.0	-	-	165.1	736.2
<b>Subtotal</b>	<b>14,898.0</b>	<b>41.7</b>	<b>-</b>	<b>9.2</b>	<b>14,440.6</b>	<b>29,389.5</b>
<b>TOTAL expenditure</b>	<b>58,038.3</b>	<b>206.7</b>	<b>100.7</b>	<b>650.0</b>	<b>20,796.8</b>	<b>79,792.5</b>
<b>Income</b>						
<b>E. REGIONAL PROGRAMME MANAGEMENT</b>						
E.1 Africa	15.8	-	-	-	118.6	134.4
E.2 Arab Countries	-	-	-	-	26.3	26.3
E.3 Asia and the Pacific	-	-	-	-	49.9	49.9
E.4 Europe and NIS	-	-	-	-	46.5	46.5
E.5 Latin America and the Caribbean	-	-	-	-	60.2	60.2
E.6 Regular Programme of Technical Cooperation	-	-	-	-	-	-
E.7 Direction and Management	-	-	-	-	-	-
<b>Subtotal</b>	<b>15.8</b>	<b>-</b>	<b>-</b>	<b>-</b>	<b>301.5</b>	<b>317.3</b>
<b>G. ADMINISTRATION</b>						
G.1 Personnel Services	-	-	-	-	-	-
G.2 Financial Services	-	-	-	-	-	-
G.3 General Services	4,483.5	-	-	-	5,276.8	9,760.3
G.4 Direction and Management	-	-	-	-	-	-
<b>Subtotal</b>	<b>4,483.5</b>	<b>-</b>	<b>-</b>	<b>-</b>	<b>5,276.8</b>	<b>9,760.3</b>
Miscellaneous income	-	-	-	-	1,822.9	1,822.9
<b>TOTAL income</b>	<b>4,499.3</b>	<b>-</b>	<b>-</b>	<b>-</b>	<b>7,401.2</b>	<b>11,900.5</b>
<b>NET GRAND TOTAL</b>	<b>53,539.0</b>	<b>206.7</b>	<b>100.7</b>	<b>650.0</b>	<b>13,395.6</b>	<b>67,892.0</b>



## APPENDIX B

## INDUSTRIAL DEVELOPMENT FUND

**Table 1**  
**Pledges and receipts, 1998**  
(In US dollars)

Country/organization	Firm pledges for		Collections	
	1998	Future years	Against prior pledges	1998
<b>GENERAL-PURPOSE CONVERTIBLE</b>				
Austria	157,480	0	0	157,480
Bangladesh	2,420	0	2,420	0
India	100,000	0	0	100,000
Mauritius	4,500	0	0	4,500
Pakistan	15,351	0	0	15,351
Rwanda	4,000	0	0	4,000
Sri Lanka	3,333	0	3,333	3,333
Syrian Arab Republic	1,512	0	0	1,512
<b>Subtotal</b>	<b>288,596</b>	<b>0</b>	<b>5,753</b>	<b>286,176</b>
<b>SPECIAL-PURPOSE CONVERTIBLE</b>				
Australia	18,871	0	0	0
Austria	4,298,958	3,668,729	0	1,357,791
Bahrain	254,796	61,050	0	0
Belgium	1,071,470	693,909	0	0
China	427,326	87,590	0	250,000
Costa Rica	65,993	0	0	17,650
Czech Republic (Ministry of Foreign Affairs)	92,350	67,658	0	101,769
Czech Republic (Ministry of Trade and Industry)	2,044	678	0	0
Democratic People's Republic of Korea	(7,155)	0	0	0
Denmark	356,872	939,739	0	2,217,172
Finland	(1,769)	0	0	0
France (Ministry of Foreign Affairs)	1,133,508	73,273	0	763,192
France (Ministry of Agriculture)	721,508	1,251,775	0	0
Germany	5,445,117	1,848,243	0	2,983,885
Greece	865,072	499,975	0	548,980
Hungary	36,620	2,840	0	390,998
India	471,188	565,394	0	700,000

Table 1 (continued)

Country/organization	Firm pledges for		Collections	
	1998	Future years	Against prior pledges	1998
Ireland	60,000	0	0	0
Italy	2,781,640	3,199,164	0	4,368,694
Japan	4,377,872	1,297,374	0	2,617,677
Multi-donor project	(20,004)	1	0	0
Netherlands	2,097,207	2,601,897	0	1,821,585
New Zealand	18,763	0	0	0
Norway	319,027	263,855	0	19,848
Poland	142,515	141,741	0	131,667
Portugal (Institute for Portuguese Cooperation)	379,500	93,500	0	0
Republic of Korea	122,785	107,126	0	283,540
Romania	0	0	0	1,033
Saudi Arabia	237,875	227,559	0	0
Slovakia	3,759	0	0	0
Switzerland	2,958,606	8,601,522	0	1,934,995
Thailand	12,882	0	0	0
Organizations				
Agence de coopération culturelle et technique (ACCT), Paris	908	0	0	0
Agence Wallonne à l'Exportation, Brussels	263,527	0	0	194,701
Common Fund for Commodities	1,387,413	1,576,803	0	150,000
Corporación Andina de Fomento (CAF)	0	0	0	(31,865)
Kuwait Institute for Higher Technical Training and Research	0	0	0	26,165
Montreal Protocol	54,677,762	42,067,761	0	27,000,000
<b>Subtotal</b>	<b>85,074,806</b>	<b>69,939,156</b>	<b>0</b>	<b>47,849,477</b>

Table 1 (continued)

Country/organization	Firm pledges for		Collections	
	1998	Future years	Against prior pledges	1998
<b>NON-CONVERTIBLE</b>				
China	18,171	0	0	0
Cuba	0	0	0	21,000
Czech Republic (Ministry of Foreign Affairs)	210,009	0	0	248,635
Hungary	21,216	70,857	0	345,310
India	339,002	254,850	0	201,609
Pakistan	0	0	0	(15,351)
Poland	410,672	391,004	0	360,380
Romania	0	0	0	1,145
Slovakia	0	0	0	855
Turkey	(16,016)	0	0	0
<b>Subtotal</b>	<b>983,054</b>	<b>716,711</b>	<b>0</b>	<b>1,163,583</b>
<b>Total</b>	<b>86,346,456</b>	<b>70,655,867</b>	<b>5,753</b>	<b>49,299,236</b>

Notes: The UNIDF/IDF statement of pledges and receipts as at 31 December 1998 is included in the interim financial performance report (IDB.21/9-PBC.15/9).

Negative amounts denote repayments to donors.

Table 2

**Net approvals in 1998 of projects financed under IDF,  
excluding Montreal Protocol**

Region	US dollars	Percentage
Africa (excluding Arab States)	1,814,912	12.0
Arab States	5,302	0.0
Africa	49,873	0.3
West Asia	(27,767)	(0.2)
Regional	(16,804)	(0.1)
Asia and Pacific	5,101,454	33.8
Europe and NIS	(137,797)	(0.9)
Latin America and Caribbean	3,464,074	23.0
Global and interregional	4,824,502	32.0
<b>TOTAL</b>	<b>15,072,447</b>	<b>100.0</b>

Table 2 (a)

**General-purpose convertible projects**

Region	US dollars	Percentage
Africa (excluding Arab States)	(9,318)	(18.8)
Arab States	(1,127)	(2.3)
Africa	(1,127)	(2.3)
West Asia	0	0.0
Regional	0	0.0
Asia and Pacific	(6,131)	(12.4)
Europe and NIS	27,591	55.7
Latin America and Caribbean	44,167	89.1
Global and interregional	(5,614)	(11.3)
<b>TOTAL</b>	<b>49,568</b>	<b>100.0</b>

Table 2 (b)

## Special-purpose convertible projects

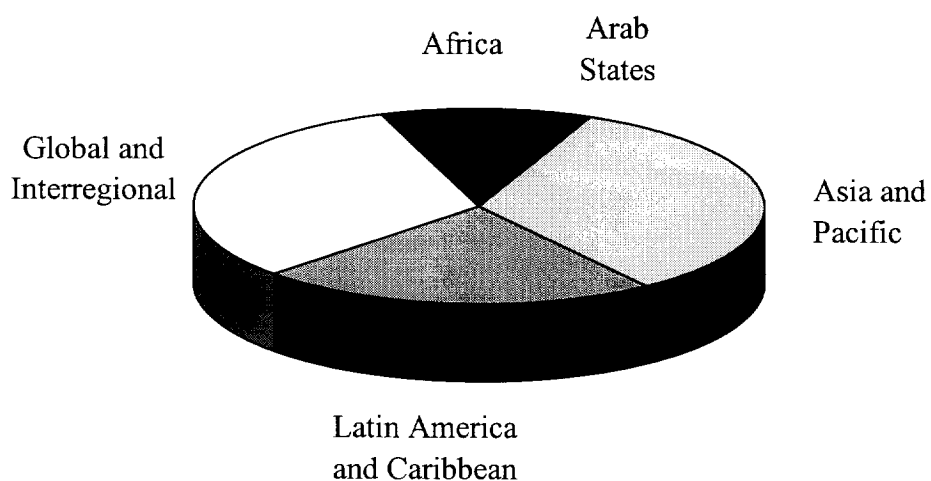
Region	US dollars	Percentage
Africa (excluding Arab States)	1,833,381	12.7
Arab States	6,429	0.0
Africa	51,000	0.4
West Asia	(27,767)	(0.2)
Regional	(16,804)	(0.1)
Asia and Pacific	4,988,857	34.7
Europe and NIS	(213,096)	(1.5)
Latin America and Caribbean	3,419,907	23.8
Global and interregional	4,350,172	30.2
<b>TOTAL</b>	<b>14,385,650</b>	<b>100.0</b>

Table 2 (c)

## Special-purpose and general-purpose non-convertible projects

Region	US dollars	Percentage
Africa (excluding Arab States)	(9,151)	(1.4)
Arab States	0	0.0
Africa	0	0.0
West Asia	0	0.0
Regional	0	0.0
Asia and Pacific	118,728	18.6
Europe and NIS	47,708	7.5
Latin America and Caribbean	0	0.0
Global and interregional	479,944	75.3
<b>TOTAL</b>	<b>637,229</b>	<b>100.0</b>

**INDUSTRIAL DEVELOPMENT FUND  
NET APPROVALS BY REGION IN 1998**  
(excluding programme support costs)



Region	US\$	Percentage
Africa	1,814,912	12.0
Arab States	5,302	0.0
Asia and Pacific	5,101,454	33.8
Europe and NIS	-137,797	(0.9)
Latin America and Caribbean	3,464,074	23.0
Global and Interregional	4,824,502	32.0
<b>TOTAL</b>	<b>15,072,447</b>	<b>100.0</b>

## APPENDIX C

## TRUST FUND APPROVALS

Table 1

## Third party-financed and other trust funds

Donor	Project No.	Amount approved <sup>a</sup> (excluding overheads) (US\$)
<b>Governmental funds</b>		
Austria	TF/GLO/97/002	104,736
Brazil	TF/GLO/96/013	119,258
Czech Republic	TF/CRO/97/001	69,961
	TF/UKR/97/001	77,151
	<b>Subtotal</b>	147,112
European Union	EU/CEH/96/001	104,116
France	TF/RAF/98/002	169,794
Italy	TF/EGY/96/001	619,725
Japan (Umbrella programme \$1,200,000)	TF/GLO/97/100	1
	TF/MOZ/96/002	358,850
	TF/VIE/96/E10	306,000
	TF/ZIM/97/A10	309,734
	<b>Subtotal</b>	974,585
Norway	TF/MOZ/94/001	116,738
Republic of Korea	TF/GLO/93/011	30,000
	TF/SEY/89/809	23,275
	<b>Subtotal</b>	53,275
Russian Federation	TF/GLO/96/002	45,377
	TF/GLO/98/002	158,541
	<b>Subtotal</b>	203,918
Sweden	TF/MOZ/94/OA1	57,149
	TF/VIE/95/A58	138,651
	TF/VIE/97/001	49,655
	<b>Subtotal</b>	245,455
	Minor revisions/project closures	(229,736)
	<b>TOTAL</b>	2,628,976

Table 1 (continued)

Donor	Project No.	Amount approved <sup>a</sup> (excluding overheads) (US\$)
<b>Multilateral funds</b>		
Common Fund for Commodities	FC/INT/97/021	676,083
<b>Co-financing activities for Investment Promotion Service offices</b>		
Global project for co-financing contributions	IP/GLO/98/FF1	29,621
	Minor revisions/project closures	(128,028)
	<b>TOTAL</b>	<b>(98,407)</b>
<b>Associate Expert programme and JPO travel funds<sup>b</sup></b>		
Austria		213,881
Belgium		45,361
Denmark		75,177
France		42,574
Germany		134,614
Italy		239,684
Japan		18,877
Netherlands		363,517
Russian Federation		17,104
	Minor revisions/project closures	(7,915)
	<b>TOTAL</b>	<b>1,142,874</b>
<b>Non-governmental funds</b>		
Austrian Institute for Economic Research	TF/RER/98/001	14,590
INFOCON, Germany	TF/DRK/97/001	97,340
NIMTECH, United Kingdom	TF/GLO/96/014	15,377
Proctor and Gamble Far East Inc., Japan	TF/RAS/97/A26	17,700
Unilever Research, United Kingdom	TF/RAS/97/026	17,700
International Fund for Agricultural Development	TF/RAF/95/012	92,473
	<b>TOTAL</b>	<b>255,180</b>
<b>Other<sup>c</sup></b>		<b>474,757</b>
<b>GRAND TOTAL (governmental and non-governmental funds)</b>		<b>5,079,463</b>

<sup>a</sup> Net approval figures: new projects approved plus changes/revisions to existing projects.

<sup>b</sup> Relates to budget for local travel of JPOs at duty station received via UNDP, New York.

<sup>c</sup> Includes UNDCP, COMFAR funds and UNIDO-implemented projects funded by other United Nations agencies.



Table 2

Self-financed trust funds<sup>a</sup>

Donor	Project No.	Amount approved <sup>b</sup> (excluding overheads) (US\$)
<b>Governmental funds</b>		
Argentina	SF/ARG/96/001	327,233
	SF/ARG/96/002	92,144
	SF/ARG/97/001	543,013
	<b>Subtotal</b>	962,390
Brazil	SF/BRA/97/001	351,105
Colombia	SF/COL/95/001	51,920
	SF/COL/95/0A1	338,607
	SF/COL/96/002	78,691
	<b>Subtotal</b>	469,218
China	SF/CPR/97/001	58,655
Côte d'Ivoire	SF/IVC/98/001	32,000
Thailand	SF/RAS/98/006	93,650
World Bank	BR/SUR/96/001	45,003
	SF/MAR/96/001	44,248
	<b>Subtotal</b>	89,251
	Minor revisions/project closures	(4,795)
	<b>TOTAL</b>	2,051,474
<b>Non-governmental funds</b>		
Centro de Investigaciones Textiles (CIT)	SF/ARG/90/001	157,207
National Industrial Training Service (SENAI/CETIQT)	SF/BRA/96/001	263,047
Regional African Satellite Communications Organization	SF/RAF/98/003	168,000
Saudi Consulting House	SF/SAU/96/001	61,589
El Fatayeh Cement Factory, Derna	SF/LIB/86/001	Project closure (136,617)
Libyan Cement Company, Benghazi	SF/LIB/88/006	Project closure (86,378)
General Pipe Company, Libya	SF/LIB/84/004	Project closure (1,036,569)
	Minor revisions/project closures	(66,191)
	<b>TOTAL</b>	(675,912)
<b>GRAND TOTAL</b> (governmental and non-governmental funds)		1,375,562

<sup>a</sup> Includes projects financed from World Bank loans.<sup>b</sup> Net approval figures: new projects approved plus changes/revisions to existing projects.

TRUST FUNDS: NET APPROVALS BY REGION (excluding overheads) in 1998

Figure 2: Self-financed trust funds

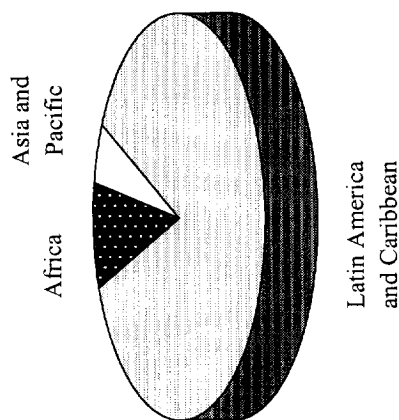
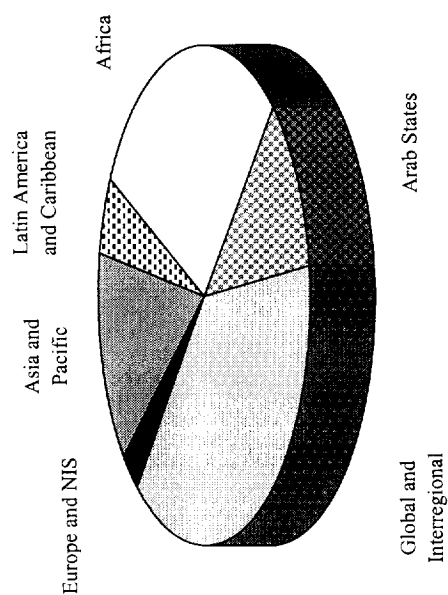


Figure 1: Third party-financed and other trust funds a/



Region	US\$	Percentage	Region	US\$	Percentage
Africa	1,459,562	28.7	Africa	213,257	15.5
Arab States	593,709	11.7	Arab States	-1,212,452	(88.1)
Asia and Pacific	707,340	13.9	Asia and Pacific	119,223	8.7
Europe and NIS	145,576	2.9	Europe and NIS	-111	(0.0)
Latin America and Caribbean	247,218	4.9	Latin America and Caribbean	2,255,645	164.0
Global and interregional	1,926,058	37.9	Global and interregional	0	0.0
<b>TOTAL b/</b>	<b>5,079,463</b>	<b>100.0</b>	<b>TOTAL c/</b>	<b>1,375,562</b>	<b>100.0</b>

a/ Other trust funds include UNDCP, COMFAR funds and UNIDO-implemented projects funded by other United Nations agencies.

b/ Includes Associate Expert programme/JPO travel funds (\$1,142,874).

c/ Includes projects financed from World Bank loans.

## APPENDIX D

## TECHNICAL ASSISTANCE TO THE LEAST DEVELOPED COUNTRIES

Table 1  
Delivery, by country and source of funds, 1998<sup>a</sup>  
(In US dollars)

Region/country	Regular budget	UNDP/IPF	Trust funds	IDF <sup>b</sup>	Montreal Protocol	Other sources <sup>c</sup>	Total
<b>Africa</b>							
Angola	0	0	0	67,079	0	0	67,079
Benin	0	126,112	0	0	74,077	0	200,189
Burkina Faso	5,738	0	0	184,246	80,770	0	270,754
Burundi	0	0	0	0	0	0	0
Cape Verde	0	0	0	0	0	0	0
Central African Republic	0	0	0	0	0	0	0
Chad	0	281,196	0	0	0	0	281,196
Comoros	0	0	0	0	0	0	0
Democratic Republic of the Congo	0	106,859	0	0	0	0	106,859
Equatorial Guinea	0	0	0	0	0	0	0
Eritrea	30,066	0	0	0	0	0	30,066
Ethiopia	0	7,815	0	8,516	0	0	16,331
Gambia	25,639	43,773	0	0	57,022	0	126,434
Guinea	0	683,308	0	0	65,255	0	748,563
Guinea-Bissau	0	0	0	0	0	0	0
Lesotho	0	361,732	41,653	0	0	0	403,385
Liberia	0	0	0	0	0	0	0
Madagascar	0	476,410	81,542	478	0	0	558,430
Malawi	170,679	4,073	52,343	0	0	0	227,095
Mali	0	135,411	0	312,243	0	0	447,654
Mauritania	0	12,837	0	0	0	0	12,837
Mozambique	0	0	274,131	-745	375,815	0	649,201
Niger	0	0	0	0	0	0	0

Table 1 (continued)

Region/country	Regular budget	UNDP/IPF	Trust funds	IDF <sup>b/</sup>	Montreal Protocol	Other sources <sup>c/</sup>	Total
Rwanda	0	0	0	0	0	0	0
Sao Tome and Principe	0	-734	0	0	0	0	-734
Sierra Leone	0	0	0	0	0	0	0
Togo	0	0	0	0	0	0	0
Uganda	0	986,801	0	317,140	0	0	1,303,941
United Republic of Tanzania	0	19,787	101,099	266,949	222,718	0	610,553
Zambia	0	-21,624	0	0	0	0	-21,624
<b>Subtotal</b>	<b>232,122</b>	<b>3,223,756</b>	<b>550,768</b>	<b>1,155,906</b>	<b>875,657</b>	<b>0</b>	<b>6,038,209</b>
<b>Latin America and the Caribbean</b>							
Haiti	0	-8,200	19,816	0	0	0	11,616
<b>Subtotal</b>	<b>0</b>	<b>-8,200</b>	<b>19,816</b>	<b>0</b>	<b>0</b>	<b>0</b>	<b>11,616</b>
<b>Arab States</b>							
Djibouti	0	0	0	0	0	0	0
Somalia	0	0	0	0	0	0	0
Sudan	66,504	4,736	9,331	0	65,807	0	146,378
Yemen	0	339,237	0	0	0	0	339,237
<b>Subtotal</b>	<b>66,504</b>	<b>343,973</b>	<b>9,331</b>	<b>0</b>	<b>65,807</b>	<b>0</b>	<b>485,615</b>
<b>Asia and the Pacific</b>							
Afghanistan	0	0	0	0	0	15,180	15,180
Bangladesh	0	0	0	0	0	0	0

Table 1 (continued)

Region/country	Regular budget	UNDP/IPF	Trust funds	IDF <sup>b/</sup>	Montreal Protocol	Other sources <sup>c/</sup>	Total
Bhutan	0	0	0	0	0	0	0
Cambodia	0	0	0	0	0	0	0
Kiribati	0	215,865	0	0	0	0	215,865
Lao People's Democratic Republic	0	0	0	8,881	0	6,332	15,213
Maldives	0	0	0	0	0	0	0
Myanmar	0	0	0	0	0	0	0
Nepal	0	21,938	0	11,338	0	0	33,276
Samoa	0	0	0	0	0	0	0
Solomon Islands	0	238,759	100,664	0	0	0	339,423
Tuvalu	0	0	0	0	0	0	0
Vanuatu	0	0	0	0	0	0	0
<b>Subtotal</b>	<b>0</b>	<b>476,562</b>	<b>100,664</b>	<b>20,219</b>	<b>0</b>	<b>21,512</b>	<b>618,957</b>
<b>TOTAL</b>	<b>298,626</b>	<b>4,036,091</b>	<b>680,579</b>	<b>1,176,125</b>	<b>941,464</b>	<b>21,512</b>	<b>7,154,397</b>

<sup>a</sup> Does not include regional, interregional and global projects or individual fellowships and group training programmes in which LDCs have been involved together with other developing countries.

<sup>b</sup> Excluding 13 per cent overhead costs.

<sup>c</sup> Includes projects executed by other agencies for which UNIDO is the associated or cooperating agency.

Table 2  
New project approvals, by country and source of funds, 1998<sup>a</sup>  
(In US dollars)

Region/country	Regular budget	UNDP/IPF	Trust funds	IDF <sup>b</sup>	Montreal Protocol	Other sources <sup>c</sup>	Total
<b>Africa</b>							
Angola	0	0	0	0	0	0	0
Benin	0	0	0	0	0	0	0
Burkina Faso	500,000	0	0	570,860	0	0	1,070,860
Burundi	0	0	0	0	0	0	0
Cape Verde	0	0	0	0	0	0	0
Central African Republic	0	0	0	0	0	0	0
Chad	0	363,961	0	0	0	0	363,961
Comoros	0	0	0	0	0	0	0
Democratic Republic of the Congo	0	0	0	0	0	0	0
Equatorial Guinea	0	0	0	0	0	0	0
Eritrea	71,000	0	0	0	0	0	71,000
Ethiopia	0	0	0	53,097	0	0	53,097
Gambia	25,639	0	0	0	0	0	25,639
Guinea	0	0	0	0	0	0	0
Guinea-Bissau	0	0	0	0	0	0	0
Lesotho	0	0	0	0	0	0	0
Liberia	0	0	0	0	0	0	0
Madagascar	0	682,103	0	0	0	0	682,103
Malawi	288,000	0	0	0	0	0	288,000
Mali	0	0	0	0	0	0	0
Mauritania	0	312,000	0	0	0	0	312,000
Mozambique	0	0	479,532	444,400	0	0	923,932
Niger	0	0	0	0	0	0	0

Table 2 (continued)

Region/country	Regular budget	UNDP/IPF	Trust funds	IDF <sup>b</sup>	Montreal Protocol	Other sources <sup>c</sup>	Total
Rwanda	0	0	0	0	0	0	0
Sao Tome and Principe	0	0	0	0	0	0	0
Sierra Leone	0	0	0	0	0	0	0
Togo	0	0	0	0	0	0	0
Uganda	0	0	0	0	0	0	0
United Republic of Tanzania	0	0	0	0	0	0	0
Zambia	0	0	0	0	0	0	0
<b>Subtotal</b>	<b>884,639</b>	<b>1,358,064</b>	<b>479,532</b>	<b>1,079,757</b>	<b>0</b>	<b>0</b>	<b>3,790,592</b>
<b>Latin America and the Caribbean</b>							
Haiti	0	0	0	0	0	0	0
<b>Subtotal</b>	<b>0</b>	<b>0</b>	<b>0</b>	<b>0</b>	<b>0</b>	<b>0</b>	<b>0</b>
<b>Arab States</b>							
Djibouti	0	0	0	0	0	0	0
Somalia	0	0	0	0	0	0	0
Sudan	64,000	0	0	0	30,000	0	94,000
Yemen	0	0	0	0	0	0	0
<b>Subtotal</b>	<b>64,000</b>	<b>0</b>	<b>0</b>	<b>0</b>	<b>30,000</b>	<b>0</b>	<b>94,000</b>
<b>Asia and the Pacific</b>							
Afghanistan	0	0	0	0	0	82,500	82,500
Bangladesh	0	0	0	0	0	0	0
Bhutan	0	0	0	0	0	0	0

Table 2 (continued)

Region/country	Regular budget	UNDP/IPF	Trust funds	IDF <sup>b</sup>	Montreal Protocol	Other sources <sup>c</sup>	Total
Cambodia	0	0	0	0	0	0	0
Kiribati	0	0	0	0	0	0	0
Lao People's Democratic Republic	0	0	0	11,400	0	60,000	71,400
Maldives	0	0	0	0	0	0	0
Myanmar	0	0	0	0	0	0	0
Nepal	0	0	0	0	0	0	0
Samoa	0	0	0	0	0	0	0
Solomon Islands	0	0	0	0	0	0	0
Tuvalu	0	0	0	0	0	0	0
Vanuatu	0	0	0	0	0	0	0
<b>Subtotal</b>	<b>0</b>	<b>0</b>	<b>0</b>	<b>11,400</b>	<b>0</b>	<b>142,500</b>	<b>153,900</b>
<b>TOTAL</b>	<b>948,639</b>	<b>1,358,064</b>	<b>479,532</b>	<b>1,079,757</b>	<b>30,000</b>	<b>142,500</b>	<b>4,038,492</b>

<sup>a</sup> Does not include regional, interregional and global projects or individual fellowships and group training programmes in which LDCs have been involved together with other developing countries.

<sup>b</sup> Excluding 13 per cent overhead costs.

<sup>c</sup> Includes projects executed by other agencies for which UNIDO is the associated or cooperating agency.



**Table 3**  
**Total net project approvals, by country and source of funds, 1998<sup>a</sup>**  
(In US dollars)

Region/country	Regular budget	UNDP/IPF	Trust funds	IDF <sup>b</sup>	Montreal Protocol	Other sources <sup>c</sup>	Total
<b>Africa</b>							
Angola	0	0	0	0	0	0	0
Benin	0	-149,683	0	0	0	0	-149,683
Burkina Faso	500,000	0	0	760,860	0	0	1,260,860
Burundi	0	0	0	0	0	0	0
Cape Verde	0	0	0	0	0	0	0
Central African Republic	0	0	0	0	0	0	0
Chad	0	324,521	0	0	0	0	324,521
Comoros	0	0	0	0	0	0	0
Democratic Republic of the Congo	0	55,625	0	0	0	0	55,625
Equatorial Guinea	0	0	0	0	0	0	0
Eritrea	71,000	0	0	0	0	0	71,000
Ethiopia	0	0	0	46,482	0	0	46,482
Gambia	25,639	0	0	0	0	0	25,639
Guinea	0	641,774	0	0	0	0	641,774
Guinea-Bissau	0	0	0	0	0	0	0
Lesotho	0	0	0	0	0	-7,874	-7,874
Liberia	0	0	0	0	0	0	0
Madagascar	0	789,150	0	-4,396	0	-700	784,054
Malawi	288,000	0	0	0	0	0	288,000
Mali	0	48,807	0	332,531	0	0	381,338
Mauritania	0	312,000	0	0	0	0	312,000

Table 3 (continued)

Region/country	Regular budget	UNDP/IPF	Trust funds	IDF <sup>b</sup>	Montreal Protocol	Other sources <sup>c</sup>	Total
Mozambique	0	0	653,419	444,398	0	0	1,097,817
Niger	0	0	0	0	0	0	0
Rwanda	0	0	0	0	0	0	0
Sao Tome and Principe	0	-4,085	0	0	0	0	-4,085
Sierra Leone	0	0	0	0	0	0	0
Togo	0	0	0	0	0	0	0
Uganda	0	192,198	0	-20,988	0	0	171,210
United Republic of Tanzania	0	0	0	-17,784	-2,796	0	-20,580
Zambia	0	0	0	0	-5,746	0	-5,746
<b>Subtotal</b>	<b>884,639</b>	<b>2,210,307</b>	<b>653,419</b>	<b>1,541,103</b>	<b>-8,542</b>	<b>-8,574</b>	<b>5,272,352</b>
<b>Latin America and the Caribbean</b>							
Haiti	0	0	0	0	0	0	0
<b>Subtotal</b>	<b>0</b>	<b>0</b>	<b>0</b>	<b>0</b>	<b>0</b>	<b>0</b>	<b>0</b>
<b>Arb States</b>							
Djibouti	0	3,977	0	0	0	0	3,977
Somalia	0	-21,397	0	0	0	0	-21,397
Sudan	64,000	0	0	0	14,487	0	78,487
Yemen	0	30,664	0	0	0	0	30,664
<b>Subtotal</b>	<b>64,000</b>	<b>13,244</b>	<b>0</b>	<b>0</b>	<b>14,487</b>	<b>0</b>	<b>91,731</b>

Table 3 (continued)

Region/country	Regular budget	UNDP/IPF	Trust funds	IDF <sup>b</sup>	Montreal Protocol	Other sources <sup>c</sup>	Total
<b>Asia and the Pacific</b>							
Afghanistan	0	0	0	0	0	82,500	82,500
Bangladesh	0	-2,834	0	0	0	0	-2,834
Bhutan	0	0	0	0	0	0	0
Cambodia	0	0	0	0	0	0	0
Kiribati	0	60,000	0	0	0	0	60,000
Lao People's Democratic Republic	0	-20,600	0	5,652	0	0	-14,948
Maldives	0	0	0	0	0	0	0
Myanmar	0	0	-16,424	0	0	0	-16,424
Nepal	0	-258,043	0	0	0	0	-258,043
Samoa	0	0	0	0	0	0	0
Solomon Islands	0	46,883	0	0	0	0	46,883
Tuvalu	0	0	0	0	0	0	0
Vanuatu	0	0	0	0	0	0	0
<b>Subtotal</b>	<b>0</b>	<b>-174,594</b>	<b>-16,424</b>	<b>5,652</b>	<b>0</b>	<b>82,500</b>	<b>-102,866</b>
<b>TOTAL</b>	<b>948,639</b>	<b>2,048,957</b>	<b>636,995</b>	<b>1,546,755</b>	<b>5,945</b>	<b>73,926</b>	<b>5,261,217</b>

<sup>a</sup> Does not include regional, interregional and global projects or individual fellowships and group training programmes in which LDCs have been involved together with other developing countries.

<sup>b</sup> Excluding 13 per cent overhead costs.

<sup>c</sup> Includes projects executed by other agencies for which UNIDO is the associated or cooperating agency.

## APPENDIX E

EXPERT GROUP MEETINGS, SYMPOSIA, SEMINARS, WORKSHOPS, COURSES AND  
OTHER MEETINGS OF A NON-TRAINING CHARACTER HELD DURING 1998<sup>a</sup>

Date		Place
26-30 January	Gulf of Guinea large marine ecosystem project: regional symposium	Abidjan Côte d'Ivoire
23-27 February	Gulf of Guinea large marine ecosystem project: physical oceanographic processes in the Gulf of Guinea	Abidjan Côte d'Ivoire
4-6 March	Workshop on cleaner industrial production	Bursa Turkey
9-13 March	Objectives-oriented project planning workshop on development of women's entrepreneurship in food and textile industries	Abidjan Côte d'Ivoire
24-27 March	Objectives-oriented project planning workshop on high impact programme on women's entrepreneurship development	Harare Zimbabwe
6-8 April	Participatory planning workshop on development of metal-working industries	Kampala Uganda
17 April	Workshop on manufacturing, investment and employment	Port of Spain Trinidad and Tobago
20-24 April	Gulf of Guinea large marine ecosystem project: third regional workshop on mangroves	Lagos Nigeria
5-8 May	Workshop on women and enterprises	Sinaia Romania
11-14 May	Workshop on cleaner production for MERCOSUR countries	Porto Alegre Brazil
14 May	Conference on coordinated support to small and medium enterprises	Hanoi Viet Nam
18-19 May	Industrial Development Board, nineteenth session	Vienna Austria
18-23 May	Gulf of Guinea large marine ecosystem project: workshop on nutrients	Lagos Nigeria
23-24 May	International symposium on privatization, restructuring and BOT projects	Istanbul Turkey
26-29 May	Investors' Forum for Guinea	Conakry Guinea
27-30 May	Investment forum for Primorsky territory: Business cooperation in the Russian far east through foreign investment	Vladivostok Russian Federation
15-18 June	Regional investors forum for Southern Africa	Maputo Mozambique

<b>Date</b>		<b>Place</b>
11 June	Seminar on investment and technology partnerships	Ljubljana Slovenia
12 June	Seminar on investment and technology partnerships	Maribor Slovenia
17 June	Upgrading large enterprises through externalization of annex activities and development of SMEs	Algiers Algeria
22 June	Expert group meeting on small and medium enterprise cooperation in an expanding European Union	Vienna Austria
22 -25 June	Eighth conference for the industrial development of the Arab countries	Damascus Syrian Arab Republic
27-29 July	Workshop on procedures for the pre-peer evaluation of accreditation bodies related to ISO 9000	Vienna Austria
10-12 August	Expert group meeting on international quality and environmental standards: non-tariff barriers to trade	Manila Philippines
17-19 August	Second workshop on the preparation of industrial development policy and strategies for Southern African Development Community countries	Windhoek Namibia
20 August	Business Cooperation Day	Hanoi Viet Nam
9-10 September	Programme and Budget Committee, fourteenth session	Vienna Austria
9-11 September	Fourth international sea products buyers and sellers meeting	Agadir Morocco
10-11 September	Working session on ownership in development cooperation	Vienna Austria
21-23 September	China Tumen River Area: International investment and business forum	Hunchun Jilin Province China
21-23 September	Participatory planning workshop on development of the textile industry	Kampala Uganda
24-25 September	Seminar on investment opportunities in privately financed small- and medium-sized infrastructure projects in emerging economies	Geneva Switzerland
24-26 September	Rajin-Sonbong zone investment discussion	Rajin Democratic Republic of Korea
1-2 October	Expert group meeting on the clean development mechanism and sustainable industrial development: new partnerships for industry in developing countries	Vienna Austria
5-7 October	Expert group meeting on international quality and environmental standards: non-tariff barriers to trade	Sao Paulo Brazil

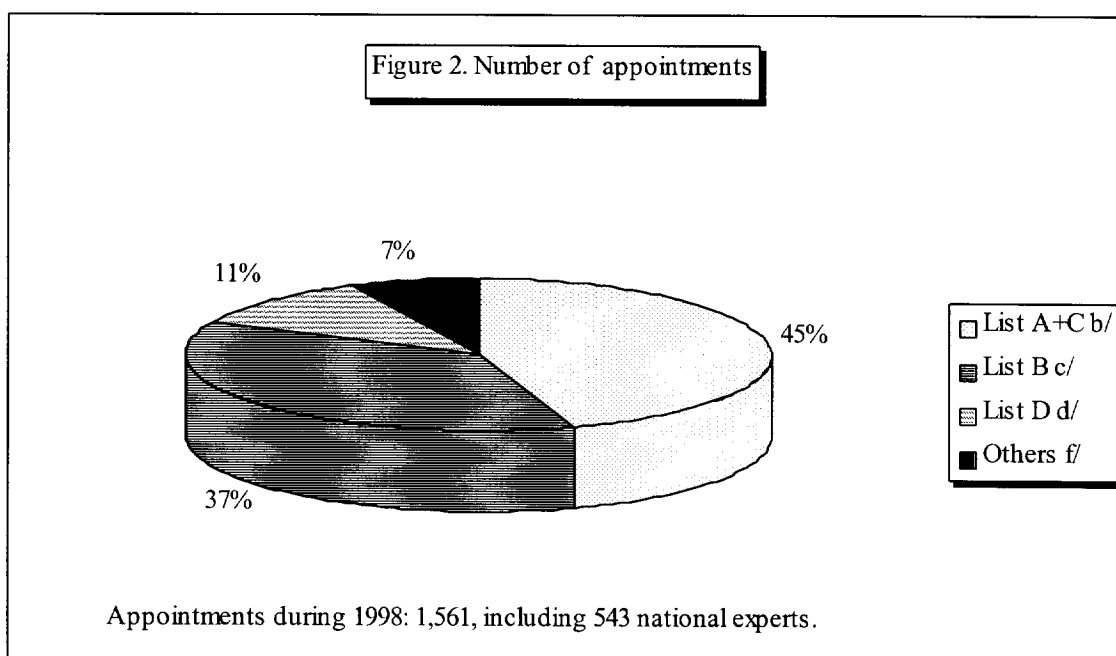
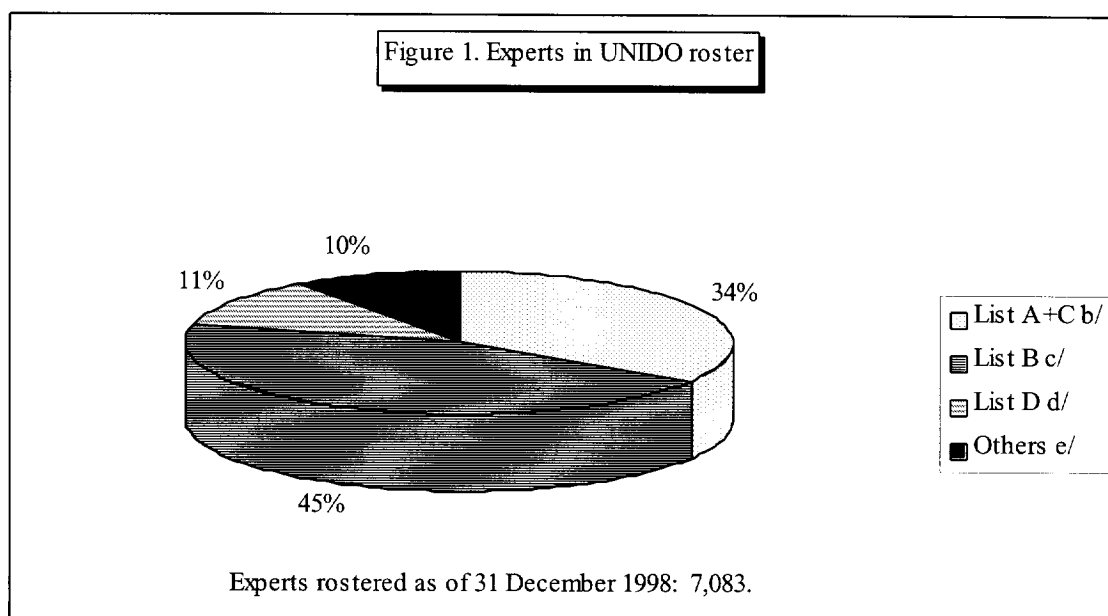
Date		Place
13-14 October	National workshop on the integrated programme for an increased participation of women in the manufacturing sector	Brasilia Brazil
16 October	National workshop on the integrated programme for an increased participation of women in the manufacturing sector	Buenos Aires Argentina
20 October	MERCOSUR subregional workshop on the programme for an increased participation of women in the manufacturing sector	Buenos Aires Argentina
20-24 October	Seminar on investment promotion	Ashgabat Turkmenistan
26-29 October	Workshop on small hydro power	Hangzhou China
5-6 November	National seminar on evolution of cluster development	Mysore India
19-20 November	Industrial Development Board, twentieth session	Vienna Austria
20 November	Presentation (workshop update): manufacturing investment and employment	Port of Spain Trinidad and Tobago
25-27 November	International workshop on cooperation for reducing transregional pollution of the Caspian waters from industrial sources	Vienna Austria
25-27 November	Regional seminar on UNIDO/COMESA industrial information networking system	Lusaka Zambia
30 November - 2 December	Experience-sharing workshop between Egyptian and Italian banks on financial instruments to support SME development	Bologna Italy
2-4 December	Biotechnology Forum	Vienna Austria
7-9 December	Participatory planning workshop on local ownership of the cleaner production programme	Rabat Morocco
8-10 December	Forum on entrepreneurship and enterprise development	Istanbul Turkey
10 December	Awareness-raising seminar for leading decision-makers on the impact of industry on the Uruguay Round agreements	Dar-es-Salaam United Republic of Tanzania
14-15 December	Workshop on efficient electric power technologies for Central and Eastern European and Commonwealth of Independent States countries	Vienna Austria

<sup>a</sup> Includes meetings sponsored jointly with other organizations.

## APPENDIX F

## GEOGRAPHICAL DISTRIBUTION OF EXPERTS

## Distribution of experts by groups of countries a/



a/ As of 31 December 1998.

b/ States in Lists A and C of Annex I to the UNIDO Constitution plus Albania, Cyprus, Greece, Portugal, Romania and Turkey.

c/ States in List B of Annex I to the UNIDO Constitution, excluding Cyprus, Greece, Portugal and Turkey.

d/ States in List D of Annex I to the UNIDO Constitution, excluding Albania and Romania.

e/ Includes candidates without clear indication of nationality and 129 candidates from Australia, 166 from Canada and 399 from the United States of America.

f/ Includes 15 appointments of experts from Australia, 24 from Canada and 72 from the United States of America.

Appointment of experts, 1998

Country/area/territory	Number of appointments	Country/area/territory	Number of appointments
United Kingdom	104	Chad	9
Italy	92	Ireland	9
France	79	Nigeria	9
India	75	Cameroon	8
United States of America	72	Denmark	8
Austria	60	Sri Lanka	8
Viet Nam	47	Zambia	8
Germany	43	Ecuador	7
Spain	43	Ethiopia	7
Japan	40	Indonesia	7
Brazil	37	Malaysia	7
Netherlands	35	Mauritius	7
Czech Republic	33	Morocco	7
United Republic of Tanzania	33	Norway	7
Belgium	29	Sudan	7
China	29	Turkey	7
Algeria	25	Egypt	6
Canada	24	Ghana	6
Kenya	21	Honduras	6
Hungary	20	Lebanon	6
Colombia	19	Madagascar	6
Tunisia	19	Pakistan	6
Bosnia and Herzegovina	18	Thailand	6
Poland	18	Armenia	5
Argentina	17	Burkina Faso	5
Iran, Islamic Republic of	17	Finland	5
Russian Federation	17	Nicaragua	5
Belarus	16	Republic of Korea	5
Mali	16	Trinidad and Tobago	5
Australia	15	Bulgaria	4
Sweden	15	Côte d'Ivoire	4
Mexico	14	Croatia	4
Chile	13	Cuba	4
Romania	13	Guatemala	4
Slovakia	13	Haiti	4
Guinea	12	Senegal	4
Slovenia	12	Albania	3
Switzerland	12	Benin	3
Zimbabwe	12	El Salvador	3
Syrian Arab Republic	11	Israel	3
Greece	10	Jamaica	3
Nepal	10	Jordan	3
Philippines	10	New Zealand	3
Uganda	10	The former Yugoslav Republic of Macedonia	3



Country/area/territory	Number of appointments	Country/area/territory	Number of appointments
Ukraine	3	Kazakhstan	1
Yemen	3	Lao People's Democratic Republic	1
Central African Republic	2	Lithuania	1
Democratic People's Republic of Korea	2	Malawi	1
Mozambique	2	Malta	1
Peru	2	Mauritania	1
Suriname	2	Portugal	1
Uruguay	2	Seychelles	1
Bolivia	1	Sierra Leone	1
Comoros	1	Solomon Islands	1
Costa Rica	1	South Africa	1
Cyprus	1		
Democratic Republic of the Congo	1	Total	1,561
Fiji	1	(113 countries/areas/territories)	

APPENDIX G

TRAINING ACTIVITIES

**Table 1**  
**In-plant group training programmes in 1998<sup>a</sup>**

Field of study	Type of programme			Host country/ territory	Number of participants of which		
	National	Regional	Inter- regional		All developing countries <sup>b</sup>	LDCs	Female
Common tannery effluent treatment plant operation (3 programmes)	X			India	58		6
Tannery laboratory operation and management	X			India	20		4
Tannery effluent treatment plant operation		X		India	1	1	
First aid safety training for common effluent treatment plant (2 programmes)	X			India	60		5
Chrome recovery and reuse operation and maintenance		X		India	2		
Technology management		X		Japan	7		2
Management consultancy skills development	X			Sri Lanka	22		
Training of trainers, COMFAR	X			Sri Lanka	8		
Industrial project preparation, appraisal and use of COMFAR	X			Sri Lanka	50		
Management consulting methodology	X			Sri Lanka	50		
Training workshop on application of COMFAR III Mini-expert for investment project appraisal	X			Turkey	22		6

<sup>a</sup> Not including training activities organized within the framework of UNIDO-executed field projects.

<sup>b</sup> Including participants from NIS.

<sup>c</sup> Including participants from African Arab States.

**Table 2**  
**Other group training programmes in 1998<sup>a</sup>**

Field of study	Type of programme			Number of participants of which				
	National	Regional	Inter-regional	Host country/ territory	All developing countries <sup>b</sup>	LDCs	Female	African participants <sup>c</sup>
Economic evaluation of investment projects	X			Algeria	30		5	30
Joint venture negotiation	X			Algeria	40		7	40
Laser sources and applications in industry		X		Argentina	46			
Methodologies, applications and economies of combinatorial chemistry and combinatorial technologies		X		Argentina	35			
Computer-based management assistance systems	X			Austria	3			
COMFAR III Expert—Basic (2 workshops)			X	Austria	26	2	10	3
COMFAR III Expert—Advanced			X	Austria	10	2	2	3
Industrial development information networking	X			Austria	4	4	1	4
National industrial statistics programme	X			Austria	2			
Subcontracting and supply		X		Austria	17	1	2	
COMFAR for project appraisal		X		Bahrain	17		2	
Investment appraisal and financial analysis	X			Bosnia and Herzegovina	18		9	
Industrial exploitation of medicinal and aromatic plants: pharmaceutical technology and quality control		X		Brazil	9		5	
Laser sources and applications in industry	X			Brazil	29			
Project appraisal and application of COMFAR III	X			Brazil	25		9	
Creative tools for teaching entrepreneurs	X			Bulgaria	19		10	
Competitiveness of SMEs in the framework of the West African Economic and Monetary Union		X		Burkina Faso	40	40	8	40
Eco-label for leather	X			China	150			
Environmental management for investment promotion	X			China	11		2	

Table 2 (continued)

Field of study	Type of programme			Number of participants of which				
	National	Regional	Inter-regional	Host country/territory	All developing countries <sup>b</sup>	LDCs	Female	African participants <sup>c</sup>
Gender issues in the tanning industry	X			China	27			
Occupational safety and health orientation training	X			China	26			
Production, evaluation, safety and use of bio-pesticides		X		China	8	4		
Training of trainers on business language	X			Democratic People's Republic of Korea	20		2	
Laser science and its applied technologies		X		Egypt	54			35
Industrial exploitation of medicinal and aromatic plants in East Africa		X		Ethiopia	17			17
Foreign direct investment promotion in Africa			X	France	28	23	7	28
Development of women entrepreneurs	X			Guatemala	20		20	
Development of women entrepreneurs	X			Honduras	19		19	
Strategies and techniques for promotion of foreign investment	X			Hungary	80		30	
Financial and economic appraisal of industrial and infrastructure projects, and COMFAR III	X			India	12			
Cleaner tanning technologies		X		India	37	6	2	
Occupational safety and health: train the trainers		X		India	35		4	
Occupational safety and health orientation training (2 programmes)	X			India	106			
Quality control of medicinal and aromatic plants and their products		X		India	8			
Industrial project preparation and appraisal			X	India	20	8	3	5
Industrial project preparation and appraisal, with special focus on woven garment sector			X	India	22	13	4	8
Solid waste conversion	X			India	33		3	
Tannery reedbed system	X			India	50		5	

Table 2 (continued)

Field of study	Type of programme			Number of participants of which				
	National	Regional	Inter-regional	Host country/ territory	All developing countries <sup>b</sup>	LDCs	Female	African participants <sup>c</sup>
Technology management (2 programmes)	X			India	60			
X-ray diffraction		X		India	12		3	
Eco-label for leather	X			Indonesia	70			
Occupational safety and health	X			Indonesia	65			
Investment promotion	X			Ireland	2		1	2
Best available technologies in ceramic production		X		Italy	19			3
SME networking			X	Italy	20		3	10
Image-processing technologies for industrial pollution monitoring			X	Italy	6			1
Technologies for the valorization of recycling of mineral and industrial waste			X	Italy	13			5
The role of geographic informa- tion systems, remote sensing, image processing systems and decision support systems for industrial development			X	Italy	13			13
Planning industrial siting in African urban areas		X		Kenya	22			21
Wet-white clean technology		X		Kenya	20	8	2	20
Food processing, management/ marketing (training of trainers and women entrepreneurs)	X			Mali	72	72	49	72
Data bank programming	X			Morocco	2	2	1	2
Methyl bromide alternatives	X			Netherlands	12		1	12
Development of women entrepreneurs	X			Nicaragua	18		18	
Food processing, management/ marketing (training of trainers and women entrepreneurs)	X			Nigeria	86		73	86
Industrial statistics	X			Nigeria	15		3	15
Screening technologies for industrial exploitation of medicinal and aromatic plants		X		Panama	14			
Restructuring	X			Poland	1			

Table 2 (continued)

Field of study	Type of programme			Number of participants of which				
	National	Regional	Inter-regional	Host country/territory	All developing countries <sup>b</sup>	LDCs	Female	African participants <sup>c</sup>
Remediation technologies: new trends and tools for soil decontamination		X		Poland	25			
Application of COMFAR III for project appraisal	X			Qatar	25		1	
Industrial statistics	X			Republic of Korea	5		3	
Environmental risk assessment of industrial and household chemicals		X		Republic of Korea	18	1	8	
Mechanical properties of ceramics		X		Republic of Korea	7		2	
Preparation of investment proposals	X			Saudi Arabia	25			
Photonic technology for the 21st century: principles and applications		X		Singapore	55			
Project appraisal and application of COMFAR III	X			Sri Lanka	18		9	
Industrial project preparation, evaluation and COMFAR	X			Sri Lanka	34		8	
MIS and decision support tools usage in Swedish SMEs	X			Sweden	2			
Technology management	X			Thailand	45			
Technology management	X			United Arab Emirates	30			
Leadership training for women entrepreneurs	X			United Republic of Tanzania	21	21	21	21
Development of women entrepreneurs (3)	X			United Republic of Tanzania	48	48	48	48
Credit for women entrepreneurs	X			United Republic of Tanzania	20	20	20	20
Cleaner production and waste management (3)	X			United Republic of Tanzania	48	48	48	48
Training of entrepreneurs	X			United Republic of Tanzania	25	25	20	25
Trainers on credit aspects and business planning	X			United Republic of Tanzania	17	17	14	17
Trainers on spices and essential oils	X			United Republic of Tanzania	22	22	18	22

Table 2 (continued)

Field of study	Type of programme			Number of participants of which				
	National	Regional	Inter-regional	Host country/territory	All developing countries <sup>b</sup>	LDCs	Female	African participants <sup>c</sup>
Marketing trainers	X			United Republic of Tanzania	25	25	19	25
Marketing for women entrepreneurs (4)	X			United Republic of Tanzania	59	59	59	59
Trainers in industrial management		X		United Republic of Tanzania	15	15	5	15
Introduction of cleaner production and development of a sustainable cleaner production programme for Uzbekistan	X			Uzbekistan	19		7	
Subcontracting (ALASUB) (IX Coordinating Committee on Subcontracting in Latin America)		X		Venezuela	20	1	3	
Legal and administrative procedures affecting SMEs (2)	X			Viet Nam	125		32	
Comprehensive business planning methodology	X			Viet Nam	10		2	
Application of consultants—DB and client monitoring system software (2)	X			Viet Nam	19		7	
Electronic communications and Internet	X			Viet Nam	11		3	
Job costing in a competitive market (2)	X			Viet Nam	66		18	
Design ideas for the garment industry	X			Viet Nam	33		8	
Industrial statistics	X			Viet Nam	43		19	
Application of COMFAR III for project appraisal	X			Yemen	19	19	4	
Maintenance management engineers from metallurgical and engineering industries in COMESA			X	Zambia	26			26
Second management development programme for executives from metallurgical and engineering industries in COMESA			X	Zimbabwe	40			40

<sup>a</sup> Not including training activities organized within the framework of UNIDO-executed field projects.

<sup>b</sup> Including participants from NIS.

<sup>c</sup> Including participants from African Arab States.

Table 3

**Number of fellowships and study tours started in 1998  
by nationality/home area, country or territory**

Number of individuals placed

Nationality/home area, country or territory	UNDP			Regular Programme			Other programmes			Total
	Male	Female	Total	Male	Female	Total	Male	Female	Total	
<b>AFRICA<sup>a</sup></b>										
Angola	0	0	0	0	0	0	2	0	2	2
Benin	0	0	0	0	0	0	3	0	3	3
Botswana	0	0	0	0	0	0	1	0	1	1
Burkina Faso	0	0	0	0	0	0	1	0	1	1
Cameroon	0	0	0	2	0	2	5	1	6	8
Chad	1	0	1	0	0	0	0	0	0	1
Comoros	0	0	0	0	0	0	1	0	1	1
Côte d'Ivoire	0	0	0	2	1	3	2	1	3	6
Democratic Republic of the Congo	3	0	3	0	0	0	0	0	0	3
Ethiopia	0	0	0	5	0	5	3	1	4	9
Ghana	0	0	0	2	0	2	1	2	3	5
Guinea	9	3	12	0	1	1	2	3	5	18
Kenya	0	0	0	2	0	2	1	0	1	3
Madagascar	1	1	2	1	0	1	5	1	6	9
Malawi	0	0	0	0	0	0	2	0	2	2
Mali	0	0	0	0	0	0	4	2	6	6
Mauritius	0	0	0	0	0	0	1	0	1	1
Mozambique	0	0	0	1	0	1	4	2	6	7
Namibia	0	0	0	1	0	1	8	1	9	10
Nigeria	0	0	0	3	0	3	18	4	22	25
Senegal	0	0	0	2	0	2	1	0	1	3
South Africa	0	0	0	1	0	1	0	0	0	1
Togo	0	0	0	3	0	3	0	0	0	3
Uganda	0	0	0	6	1	7	6	2	8	15
United Republic of Tanzania	4	1	5	1	0	1	8	7	15	21
Zambia	0	0	0	0	0	0	1	1	2	2
Zimbabwe	0	0	0	0	0	0	3	3	6	6
<b>Total Africa</b>	<b>18</b>	<b>5</b>	<b>23</b>	<b>32</b>	<b>3</b>	<b>35</b>	<b>83</b>	<b>31</b>	<b>114</b>	<b>172</b>



Table 3 (continued)

Nationality/home area, country or territory	UNDP			Regular Programme			Other programmes			Total
	Male	Female	Total	Male	Female	Total	Male	Female	Total	
<b>ARAB REGION</b>										
Algeria	9	4	13	0	0	0	6	0	6	19
Egypt	0	0	0	0	0	0	1	0	1	1
Lebanon	0	0	0	0	0	0	5	0	5	5
Morocco	0	0	0	0	0	0	12	0	12	12
Palestine	0	0	0	0	0	0	11	0	11	11
Saudi Arabia	0	0	0	0	0	0	4	0	4	4
Sudan	2	0	2	3	1	4	1	0	1	7
Syrian Arab Republic	7	4	11	0	0	0	0	0	0	11
Tunisia	0	0	0	0	0	0	9	1	10	10
Total Arab Region	18	8	26	3	1	4	49	1	50	80
<b>ASIA AND PACIFIC</b>										
Bangladesh	1	0	1	0	0	0	0	0	0	1
China	0	0	0	0	0	0	32	8	40	40
Democratic People's Republic of Korea	0	0	0	0	0	0	32	1	33	33
India	6	0	6	0	0	0	53	5	58	64
Indonesia	0	0	0	0	0	0	2	1	3	3
Iran, Islamic Republic of	0	0	0	0	0	0	5	0	5	5
Lao People's Democratic Republic	0	0	0	0	0	0	3	0	3	3
Myanmar	1	0	1	0	0	0	0	0	0	1
Nepal	1	0	1	0	0	0	3	0	3	4
Pakistan	0	0	0	0	0	0	1	0	1	1
Philippines	1	0	1	0	0	0	3	4	7	8
Republic of Korea	1	0	1	0	0	0	0	0	0	1
Sri Lanka	0	0	0	0	0	0	13	6	19	19
Thailand	1	0	1	0	0	0	0	0	0	1
Viet Nam	24	2	26	0	0	0	60	10	70	96
Total Asia and Pacific	36	2	38	0	0	0	207	35	242	280
<b>EUROPE AND NIS</b>										
Albania	13	0	13	0	0	0	0	0	0	13
Belarus	0	0	0	0	0	0	1	0	1	1
Czech Republic	0	0	0	0	0	0	1	0	1	1
Georgia	0	0	0	0	0	0	0	1	1	1
Greece	0	0	0	0	0	0	1	0	1	1
Hungary	0	0	0	0	0	0	2	1	3	3
Romania	0	2	2	0	0	0	6	2	8	10

Table 3 (continued)

Nationality/home area, country or territory	UNDP			Regular Programme			Other programmes			Total
	Male	Female	Total	Male	Female	Total	Male	Female	Total	
Slovenia	7	3	10	0	0	0	0	0	0	10
The former Yugoslav Republic of Macedonia	0	2	2	0	0	0	1	0	1	3
Turkey	1	1	2	0	0	0	0	0	0	2
Uzbekistan	0	0	0	0	0	0	2	0	2	2
<b>Total Europe and NIS</b>	<b>21</b>	<b>8</b>	<b>29</b>	<b>0</b>	<b>0</b>	<b>0</b>	<b>14</b>	<b>4</b>	<b>18</b>	<b>47</b>
<b>LATIN AMERICA AND CARIBBEAN</b>										
Argentina	0	0	0	0	0	0	4	1	5	5
Bolivia	0	0	0	0	0	0	2	1	3	3
Brazil	0	0	0	0	0	0	6	0	6	6
Chile	0	0	0	0	0	0	5	1	6	6
Colombia	0	0	0	0	0	0	5	2	7	7
Costa Rica	0	0	0	0	0	0	5	2	7	7
Cuba	0	0	0	0	0	0	3	0	3	3
Ecuador	0	0	0	0	0	0	6	1	7	7
El Salvador	0	0	0	0	0	0	1	1	2	2
Guatemala	0	0	0	0	0	0	3	4	7	7
Jamaica	3	2	5	0	0	0	0	0	0	5
Mexico	0	0	0	0	0	0	3	0	3	3
Nicaragua	0	0	0	0	0	0	2	1	3	3
Paraguay	0	0	0	0	0	0	1	2	3	3
Peru	0	0	0	0	0	0	2	0	2	2
Uruguay	0	0	0	0	0	0	2	0	2	2
Venezuela	0	0	0	0	0	0	0	1	1	1
<b>Total Latin America and Caribbean</b>	<b>3</b>	<b>2</b>	<b>5</b>	<b>0</b>	<b>0</b>	<b>0</b>	<b>50</b>	<b>17</b>	<b>67</b>	<b>72</b>
<b>GRAND TOTAL<sup>b</sup></b>	<b>96</b>	<b>25</b>	<b>121</b>	<b>35</b>	<b>4</b>	<b>39</b>	<b>403</b>	<b>88</b>	<b>491</b>	<b>651</b>

<sup>a</sup>African Arab States (Algeria, Egypt, Morocco, Sudan, Tunisia) included under "Arab States".

<sup>b</sup>Including 117 females, 119 individuals from least developed countries, 221 individuals from African countries (including African Arab States).

Table 4

Fellowships and study tours started in 1998 by country, geographical area or territory of study and source of funds<sup>a,b</sup>

Country/geographical area/ territory of study	UNDP	Regular Programme	Other programmes	Total
Austria	13	0	60	73
Austria (UNIDO Headquarters)	4	4	34	42
Belgium	0	0	11	11
Burkina Faso	2	0	0	2
Canada	13	0	12	25
Chile	0	0	1	1
China	22	0	43	65
China				
Hong Kong SAR	0	0	7	7
Colombia	0	0	7	7
Côte d'Ivoire	4	0	0	4
Czech Republic	5	0	9	14
Cuba	0	0	5	5
Denmark	0	0	19	19
Egypt	4	0	3	7
Ethiopia	0	0	1	1
Finland	0	0	6	6
France	21	3	48	72
Germany	2	0	43	45
Ghana	2	0	0	2
Hungary	0	0	5	5
India	2	0	15	17
Iran, Islamic Republic of	0	0	1	1
Ireland	3	0	1	4
Israel	0	0	2	2
Italy	3	1	87	91
Japan	0	0	20	20
Jordan	0	0	6	6
Kenya	0	0	10	10
Mali	2	0	0	2
Malaysia	0	0	5	5
Mexico	0	2	0	2
Morocco	2	0	2	4
Netherlands	0	0	31	31
Nigeria	2	0	0	2
Norway	0	0	4	4
Pakistan	2	0	0	2
Panama	0	0	1	1
Philippines	0	0	1	1
Poland	2	0	5	7

Table 4 (continued)

Country/geographical area/ territory of study	UNDP	Regular Programme	Other programmes	Total
Portugal	0	0	1	1
Qatar	0	0	1	1
Republic of Korea	0	0	22	22
Russian Federation	0	0	4	4
Senegal	5	19	0	24
Singapore	13	0	18	31
Slovakia	11	0	0	11
South Africa	2	0	5	7
Spain	0	0	8	8
Sri Lanka	0	0	2	2
Sweden	0	0	5	5
Switzerland	0	0	15	15
Thailand	0	0	30	30
Tunisia	5	0	1	6
Turkey	0	0	4	4
Uganda	0	0	5	5
United Arab Emirates	2	0	1	3
United Kingdom	15	1	52	68
United Republic of Tanzania	0	9	42	51
United States of America	14	0	32	46
Venezuela	0	0	13	13
<b>TOTAL</b>	<b>177</b>	<b>39</b>	<b>766</b>	<b>982</b>

<sup>a</sup>Where a fellowship/study tour included more than one country/geographical area/territory, it is listed against each one concerned. Thus the totals in table 4 do not correspond to those in table 3.

<sup>b</sup>Of these placements 358 or 37 per cent are arranged in developing countries, thus contributing to technical cooperation among developing countries.

**APPENDIX H**

**AGREEMENTS CONCLUDED IN 1998**

**Agreements, memoranda of understanding and  
joint communiqués with States**

**Algeria**

Joint communiqué between the Director-General of the United Nations Industrial Development Organization and the Minister of Industry and Restructuring of the People's Democratic Republic of Algeria, signed on 14 June.

**Ethiopia**

Joint communiqué between the Director-General of the United Nations Industrial Development Organization and the Minister of Trade and Industry of Ethiopia, signed on 20 November.

**Ghana**

Joint communiqué between the Director-General of the United Nations Industrial Development Organization and the Minister for Trade and Industry of Ghana, signed on 20 November.

**Guinea**

Joint communiqué between the Director-General of the United Nations Industrial Development Organization and the Minister of Promotion of the Private Sector, Industry and Commerce of the Republic of Guinea, signed on 20 November.

**Lebanon**

Memorandum of understanding between the United Nations Industrial Development Organization and the Government of Lebanon on continued operation in 1998 of a UNIDO field office in Beirut covering Lebanon, Syrian Arab Republic and Jordan, signed on 25 June.

**Netherlands**

Memorandum of understanding for the promotion of clean and sustainable industrial production and energy conservation between the United Nations Industrial Development Organization and the Netherlands Management Cooperation Programme and the Directorate-General for Environmental Protection of the Ministry of Housing, Spatial Planning and the Environment, signed on 20 March, 14 and 23 April.

**Sudan**

Joint communiqué between the Director-General of the United Nations Industrial Development Organization and the Minister of National Industry of the Republic of the Sudan, signed on 20 November.

**Syrian Arab Republic**

Memorandum of understanding between the United Nations Industrial Development Organization, the Government of the Syrian Arab Republic, the Centro de Investigaciones Textiles and the Instituto Nacional de Tecnología Industrial, signed on 27 August.

**Uganda**

Joint communiqué between the Director-General of the United Nations Industrial Development Organization and the Second Deputy Prime Minister and Minister of Tourism, Trade and Industry of Uganda, signed on 20 November.

**United Kingdom of Great Britain and Northern Ireland**

Memorandum of understanding between the United Nations Industrial Development Organization and the Government of the United Kingdom of Great Britain and Northern Ireland on the provision of Associate Experts, signed on 18 December.

**United Republic of Tanzania**

Joint communiqué between the Director-General of the United Nations Industrial Development Organization and the Deputy Minister of Industry and Commerce of Tanzania, signed on 20 November.

**United Nations and specialized agencies****United Nations**

Basic implementation agreement between the United Nations Industrial Development Organization and the United Nations, signed on 19 and 29 October, respectively.

**United Nations Conference on Trade and Development (UNCTAD)**

Memorandum of understanding between the United Nations Industrial Development Organization and the United Nations Conference on Trade and Development on a strategic alliance for investment promotion in developing countries, signed on 26 March.

**United Nations Development Programme (UNDP)**

Letter jointly signed by the Director-General of the United Nations Industrial Development Organization and the Administrator of the United Nations Development Programme containing an annex on collaboration between UNDP and UNIDO, signed on 31 October.

**United Nations Environment Programme (UNEP)**

Memorandum of understanding between the United Nations Industrial Development Organization and the United Nations Environment Programme, signed on 11 November.

**United Nations Office at Vienna (UNOV) and the Provisional Technical Secretariat (PTS) of the Preparatory Commission for the Comprehensive Nuclear-Test-Ban Treaty Organization (CTBTO)**

Letter of agreement between the United Nations Industrial Development Organization, the United Nations Office at Vienna and the Provisional Technical Secretariat of the Preparatory Commission for the Comprehensive Nuclear-Test-Ban Treaty Organization on occupation of space, signed on 16 June and 8 July.

**Other intergovernmental organizations****Common Fund for Commodities (CFC)**

Memorandum of understanding between the United Nations Industrial Development Organization and the Common Fund for Commodities, signed on 13 February.

**Other entities****Automotive Research Association of India (ARAI)**

Memorandum of understanding between the United Nations Industrial Development Organization and Automotive Research Association of India, signed on 18 November.

**Department of Industrial Promotion, Ministry of Industry of Thailand (DIP)**

Cooperative arrangement between the United Nations Industrial Development Organization and the Department of Industrial Promotion, Ministry of Industry of Thailand, on industrial investment promotion, signed in June.

**Fiat S.p.A.**

Cooperation agreement between the United Nations Industrial Development Organization and Fiat S.p.A., signed on 18 November.

**Government of the Moscow Oblast, Russian Federation**

Cooperative arrangement between the United Nations Industrial Development Organization and the Government of the Moscow Oblast, Russian Federation, signed on 1 October.

**INSEAD**

Memorandum of understanding between the United Nations Industrial Development Organization and INSEAD, signed on 18 November.

**International Congress of Industrialists & Entrepreneurs (ICIE)**

Cooperative arrangement between the United Nations Industrial Development Organization and the International Congress of Industrialists & Entrepreneurs, signed on 23 October.

**National Center for Productivity and Quality (CNPC)**

Memorandum of understanding between the United Nations Industrial Development Organization and National Center for Productivity and Quality, signed on 13 November.

**National Science and Technology Development Agency of Thailand (NSTDA)**

Cooperative arrangement between the United Nations Industrial Development Organization and the National Science and Technology Development Agency of Thailand, signed on 5 June.

**The Prince of Wales Business Leaders Forum (PWBLF)**

Cooperation agreement between the United Nations Industrial Development Organization and The Prince of Wales Business Leaders Forum, signed on 18 November.

## APPENDIX I

## COUNTRY PROMOTION PRESENTATIONS

Country/region/ area promoted	Venue	Number of presentations
Argentina	Italy (1)	1
Bahrain	Austria (1)	1
Bangladesh	Japan (2)	2
Brazil	France (17), Italy (2)	19
Burkina Faso	France (1)	1
Central America	France (1)	1
China	Austria (5), Finland (8), Italy (3), Japan (6), Norway (4), Republic of Korea (1)	27
Colombia	France (1)	1
Côte d'Ivoire	France (5), Italy (1)	6
Croatia	Italy (1)	1
Czech Republic	Japan (4)	4
Egypt	Italy (1)	1
Ethiopia	Greece (2), Italy (2)	4
Georgia	Japan (4)	4
Guinea	Belgium (1), Canada (1), France (9), Italy (1), South Africa (1), United Kingdom (1), United States of America (4)	18
India	Austria (1), Italy (1), Japan (2), Republic of Korea (1)	5
Latin America	France (1)	1
Lebanon	Italy (1)	1
Mali	France (1)	1
Mexico	France (3), Italy (2)	5
Morocco	Japan (5)	5
Mozambique	Italy (2)	2
Nepal	Japan (2)	2
Nigeria	France (1)	1
Philippines	Austria (1), France (1), Italy (2), Japan (1)	5
Republic of Korea	Austria (1)	1
Russian Federation	Austria (2)	2
Saudi Arabia	Japan (1), United Arab Emirates (1)	2
South Africa	Italy (1)	1



<b>Country/region/ area promoted</b>	<b>Venue</b>	<b>Number of presentations</b>
The former Yugoslav Republic of Macedonia	Austria (3)	3
Sub-Saharan Africa	Italy (1)	1
Togo	France (4)	4
Tunisia	Austria (1), Japan (3)	4
United Republic of Tanzania	Japan (2), Republic of Korea (1)	3
Uzbekistan	Japan (1)	1

Total: 35 countries/regions/areas promoted at 141 presentations held in 14 countries.

## APPENDIX J

PURCHASE ORDERS PLACED AND CONTRACTS  
AWARDED IN 1998

	No.	%	Value (In millions of US\$)	%
<b>Purchase orders placed</b>				
Technical cooperation (all funds) whereof:	1,043		15.00	
(a) Developing countries	561	53.78	5.27	35.13
(b) Underutilized major donor countries <sup>a</sup>	46	4.40	0.68	4.50
Headquarters and others	724		0.90	
<b>Contracts awarded</b>				
Technical cooperation (all funds) whereof:	252		28.80	
(a) Developing countries	135	53.57	11.79	40.93
(b) Underutilized major donor countries <sup>a</sup>	1	0.39	0.07	0.24
Headquarters and others	170		8.60	

<sup>a</sup> As defined by the United Nations Development Programme, underutilized major donor countries are: Denmark, Netherlands, Norway and Sweden.

## APPENDIX K

## FIELD REPRESENTATION

Table 1  
UNIDO field representation as of 31 December 1998

UNIDO Representatives	UNIDO National Directors/ Area Programme Officers	Junior Professional Officers	Associate Experts
<b>AFRICA</b>			
Côte d'Ivoire	Nigeria	Burkina Faso	Côte d'Ivoire
Ethiopia	Togo	Ethiopia	Kenya
Ghana		Mali	Madagascar
Guinea		Mozambique	Malawi
Kenya		Nigeria	Mozambique
Nigeria		Senegal	
Senegal		United Republic of Tanzania	
United Republic of Tanzania		Uganda	
Zambia		Zambia	
<b>AFRICAN ARAB STATES AND WESTERN ASIA</b>			
Algeria		Tunisia	Morocco
Egypt			
Lebanon			
Sudan			
<b>ASIA AND THE PACIFIC</b>			
China	Nepal	China	Viet Nam
India	Viet Nam	India	
Indonesia		Indonesia	
Pakistan		Philippines	
Philippines		Viet Nam	
<b>EUROPE AND NIS</b>			
	Turkey		Austria
	Uzbekistan		Italy
<b>LATIN AMERICA AND THE CARIBBEAN</b>			
Argentina	Cuba	Costa Rica	Nicaragua
Bolivia		Ecuador	
Colombia		Nicaragua	
Honduras			
Jamaica			
Mexico			

**Table 2**  
**Junior Professional Officers and Associate Experts financed in 1998**

Donor Government	Work-months		
	Junior Professional Officers	Associate Experts	Total
Austria	4.5	12	16.5
Belgium	72.5	8	80.5
Denmark	14.7	22	36.7
France	-	12	12.0
Germany	27.1	10	37.1
Italy	-	29	29.0
Japan	-	12	12.0
Netherlands	128.4	48	176.4
Norway	1.3	-	1.3
Russian Federation	-	12	12.0
	<b>TOTAL</b>	<b>165</b>	<b>413.5</b>

## APPENDIX L

COMPOSITION OF THE SECRETARIAT AND  
PERSONNEL-RELATED INFORMATION

**Table 1**  
**Composition of the UNIDO Secretariat, 31 December 1998 <sup>a</sup>**

Grade	Male	%	Female	%	Total
D-2	6	100	0	0	6
D-1	25	100	0	0	25
P-5	<u>57</u>	<u>80</u>	<u>14</u>	<u>20</u>	<u>71</u>
Subtotal	88	86	14	14	102
P-4	80	86	13	14	93
P-3	28	57	21	43	49
P-2/1	<u>5</u>	<u>33</u>	<u>10</u>	<u>67</u>	<u>15</u>
Subtotal	113	72	44	28	157
TOTAL	201	78	58	22	259
General Service	138	36	250	64	388
GRAND TOTAL	339	52	308	48	647

<sup>a</sup> Figures include 11 senior technical and technical advisers attached to UNIDO Headquarters and 17 staff members serving in the capacity of UNIDO Representatives.

**Table 2**  
**Composition of staff in posts subject to geographical distribution,  
31 December 1998**

Grade	Male	%	Female	%	Total
D-2	6	100	0	0	6
D-1	22	100	0	0	22
P-5	<u>49</u>	<u>78</u>	<u>14</u>	<u>22</u>	<u>63</u>
Subtotal	77	85	14	15	91
P-4	78	87	12	13	90
P-3	25	56	20	44	45
P-2/1	<u>4</u>	<u>33</u>	<u>8</u>	<u>67</u>	<u>12</u>
Subtotal	107	73	40	27	147
TOTAL	184	77	54	23	238

**Table 3**  
**Recruitment of staff, 1998<sup>b</sup>**

	<b>Male</b>	<b>Female</b>	<b>Total</b>
Professional candidates rostered	1,182	353	1,535
Professional candidates rostered from List A and List C	655	176	831
Appointments for posts subject to geographical distribution	0	0	0

*Note:* No Professional-level posts were advertised.

<sup>b</sup> 13 staff were appointed under the 200 series (2 female and 11 male).