

年年度报告

2010

附录

شريك
من أجل الرخاء

партнер для
процветания

socio para la
prosperidad

促进繁荣的伙伴

partenaire pour
la prospérité

partner for
prosperity



联合国
工业发展组织

附录

目录

- A. 运作情况统计
- B. 自愿捐款项下的项目核准额
- C. 与最不发达国家的技术合作
- D. 技术合作经常方案
- E. 按国家组标示的任用专家情况
- F. 2010年订立的协定和其他安排
- G. 投资和技术促进办事处举办的国家推介专题介绍/研讨会
- H. 采购
- I. 外地代表
- J. 秘书处构成情况和与人事有关的资料
- K. 工作人员发展
- L. 工业统计
- M. 技术合作活动清单

本文件未经联合国正式编辑。本文件所使用的名称和材料的编排方式，并不意味着联合国工业发展组织（工发组织）秘书处对任何国家、领土、城市或地区或其当局的法律地位，或者对其边界或界线的划分，或者对其经济制度或发展程度，表示任何意见。“发达”、“工业化”或“发展中”等说法是为了统计之便，不一定表示对某个国家或地区的发展进程所达到的阶段作出的判断。提到公司名称或商业产品并不表示工发组织认可。

附录 A
运作情况统计
表格目录

- 1A. 2007 至 2010 年支出
- 1B. 2010 年支出，按捐助方分列
- 2. 技术合作方案：2007 至 2010 年项目预算核准额和支出
- 3A. 技术合作活动：2009 和 2010 年项目核准额，按资金来源分列
- 3B. 技术合作活动：2010 年项目核准净额，按区域和资金来源分列
- 4. 2009 和 2010 年技术合作活动支出，按资金来源和项目构成部分分列
- 5. 2010 年技术合作活动支出，按主题领域和地理区域分列
- 6. 2007 至 2010 年技术合作活动支出，按地理区域分列
- 7. 技术合作活动：2010 年项目支出，按地理区域分列
- 8. 年经常预算和业务预算支出情况，按方案和支出用途分列

表 1A
2007 至 2010 年支出

| | 2007年 | 2008年 | 2009年 | 2010年 ^f |
|--------------------------------------|-------------------------|-------|-------|--------------------|
| | (单位: 百万美元) | | | |
| 技术合作方案 ^a | | | | |
| 工发组织经常预算 ^b | 5.6 | 8.1 | 7.1 | 4.3 |
| 开发计划署核心资金和开发计划署 信托基金 ^c | 1.5 | 0.5 | 0.6 | 0.8 |
| 工业发展基金 | 20.2 | 19.9 | 18.9 | 19.0 |
| 蒙特利尔议定书 | 28.2 | 24.3 | 22.8 | 22.0 |
| 自筹信托基金 | 2.8 | 2.5 | 3.5 | 3.7 |
| 第三方筹资信托基金 | 25.0 | 32.5 | 36.4 | 40.2 |
| 全球环境基金 | 16.5 | 7.7 | 15.6 | 20.9 |
| 其他信托基金 ^d | 9.4 | 14.3 | 20.6 | 23.6 |
| 欧洲联盟 | 8.1 | 13.8 | 14.2 | 19.0 |
| 技术合作方案共计 | 117.3 | 123.6 | 139.7 | 153.5 |
| | (单位: 百万美元) ^e | | | |
| 总部 | | | | |
| 经常预算(不包括技术合作) | 72.0 | 63.9 | 71.7 | 69.4 |
| 方案支助费用 | 8.8 | 9.3 | 9.7 | 9.5 |
| 总部共计 | 80.8 | 73.2 | 81.4 | 78.9 |

^a 2010 年支出总额将为 1.547 亿美元, 包括非洲特别资源。

^b 技术合作经常方案。

^c 合并开发计划署的所有基金, 其中包括开发计划署管理的信托基金, 但不包括由开发计划署供资的全球环境基金。

^d 包括由联合国其他机构和基金、“一个联合国”基金、西班牙实现千年发展目标基金、商品共同基金、共同出资的投资促进服务活动和其他来源资助的项目。

^e 自 2002 年起, 工发组织方案和预算按欧元计算。

^f 其中按欧元计的项目支出为: 工发组织经常预算: 330 万欧元; 工业发展基金: 670 万欧元; 第三方信托基金: 1,660 万欧元; 其他信托基金: 110 万欧元; 欧盟基金: 1,460 万欧元。

表 1B
2010 年支出、按捐助方分列

| | 按美元计 (单位: 千美元) | 按欧元计 (单位: 千欧元) | 折合美元共计 (单位: 千美元) |
|-------------------|-------------------|-------------------|---------------------|
| 工业发展基金特别用途 | | | |
| 奥地利 | 5 | 1,196 | 1,567 |
| 巴林 | 692 | 0 | 692 |
| 比利时 | 0 | 38 | 51 |
| 捷克共和国 | 96 | 60 | 175 |
| 中国 | 644 | 0 | 644 |
| 丹麦 | 285 | 0 | 285 |
| 芬兰 | 0 | 43 | 58 |
| 法国 | 0 | 593 | 790 |
| 希腊 | 0 | 250 | 337 |
| 危地马拉 | 114 | 0 | 114 |
| 匈牙利 | 0 | (6) | (8) |
| 印度 | 1,465 | 0 | 1,465 |
| 意大利 | | 1,890 | 2,502 |
| 日本 | 1,598 | 0 | 1,598 |
| 卢森堡 | 0 | 284 | 373 |
| 墨西哥 | 276 | 0 | 276 |
| 新西兰 | 3 | 0 | 3 |
| 尼日利亚 | 52 | 0 | 52 |
| 波兰 | 69 | (1) | 68 |
| 葡萄牙 | 165 | 0 | 165 |
| 大韩民国 | 516 | 0 | 516 |
| 俄罗斯联邦 | 1,512 | 0 | 1,512 |
| 西班牙 | 0 | 709 | 932 |
| 斯洛文尼亚 | 0 | 375 | 494 |
| 瑞士 | 2,104 | 1,135 | 3,593 |
| 土耳其 | 290 | 0 | 290 |
| 联合王国 | 19 | 0 | 19 |
| 其他 | 153 | 122 | 311 |
| | 10,056 | 6,690 | 18,873 |
| 自筹信托基金 | | | |
| 喀麦隆 | 31 | 0 | 31 |
| 哥伦比亚 | 45 | 0 | 45 |
| 刚果 | 0 | 287 | 376 |
| 朝鲜民主主义人民共和国 | | 76 | 100 |
| 印度 | 129 | 0 | 129 |
| 印度尼西亚 | (6) | 0 | (6) |
| 伊朗伊斯兰共和国 | 29 | 0 | 29 |
| 肯尼亚 | 0 | 3 | 3 |
| 黎巴嫩 | 34 | 0 | 34 |
| 墨西哥 | 69 | 0 | 69 |
| 尼日利亚 | 1,129 | 0 | 1,129 |
| 俄罗斯联邦 | 4 | 0 | 4 |

| | 按美元计 (单位: 千美元) | 按欧元计 (单位: 千欧元) | 折合美元共计 (单位: 千美元) |
|-------------------|-------------------|-------------------|---------------------|
| 卢旺达 | 36 | 0 | 36 |
| 南非 | 0 | 315 | 403 |
| 苏丹 | 0 | (5) | (6) |
| 特立尼达和多巴哥 | 26 | 0 | 26 |
| 赞比亚 | 1,351 | 0 | 1,351 |
| | 2,875 | 675 | 3,751 |
| 信托基金可兑换货币 | | | |
| 澳大利亚 | 0 | 95 | 122 |
| 奥地利 | 295 | 87 | 408 |
| 比利时 | 19 | 203 | 291 |
| 加拿大 | 1,245 | 0 | 1,245 |
| 中国 | 56 | 0 | 56 |
| 克罗地亚 | 0 | 61 | 79 |
| 芬兰 | 0 | 14 | 17 |
| 法国 | (2) | 4,174 | 5,543 |
| 德国 | 237 | 2,002 | 2,874 |
| 印度 | 130 | 0 | 130 |
| 伊拉克 | (2) | 0 | (2) |
| 意大利 | 1,019 | 5,662 | 8,474 |
| 日本 | 1,988 | 0 | 1,988 |
| 荷兰 | 0 | (2) | (3) |
| 尼日利亚 | 821 | 0 | 821 |
| 挪威 | 2,057 | 3,217 | 6,288 |
| 俄罗斯联邦 | 261 | 0 | 261 |
| 沙特阿拉伯 | 68 | 0 | 68 |
| 南非 | 0 | 687 | 903 |
| 西班牙 | 291 | 0 | 291 |
| 瑞典 | 114 | 0 | 114 |
| 瑞士 | 146 | 0 | 146 |
| 泰国 | 0 | 18 | 23 |
| 土耳其 | 6,649 | 0 | 6,649 |
| 联合王国 | (44) | 40 | 10 |
| 其他, 包括非政府 | 2,506 | 350 | 2,958 |
| | 17,853 | 16,608 | 39,752 |
| 信托基金不可兑换货币 | | | |
| 中国 | 401 | | 401 |
| 尼日利亚 | 22 | | 22 |
| | 422 | | 422 |
| 欧洲联盟 | | 14,552 | 19,036 |

表 2
技术合作方案: 2007 至 2010 年项目预算核准额和支出
(单位: 百万美元)

| | 2007 | 2008 | 2009 | 2010 | 2007 | 2008 | 2009 | 2010 | 2007 | 2008 | 2009 | 2010 | 2007 | 2008 | 2009 | 2010 |
|-------------------------|---------------------|-------|-------|-------|----------|------|------|------|-----------------------------|------|------|------|---------------------|------|------|------|
| | 各种资金来源 | | | | 工发组织经常预算 | | | | 开发计划署核心资金/信托基金 ^a | | | | 第三方筹资信托基金 | | | |
| 上年结转的项目剩余值 ^d | 171.3 | 204.5 | 220.0 | 239.0 | 2.8 | 5.3 | 7.4 | 5.8 | 3.1 | 1.2 | 0.9 | 1.3 | 39.6 | 50.7 | 54.3 | 52.4 |
| 本年度核准项目预算 (净)值 | 151.0 | 138.1 | 158.7 | 182.0 | 8.2 | 10.1 | 5.3 | 3.7 | (0.4) | 0.2 | 1.0 | 1.6 | 36.2 | 36.0 | 34.7 | 38.1 |
| 正在执行的核准项目总值 | 322.3 | 342.6 | 378.7 | 421.0 | 11.0 | 15.4 | 12.7 | 9.5 | 2.7 | 1.4 | 1.9 | 2.9 | 75.8 | 86.7 | 89.0 | 90.5 |
| 支出 | 117.3 | 123.6 | 139.7 | 153.5 | 5.6 | 8.1 | 7.1 | 4.3 | 1.5 | 0.5 | 0.6 | 0.8 | 25.0 | 32.5 | 36.4 | 40.2 |
| 转入下年的项目剩余值 | 205.0 | 219.0 | 239.0 | 267.5 | 5.4 | 7.3 | 5.6 | 5.2 | 1.2 | 0.9 | 1.3 | 2.1 | 50.8 | 54.2 | 52.6 | 50.3 |
| | 工业发展基金 | | | | 蒙特利尔议定书 | | | | 自筹信托基金 | | | | 全球环境基金 ^b | | | |
| 上年结转的项目剩余值 ^d | 38.2 | 32.2 | 29.0 | 29.9 | 43.9 | 40.3 | 49.3 | 43.2 | 4.9 | 2.6 | 4.9 | 4.1 | 23.3 | 36.9 | 38.3 | 66.1 |
| 本年度核准项目预算 (净)值 | 14.3 | 16.7 | 20.0 | 20.3 | 24.5 | 33.3 | 16.8 | 46.9 | 0.5 | 4.8 | 2.5 | 4.3 | 30.1 | 9.1 | 43.3 | 25.9 |
| 正在执行的核准项目总值 | 52.5 | 48.9 | 49.0 | 50.2 | 68.4 | 73.6 | 66.1 | 90.1 | 5.4 | 7.4 | 7.4 | 8.4 | 53.4 | 46.0 | 81.6 | 92.0 |
| 支出 | 20.2 | 19.9 | 18.9 | 19.0 | 28.2 | 24.3 | 22.8 | 22.0 | 2.8 | 2.5 | 3.5 | 3.7 | 16.5 | 7.7 | 15.6 | 20.9 |
| 转入下年的项目剩余值 | 32.3 | 29.0 | 30.1 | 31.2 | 40.2 | 49.3 | 43.3 | 68.1 | 2.6 | 4.9 | 3.9 | 4.7 | 36.9 | 38.3 | 66.0 | 71.1 |
| | 其他信托基金 ^c | | | | 欧洲联盟 | | | | | | | | | | | |
| 上年结转的项目剩余值 ^d | 11.8 | 19.9 | 23.1 | 24.8 | 3.7 | 15.4 | 12.8 | 11.4 | | | | | | | | |
| 本年度核准项目预算 (净)值 | 17.5 | 17.5 | 22.4 | 21.1 | 20.1 | 10.4 | 12.7 | 20.1 | | | | | | | | |
| 正在执行的核准项目总值 | 29.3 | 37.4 | 45.5 | 45.9 | 23.8 | 25.8 | 25.5 | 31.5 | | | | | | | | |
| 支出 | 9.4 | 14.3 | 20.6 | 23.6 | 8.1 | 13.8 | 14.2 | 19.0 | | | | | | | | |
| 转入下年的项目剩余值 | 19.9 | 23.1 | 24.9 | 22.3 | 15.7 | 12.0 | 11.3 | 12.5 | | | | | | | | |

^a 合并开发计划署除由其供资的全球环境基金以外的所有基金。括号中的向下变动是由于项目结束。

^b 包括与全球环境基金有关的所有基金。

^c 包括由联合国其他机构和基金、“一个联合国”基金、西班牙实现千年发展目标基金、共同出资的投资促进服务活动、商品共同基金和其他来源资助的项目。

^d 因上年结转的剩余值汇率差异而略作调整。

表 3A
技术合作活动：2009 和 2010 年项目核准额，按资金来源分列

| 资金来源 | 核准的新项目 | | | 经修订的现有项目 | | | 核准额/ 修订额总净值 (千美元) |
|----------------------|--------|---------------|----------------|----------|--------------|----------------|-------------------------|
| | 项目数 | 项目价值 (千美元) | 项目平均值 (千美元) | 项目数 | 修订额 (千美元) | 平均修订额 (千美元) | |
| 2009 年 | | | | | | | |
| 工发组织经常预算 | 72 | 4,915 | 68 | 290 | 418 | 1 | 5,333 |
| 开发计划署资金 ^a | 6 | 1,021 | 170 | 23 | (17) | (1) | 1,004 |
| 工业发展基金 | 61 | 15,754 | 258 | 305 | 4,281 | 14 | 20,035 |
| 蒙特利尔议定书 | 70 | 17,029 | 243 | 263 | (266) | (1) | 16,763 |
| 自筹信托基金 | 19 | 2,319 | 122 | 72 | 278 | 4 | 2,597 |
| 第三方筹资信托基金 | 52 | 14,853 | 286 | 246 | 19,726 | 80 | 34,579 |
| 全球环境基金 | 34 | 42,564 | 1,252 | 67 | 780 | 12 | 43,344 |
| 其他信托基金 ^b | 49 | 16,969 | 346 | 88 | 5,432 | 62 | 22,401 |
| 欧洲联盟 | 9 | 6,032 | 670 | 28 | 6,619 | 236 | 12,651 |
| 共计 | 372 | 121,456 | 326 | 1,382 | 37,251 | 27 | 158,707 |
| 2010 年 | | | | | | | |
| 工发组织经常预算 | 57 | 3,993 | 70 | 470 | (345) | (1) | 3,648 |
| 开发计划署资金 ^a | 4 | 1,318 | 330 | 65 | 315 | 5 | 1,633 |
| 工业发展基金 | 50 | 17,839 | 357 | 495 | 2,481 | 5 | 20,320 |
| 蒙特利尔议定书 | 72 | 49,354 | 685 | 364 | (2,423) | (7) | 46,931 |
| 自筹信托基金 | 14 | 3,408 | 243 | 112 | 875 | 8 | 4,283 |
| 第三方筹资信托基金 | 44 | 24,162 | 549 | 349 | 13,915 | 40 | 38,077 |
| 全球环境基金 | 19 | 24,001 | 1,263 | 126 | 1,893 | 15 | 25,894 |
| 其他信托基金 ^b | 39 | 11,245 | 288 | 154 | 9,878 | 64 | 21,123 |
| 欧洲联盟 | 5 | 6,400 | 1,280 | 40 | 13,722 | 343 | 20,122 |
| 共计 | 304 | 141,720 | 466 | 2,175 | 40,311 | 19 | 182,031 |

^a 合并开发计划署除由其供资的全球环境基金以外的所有基金。

^b 包括由联合国其他机构和基金、“一个联合国”基金、西班牙实现千年发展目标基金、商品共同基金和其他来源资助的项目。括号中的向下变动是由于项目结束。

表 3B
技术合作活动: 2010 年项目核准净额, 按区域和资金来源分列
(单位: 千美元)

| 资金来源 | 非洲 (不包括非 洲阿拉伯 国家) | 非洲 阿拉伯 国家 | 亚洲和太平洋 (不包括西亚 阿拉伯国家) | 西亚 阿拉伯 国家 | 阿拉伯 区域 | 欧洲和 新独立 国家 | 拉丁美洲 和加勒比 | 全球和 区域间 | 共计 |
|----------------------|----------------------------|-----------------|----------------------------|-----------------|-----------|------------------|--------------|------------|---------|
| 工发组织经常预算 | 533 | (11) | 606 | 65 | 10 | 16 | 369 | 2,060 | 3,648 |
| 开发计划署资金 ^a | 916 | 200 | 0 | 319 | 0 | (11) | 209 | 0 | 1,633 |
| 工业发展基金 | 3,098 | 761 | 4,766 | 160 | 23 | 4,545 | 2,377 | 4,590 | 20,320 |
| 蒙特利尔议定书 | 1,622 | 4,494 | 13,203 | 6,366 | 0 | 8,822 | 12,424 | 0 | 46,931 |
| 自筹信托基金 | 3,986 | 8 | 658 | (18) | 0 | (345) | (6) | 0 | 4,283 |
| 第三方筹资信托基金 | 11,541 | 2,761 | 5,056 | 10,664 | 1,004 | 126 | 269 | 6,656 | 38,077 |
| 全球环境基金 | 2,109 | (20) | 6,113 | 0 | 0 | 13,860 | 2,647 | 1,185 | 25,894 |
| 其他信托基金 ^b | 5,968 | 774 | 3,617 | 4,865 | 0 | 716 | 3,277 | 1,906 | 21,123 |
| 工业发展基金 | 12,312 | 1,775 | 5,605 | 1 | 0 | 82 | (32) | 379 | 20,122 |
| 共计 | 42,085 | 10,742 | 39,624 | 22,422 | 1,037 | 27,811 | 21,534 | 16,776 | 182,031 |
| 非洲共计 | 52,827 | | | | | | | | |
| 阿拉伯国家共计 | 34,201 | | | | | | | | |

^a 合并开发计划署除由其供资的全球环境基金以外的所有基金。

^b 包括由联合国其他机构和基金、“一个联合国”基金、西班牙实现千年发展目标基金、商品共同基金和其他来源资助的项目。括号中的向下变动是由于项目结束。

表 4
2009 和 2010 年技术合作活动支出，按资金来源和项目构成部分分列

| 资金来源 | 项目人员 | | 分包合同 千美元 | 研究金 和培训 千美元 | 设备 千美元 | 杂项开支 千美元 | 共计 千美元 |
|----------------------|-------------------------|---------------|---------------|-------------------|---------------|--------------|----------------|
| | 专家 工作月数 ^a | 千美元 | | | | | |
| 2009 年 | | | | | | | |
| 工发组织经常预算 | 201 | 4,015 | 665 | 1,188 | 655 | 593 | 7,116 |
| 开发计划署资金 ^b | 31 | 234 | 209 | 3 | 38 | 72 | 556 |
| 工业发展基金 | 376 | 12,072 | 2,105 | 2,068 | 1,892 | 796 | 18,933 |
| 蒙特利尔议定书 | 118 | 3,493 | 13,346 | 661 | 4,735 | 510 | 22,745 |
| 自筹信托基金 | 61 | 1,540 | 786 | 268 | 750 | 150 | 3,494 |
| 第三方筹资信托基金 | 835 | 20,867 | 3,981 | 3,459 | 6,548 | 1,529 | 36,384 |
| 全球环境基金 | 147 | 3,877 | 9,840 | 759 | 862 | 274 | 15,612 |
| 其他信托基金 ^c | 320 | 6,771 | 5,422 | 2,179 | 5,113 | 1,114 | 20,599 |
| 欧洲联盟 | 272 | 6,732 | 2,501 | 1,763 | 2,456 | 784 | 14,236 |
| 共计 | 2,361 | 59,601 | 38,855 | 12,348 | 23,049 | 5,822 | 139,675 |
| 2010 年 | | | | | | | |
| 工发组织经常预算 | 158 | 2,757 | 750 | 320 | 175 | 304 | 4,306 |
| 开发计划署资金 ^b | 22 | 452 | 104 | 96 | 19 | 54 | 725 |
| 工业发展基金 | 391 | 11,777 | 2,836 | 1,208 | 2,192 | 958 | 18,971 |
| 蒙特利尔议定书 | 334 | 3,984 | 11,925 | 520 | 4,964 | 609 | 22,002 |
| 自筹信托基金 | 48 | 1,665 | 1,597 | 232 | 118 | 139 | 3,751 |
| 第三方筹资信托基金 | 769 | 18,888 | 10,802 | 3,383 | 5,324 | 1,778 | 40,175 |
| 全球环境基金 | 275 | 6,118 | 12,147 | 1,470 | 779 | 395 | 20,909 |
| 其他信托基金 ^c | 494 | 9,151 | 4,918 | 2,957 | 5,463 | 1,154 | 23,643 |
| 欧洲联盟 | 392 | 8,781 | 2,234 | 2,798 | 4,535 | 688 | 19,036 |
| 共计 | 2,883 | 63,573 | 47,313 | 12,984 | 23,569 | 6,079 | 153,518 |

^a 国际专家和顾问工作月：2,883。

^b 合并开发计划署除由其供资的全球环境基金以外的所有基金。

^c 包括由联合国其他机构和基金、“一个联合国”基金、西班牙实现千年发展目标基金、商品共同基金、共同出资的投资促进服务活动和其他来源资助的项目。

表 5
2010 年技术合作活动支出，按主题领域和地理区域分列
(单位：千美元)

| 主题领域 | 非洲 (不包括 非洲阿拉伯 国家) | 非洲 阿拉伯 国家 | 亚洲和太平洋 (不包括西亚 阿拉伯国家) | 西亚 阿拉伯国家 | 阿拉伯 区域 | 欧洲和 新独立 国家 | 拉丁美洲 和加勒比 | 全球和 区域间 | 共计 |
|----------|----------------------------|-----------------|----------------------------|-------------|-----------|------------------|--------------|------------|---------|
| 通过生产活动减贫 | 11,429 | 5,224 | 7,241 | 12,048 | 42 | 879 | 2,244 | 8,260 | 47,367 |
| 贸易能力建设 | 16,785 | 509 | 9,592 | 2,282 | 26 | 623 | 771 | 4,025 | 34,613 |
| 环境和能源 | 11,517 | 6,708 | 19,683 | 6,655 | 971 | 4,273 | 7,409 | 10,430 | 67,646 |
| 其他 | 1,222 | 51 | 279 | 0 | 0 | 89 | 307 | 1,944 | 3,892 |
| 共计 | 40,953 | 12,492 | 36,795 | 20,985 | 1,039 | 5,864 | 10,731 | 24,659 | 153,518 |
| 非洲共计 | 53,445 | | | | | | | | |
| 阿拉伯国家共计 | 34,516 | | | | | | | | |

表 6
2007 至 2010 年技术合作活动支出，按地理区域分列
(单位：千美元)

| 地区 | 2007年 | 2008年 | 2009年 | 2010年 |
|------------------------|---------|---------|---------|---------|
| 非洲（不包括非洲阿拉伯国家） | | | | |
| 国别项目 | 15,627 | 13,286 | 17,548 | 19,236 |
| 区域项目 | 8,347 | 10,252 | 15,285 | 21,717 |
| 小计 | 23,974 | 23,538 | 32,833 | 40,953 |
| 非洲阿拉伯国家 | 10,190 | 16,864 | 11,240 | 12,492 |
| 亚洲和太平洋 （不包括西亚阿拉伯国家） | | | | |
| 国别项目 | 27,809 | 27,131 | 33,216 | 34,748 |
| 区域项目 | 1,053 | 1,303 | 2,072 | 2,047 |
| 小计 | 28,862 | 28,434 | 35,288 | 36,795 |
| 西亚阿拉伯国家 | 9,193 | 13,255 | 15,348 | 20,985 |
| 阿拉伯区域 | 1,516 | 1,283 | 1,535 | 1,039 |
| 欧洲和新独立国家 | | | | |
| 国别项目 | 6,965 | 4,255 | 5,187 | 4,734 |
| 区域项目 | 1,322 | 1,239 | 748 | 1,130 |
| 小计 | 8,287 | 5,494 | 5,935 | 5,864 |
| 拉丁美洲和加勒比 | | | | |
| 国别项目 | 9,348 | 9,460 | 10,860 | 9,471 |
| 区域项目 | 879 | 1,015 | 1,733 | 1,260 |
| 小计 | 10,227 | 10,475 | 12,593 | 10,731 |
| 全球和区域间项目 | 25,056 | 24,232 | 24,903 | 24,659 |
| 共计 | 117,305 | 123,575 | 139,675 | 153,518 |

表 7
技术合作活动: 2010 年项目支出, 按地理区域分列
(单位: 千美元)

| | 非洲 (不包括非 洲阿拉伯 国家) | | 非洲 阿拉伯国家 | | 亚洲和太平洋 (不包括西亚 阿拉伯国家) | | 西亚 阿拉伯国家 | | 阿拉伯 区域 | | 欧洲和 新独立国家 | | 拉丁美洲 和加勒比 | | 全球和 区域间 | | 共计 | |
|----------------------|----------------------------|------|-------------|------|----------------------------|------|-------------|------|-----------|-------|--------------|------|--------------|------|------------|------|---------|--|
| | % | % | % | % | % | % | % | % | % | % | % | % | % | % | % | | | |
| A. 按资金来源分列 | | | | | | | | | | | | | | | | | | |
| 工发组织经常预算 | 496 | 1.2 | 49 | 0.4 | 1,108 | 3.0 | 106 | 0.5 | 82 | 7.9 | 209 | 3.6 | 296 | 2.8 | 1,960 | 7.9 | 4,306 | |
| 开发计划署资金 ^a | 242 | 0.6 | 17 | 0.1 | (1) | 0.0 | 152 | 0.7 | 0 | 0.0 | 0 | 0.0 | 315 | 2.9 | 0 | 0.0 | 725 | |
| 工业发展基金 | 3,911 | 9.5 | 859 | 6.9 | 2,552 | 6.9 | 439 | 2.1 | 197 | 19.0 | 2,520 | 43.0 | 1,266 | 11.8 | 7,227 | 29.3 | 18,971 | |
| 蒙特利尔议定书 | 1,157 | 2.8 | 4,056 | 32.5 | 5,168 | 14.0 | 6,403 | 30.5 | 4 | 0.4 | 1,354 | 23.1 | 3,860 | 36.0 | 0 | 0.0 | 22,002 | |
| 自筹信托基金 | 3,329 | 8.1 | (6) | 0.0 | 171 | 0.5 | 34 | 0.2 | 0 | 0.0 | 4 | 0.1 | 139 | 1.3 | 80 | 0.3 | 3,751 | |
| 第三方筹资信托基金 | 13,697 | 33.4 | 1,820 | 14.6 | 7,221 | 19.6 | 3,849 | 18.3 | (1) | (0.1) | 173 | 3.0 | 455 | 4.2 | 12,961 | 52.6 | 40,175 | |
| 全球环境基金 | 4,717 | 11.5 | 1,357 | 10.9 | 10,784 | 29.3 | 0 | 0.0 | 757 | 72.9 | 859 | 14.6 | 1,461 | 13.6 | 974 | 3.9 | 20,909 | |
| 其他信托基金 ^b | 4,023 | 9.8 | 1,573 | 12.6 | 3,192 | 8.7 | 10,002 | 47.7 | 0 | 0.0 | 746 | 12.7 | 2,941 | 27.4 | 1,166 | 4.7 | 23,643 | |
| 欧洲联盟 | 9,381 | 22.9 | 2,767 | 22.2 | 6,600 | 17.9 | 0 | 0.0 | 0 | 0.0 | (1) | 0.0 | (2) | 0.0 | 291 | 1.2 | 19,036 | |
| 共计 | 40,953 | | 12,492 | | 36,795 | | 20,985 | | 1,039 | | 5,864 | | 10,731 | | 24,659 | | 153,518 | |
| 非洲共计 | 53,445 | | | | | | | | | | | | | | | | | |
| 阿拉伯国家共计 | 34,516 | | | | | | | | | | | | | | | | | |
| B. 按项目构成部分分列 | | | | | | | | | | | | | | | | | | |
| 项目人员 | 18,264 | 44.6 | 3,606 | 28.9 | 12,512 | 34.0 | 5,103 | 24.3 | 388 | 37.3 | 3,613 | 61.6 | 5,503 | 51.3 | 14,584 | 59.1 | 63,573 | |
| 分包合同 | 11,128 | 27.2 | 3,830 | 30.7 | 15,966 | 43.4 | 6,528 | 31.1 | 635 | 61.1 | 1,085 | 18.5 | 2,044 | 19.0 | 6,097 | 24.7 | 47,313 | |
| 研究金和培训 | 5,390 | 13.2 | 922 | 7.4 | 2,793 | 7.6 | 2,030 | 9.7 | 11 | 1.1 | 368 | 6.3 | 878 | 8.2 | 592 | 2.4 | 12,984 | |
| 设备 | 4,087 | 10.0 | 3,768 | 30.2 | 4,487 | 12.2 | 6,526 | 31.1 | 0 | 0.0 | 465 | 7.9 | 1,789 | 16.7 | 2,447 | 9.9 | 23,569 | |
| 杂项 | 2,084 | 5.1 | 366 | 2.9 | 1,037 | 2.8 | 798 | 3.8 | 5 | 0.5 | 333 | 5.7 | 517 | 4.8 | 939 | 3.8 | 6,079 | |
| 共计 | 40,953 | | 12,492 | | 36,795 | | 20,985 | | 1,039 | | 5,864 | | 10,731 | | 24,659 | | 153,518 | |

^a 合并开发计划署除由其供资的全球环境基金以外的所有基金。

^b 包括由联合国其他机构和基金、“一个联合国”基金、西班牙实现千年发展目标基金、商品共同基金、共同出资的投资促进服务活动和其他来源资助的项目。

表 8
2010 年经常预算和业务预算支出情况，
按方案和支出用途分列
(单位：千欧元)

| 方案 | 1 人事费 | 2 顾问 | 3 会议 | 4 旅费 | 5 技术合作 经常方案 ^a | 6 其他 | 7 2010年 共计 |
|-------------------------|----------|---------|---------|---------|--------------------------------|----------|------------------|
| 支出 | | | | | | | |
| A 决策机构 | | | | | | | |
| A.1 决策机构会议 | 16.1 | 0.0 | 0.0 | 1.9 | 0.0 | 1,092.1 | 1,110.1 |
| A.2 决策机构秘书处和与成员国 关系 | 867.0 | 0.0 | 0.0 | 0.0 | 0.0 | 57.0 | 924.0 |
| 小计 | 883.0 | 0.0 | 0.0 | 1.9 | 0.0 | 1,149.1 | 2,034.1 |
| B 行政领导和战略管理 | | | | | | | |
| B.1 行政领导和战略规划 | 3,965.6 | 277.0 | 29.4 | 467.7 | 0.0 | 467.5 | 5,207.2 |
| B.2 评价 | 726.9 | 12.9 | 0.0 | 12.7 | 0.0 | 5.2 | 757.6 |
| B.3 法律事务 | 499.2 | 12.3 | 0.0 | 1.1 | 0.0 | 0.0 | 512.6 |
| B.4 内部监督 | 558.1 | 0.0 | 0.0 | 5.7 | 0.0 | 0.8 | 564.6 |
| 小计 | 5,749.8 | 302.1 | 29.4 | 487.3 | 0.0 | 473.5 | 7,042.1 |
| C 通过生产活动减贫 | | | | | | | |
| C.1 通过生产活动减贫 | 11,310.1 | 68.4 | 23.2 | 118.5 | 1,403.2 | 1,752.8 | 14,676.3 |
| 小计 | 11,310.1 | 68.4 | 23.2 | 118.5 | 1,403.2 | 1,752.8 | 14,676.3 |
| D 贸易能力建设 | | | | | | | |
| D.1 贸易能力建设 | 7,257.9 | 43.0 | 0.0 | 136.4 | 870.7 | 88.1 | 8,396.1 |
| 小计 | 7,257.9 | 43.0 | 0.0 | 136.4 | 870.7 | 88.1 | 8,396.1 |
| E 环境和能源 | | | | | | | |
| E.1 环境和能源 | 10,267.2 | 170.7 | 213.4 | 302.9 | 1,867.7 | 785.0 | 13,607.0 |
| 小计 | 10,267.2 | 170.7 | 213.4 | 302.9 | 1,867.7 | 785.0 | 13,607.0 |
| F 跨领域方案以及国家一级和 区域协调 | | | | | | | |
| F.1 战略工业研究和统计 | 1,840.9 | 181.0 | 0.0 | 51.0 | 204.8 | 8.6 | 2,286.4 |
| F.2 特别方案 | 2,257.7 | 50.6 | 33.0 | 63.6 | 267.1 | 291.6 | 2,963.5 |
| F.3 区域方案以及国家一级和 区域协调 | 4,074.4 | 57.1 | 11.1 | 375.1 | 0.0 | 11.4 | 4,529.0 |
| F.4 外地业务支助 | 1,344.1 | 0.0 | 0.0 | 0.0 | 0.0 | 3,285.1 | 4,629.3 |
| 小计 | 9,517.0 | 288.8 | 44.1 | 489.6 | 471.9 | 3,596.7 | 14,408.2 |
| G 方案支助服务 | | | | | | | |
| G.1 人力资源管理 | 2,975.7 | 48.2 | 0.0 | 17.0 | 0.0 | 15.0 | 3,055.9 |
| G.2 财务 | 3,043.7 | 5.9 | 0.0 | 10.8 | 0.0 | 3.1 | 3,063.5 |
| G.3 采购和后勤服务 | 2,924.5 | 3.7 | 0.0 | 11.3 | 0.0 | 749.1 | 3,688.7 |
| G.4 信息和通信管理 | 2,133.9 | 0.0 | 0.0 | 7.9 | 0.0 | 1,574.0 | 3,715.8 |
| G.5 领导和管理 | 544.4 | 0.0 | 0.0 | 23.9 | 0.0 | 0.5 | 568.8 |
| 小计 | 11,622.2 | 57.9 | 0.0 | 70.9 | 0.0 | 2,341.7 | 14,092.6 |
| I.1 间接费用 | 2,384.9 | 0.0 | 0.0 | 0.0 | 0.0 | 6,849.1 | 9,233.9 |
| 支出共计 | 58,992.2 | 930.9 | 310.1 | 1,607.5 | 4,613.5 | 17,036.1 | 83,490.3 |
| 收入 | | | | | | | |
| F.4 政府对外地办事处费用的捐款 | 0.0 | 0.0 | 0.0 | 0.0 | 0.0 | 162.7 | 162.7 |
| 杂项收入 | 0.0 | 0.0 | 0.0 | 0.0 | 0.0 | 1,166.9 | 1,166.9 |
| 收入共计 | 0.0 | 0.0 | 0.0 | 0.0 | 0.0 | 1,329.6 | 1,329.6 |
| 净额共计 | 58,992.2 | 930.9 | 310.1 | 1,607.5 | 4,613.5 | 15,706.5 | 82,160.7 |
| 房舍管理 | | | | | | | |
| 支出 | | | | | | | |
| H 房舍管理 | | | | | | | |
| H.1 共同房舍管理 | 6,527.4 | 21.1 | 0.0 | 4.5 | 0.0 | 13,453.2 | 20,006.2 |

| 方案 | 1 人事费 | 2 顾问 | 3 会议 | 4 旅费 | 5 技术合作 经常方案 ^a | 6 其他 | 7 2010年 共计 |
|------------|----------|---------|---------|---------|--------------------------------|----------|------------------|
| H.2 合办房舍管理 | 64.0 | 0.0 | 0.0 | 0.0 | 0.0 | 503.7 | 567.8 |
| 支出共计 | 6,591.5 | 21.1 | 0.0 | 4.5 | 0.0 | 13,956.9 | 20,574.0 |

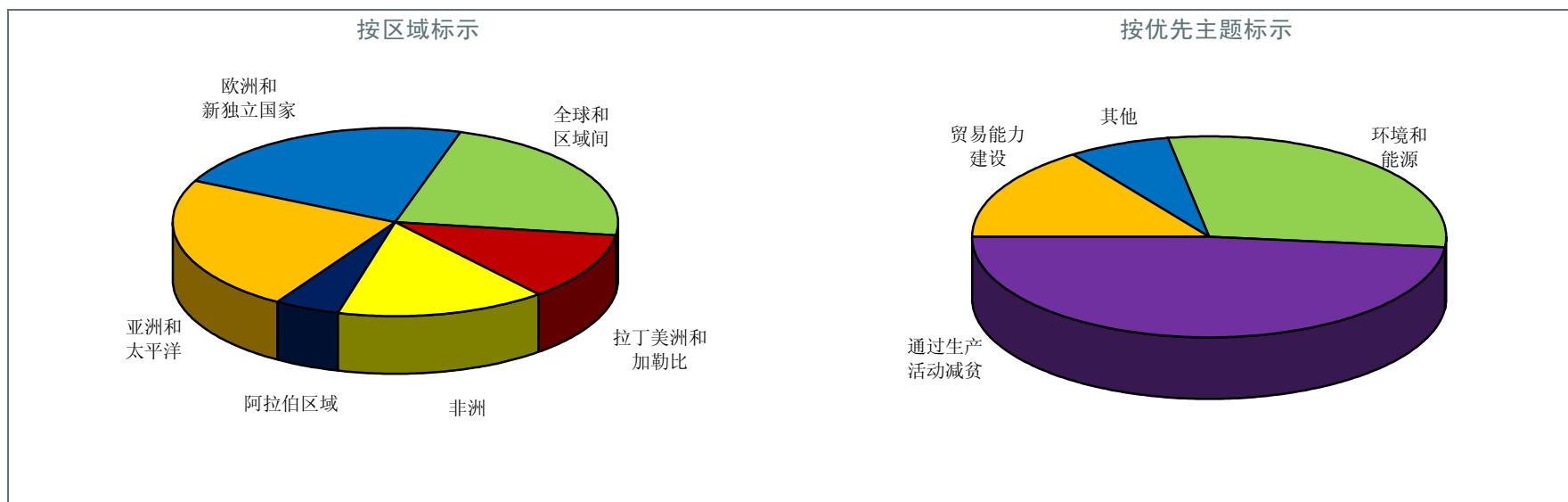
请注意，房舍管理处的全部费用由所有用户分摊，上述支出正在全部收回。工发组织所占净额份额列于上文方案 H 项下。

本报告系使用财务执行情况控制系统第二个截止-201013-期限的数据汇编。

^a 系已转入技术合作经常方案特别账户的 2010 年全额拨款。

附录 B

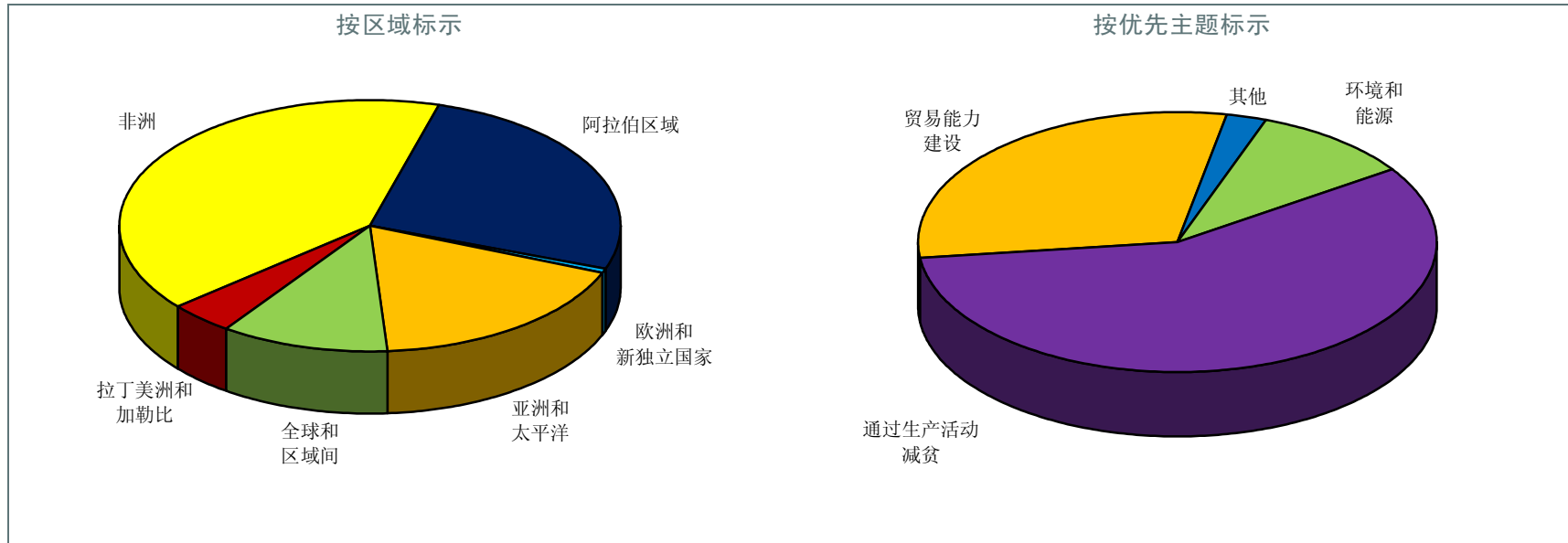
自愿捐款项下的项目核准额

B.1 工业发展基金：2010 年核准净额
(不包括方案支助费用)

| 区域 | 美元 | 百分比 | 工发组织优先主题 | 美元 | 百分比 |
|-----------|-------------------|--------------|-----------------|-------------------|--------------|
| 非洲 | 3,097,724 | 15.2 | 环境和能源 | 5,961,277 | 29.3 |
| 阿拉伯区域 | 942,791 | 4.6 | 通过生产活动减贫 | 9,847,417 | 48.5 |
| 亚洲和太平洋 | 4,766,328 | 23.5 | 贸易能力建设 | 3,112,818 | 15.3 |
| 欧洲和新独立国家 | 4,545,409 | 22.4 | 其他 ^a | 1,398,137 | 6.9 |
| 拉丁美洲和加勒比 | 2,376,849 | 11.7 | | | |
| 全球和区域间 | 4,590,550 | 22.6 | | | |
| 共计 | 20,319,651 | 100.0 | 共计 | 20,319,649 | 100.0 |

^a “其他”这一主题大多是指拨给出版物、跨领域活动、评价工作和对工发组织外地办事处的支助的资金。

B.2 信托基金：2010 核准净额^a
 (不包括方案支助费用)



| 区域 | 美元 | 百分比 | 工发组织优先主题 | 美元 | 百分比 |
|-----------------------|-------------------|--------------|-----------|-------------------|--------------|
| 非洲 | 33,806,216 | 40.4 | 环境和能源 | 8,281,124 | 9.9 |
| 阿拉伯区域 | 21,833,907 | 26.1 | 通过生产活动减贫 | 48,195,905 | 57.7 |
| 亚洲和太平洋 | 14,937,400 | 17.9 | 贸易能力建设 | 25,031,573 | 29.9 |
| 欧洲和新独立国家 | 579,443 | 0.7 | 其他 | 2,096,538 | 2.5 |
| 拉丁美洲和加勒比 | 3,507,571 | 4.2 | | | |
| 全球和区域间 | 8,940,604 | 10.7 | | | |
| 共计^b | 83,605,141 | 100.0 | 共计 | 83,605,140 | 100.0 |

^a 包括由商品共同基金、欧洲联盟、自筹资金和第三方信托基金捐款以及其他联合国机构和基金资助的项目。

^b 包括协理专家/初级专业人员方案 (1,033,847 美元)。

附录 C

与最不发达国家的技术合作

表 1: 2010 年执行额、按国家和资金来源分列^a

(单位: 美元)

| 区域/国家 | 经常 预算 | 开发计划署 核心资金和 开发计划署 信托基金 | 工业发展 基金 | 全球环境 基金 | 蒙特利尔 议定书 | 自筹 信托 基金 | 第三方 筹资信托 基金 | 欧洲 联盟 | 其他 来源 | 共计 |
|-----------|----------|---------------------------------|------------|------------|-------------|----------------|-------------------|-----------|----------|-----------|
| 非洲 | | | | | | | | | | |
| 安哥拉 | (170) | 0 | 236,074 | 63,437 | 0 | 0 | 61,815 | 0 | 0 | 361,156 |
| 贝宁 | 0 | 0 | 0 | 0 | 81,450 | 0 | 0 | 0 | 0 | 81,450 |
| 布基纳法索 | 0 | 0 | 0 | 0 | 53 | 0 | 0 | 0 | 0 | 53 |
| 布隆迪 | 6,230 | 0 | 168,296 | 0 | 58,620 | 0 | 0 | 0 | 0 | 233,146 |
| 中非共和国 | 0 | 0 | 0 | (1,359) | 0 | 0 | 0 | 0 | 0 | (1,359) |
| 乍得 | 0 | 0 | 0 | 49,129 | 53 | 0 | 0 | 0 | 0 | 49,182 |
| 科摩罗 | 0 | 0 | 0 | 0 | 0 | 0 | 0 | 0 | 0 | 0 |
| 刚果民主共和国 | 0 | 0 | 0 | 0 | (512) | 0 | 214,096 | 0 | 0 | 213,584 |
| 赤道几内亚 | 0 | 0 | 0 | 0 | 0 | 0 | 0 | 0 | 0 | 0 |
| 厄立特里亚 | 0 | 0 | 0 | 29,810 | 14,133 | 0 | 0 | 0 | 0 | 43,943 |
| 埃塞俄比亚 | 6,465 | (82) | 184,103 | 0 | 2,403 | 0 | 810,155 | 0 | 195,788 | 1,198,832 |
| 冈比亚 | 0 | 0 | 95,929 | 36,849 | 0 | 0 | 0 | 0 | 0 | 132,778 |
| 几内亚 | 0 | 0 | (1,808) | 20,659 | 4,361 | 0 | 294,038 | 0 | 263,577 | 580,827 |
| 几内亚比绍 | 0 | 0 | 0 | 0 | 0 | 0 | 0 | 0 | 0 | 0 |
| 莱索托 | 0 | 0 | 0 | 0 | 0 | 0 | 0 | 0 | 0 | 0 |
| 利比里亚 | 46,593 | 0 | 0 | 34,741 | 0 | 0 | 0 | 0 | 0 | 81,334 |
| 马达加斯加 | 0 | 0 | 0 | 0 | 79 | 0 | 146,455 | 0 | 0 | 146,534 |
| 马拉维 | 0 | 0 | 0 | 0 | 53 | 0 | 33,003 | 0 | 152,397 | 185,453 |
| 马里 | 7,080 | 0 | 18,299 | 0 | 0 | 0 | 0 | 0 | 320,814 | 346,193 |
| 毛里塔尼亚 | 0 | 0 | 0 | 0 | 0 | 0 | (1,488) | 0 | 0 | (1,488) |
| 莫桑比克 | 92,002 | 0 | 104,636 | 0 | 53 | 0 | 264,488 | 1,702,166 | 563,250 | 2,726,595 |
| 尼日尔 | 0 | 0 | 0 | 4,500 | 136,779 | 0 | 0 | 0 | 0 | 141,279 |
| 卢旺达 | (4,697) | 0 | 9,490 | 0 | 0 | 35,631 | 0 | 0 | 210,825 | 251,249 |
| 圣多美和普林西比 | 0 | 0 | 0 | (16) | 7,132 | 0 | 0 | 0 | 0 | 7,116 |
| 塞内加尔 | 0 | 0 | 391,980 | 0 | 52,183 | 0 | 79,397 | 0 | 271,154 | 794,714 |
| 塞拉利昂 | (1,387) | 44,868 | 213,240 | 33,764 | 0 | 0 | 4,614 | 0 | 285,060 | 580,159 |
| 多哥 | 0 | 0 | 0 | 0 | 53 | 0 | 0 | 0 | 0 | 53 |
| 乌干达 | 18,545 | 0 | 293,726 | 0 | 0 | 0 | 323,986 | 0 | 0 | 636,257 |

| 区域/国家 | 经常 预算 | 开发计划署 核心资金和 开发计划署 信托基金 | 工业发展 基金 | 全球环境 基金 | 蒙特利尔 议定书 | 自筹 信托 基金 | 第三方 筹资信托 基金 | 欧洲 联盟 | 其他 来源 | 共计 |
|-----------------|----------|---------------------------------|------------|------------|-------------|----------------|-------------------|-----------|-----------|------------|
| 坦桑尼亚联合共和国 | 95,176 | (63) | 34,124 | 8,134 | 0 | 0 | 71,014 | 0 | 778,575 | 986,960 |
| 赞比亚 | 21,416 | 0 | 0 | 461,283 | 54,704 | 1,350,927 | 320,269 | 0 | 0 | 2,208,599 |
| 小计 | 287,253 | 44,723 | 1,748,089 | 740,931 | 411,597 | 1,386,558 | 2,621,842 | 1,702,166 | 3,041,440 | 11,984,599 |
| 亚洲和太平洋 | | | | | | | | | | |
| 阿富汗 | (62) | 0 | 0 | 0 | 0 | 0 | 0 | 0 | 25,917 | 25,855 |
| 孟加拉国 | 43,220 | 0 | 0 | 0 | 0 | 0 | 272,937 | 3,897,489 | 0 | 4,213,646 |
| 不丹 | 31,718 | 0 | 144,741 | 0 | 0 | 0 | 26,283 | 0 | 0 | 202,742 |
| 柬埔寨 | 37,980 | 0 | 79,112 | 53,599 | 40,000 | 0 | 328,250 | 0 | 0 | 538,941 |
| 基里巴斯 | 0 | 0 | 0 | 0 | 0 | 0 | 0 | 0 | 0 | 0 |
| 老挝人民民主共和国 | 19,176 | 0 | 63,714 | 0 | 0 | 0 | 192,023 | 0 | 0 | 274,913 |
| 马尔代夫 | 0 | 0 | 0 | 0 | 0 | 0 | (279) | 0 | 0 | (279) |
| 缅甸 | 0 | 0 | 0 | 0 | 21,126 | 0 | 27,732 | 0 | 0 | 48,858 |
| 尼泊尔 | 52,213 | 0 | 0 | 19,854 | 0 | 0 | 0 | 317,912 | 0 | 389,979 |
| 萨摩亚 | 0 | 0 | 0 | 0 | 0 | 0 | 0 | 0 | 0 | 0 |
| 所罗门群岛 | 0 | 0 | 0 | 0 | 0 | 0 | 0 | 0 | 0 | 0 |
| 东帝汶 | 16,870 | 0 | 11,178 | 0 | 0 | 0 | (4,089) | 0 | 0 | 23,959 |
| 图瓦卢 | 0 | 0 | 0 | 0 | 0 | 0 | 0 | 0 | 0 | 0 |
| 瓦努阿图 | 0 | 0 | 0 | 0 | 0 | 0 | 0 | 0 | 0 | 0 |
| 小计 | 201,115 | 0 | 298,745 | 73,453 | 61,126 | 0 | 842,857 | 4,215,401 | 25,917 | 5,718,614 |
| 拉丁美洲和加勒比 | | | | | | | | | | |
| 海地 | 40,583 | 0 | 0 | 0 | 0 | 0 | 0 | (1,662) | 0 | 38,921 |
| 小计 | 40,583 | 0 | 0 | 0 | 0 | 0 | 0 | (1,662) | 0 | 38,921 |
| 非洲阿拉伯国家 | | | | | | | | | | |
| 吉布提 | 0 | 0 | 0 | 0 | 0 | 0 | 0 | 0 | 0 | 0 |
| 索马里 | 0 | 0 | 0 | 0 | 13,151 | 0 | 0 | 0 | 0 | 13,151 |
| 苏丹 | 17,831 | 0 | 0 | 0 | 220,004 | (6,045) | 1,420,962 | 2,766,559 | 692,851 | 5,112,162 |
| 小计 | 17,831 | 0 | 0 | 0 | 233,155 | (6,045) | 1,420,962 | 2,766,559 | 692,851 | 5,125,313 |
| 西亚阿拉伯国家 | | | | | | | | | | |
| 也门 | 0 | 0 | 0 | 0 | 302,263 | 0 | 0 | 0 | 0 | 302,263 |
| 小计 | 0 | 0 | 0 | 0 | 302,263 | 0 | 0 | 0 | 0 | 302,263 |
| 共计 | 546,782 | 44,723 | 2,046,834 | 814,384 | 1,008,141 | 1,380,513 | 4,885,661 | 8,682,464 | 3,760,208 | 23,169,710 |

^a 不包括区域项目、区域间项目、全球项目以及最不发达国家与其他发展中国家一起参与的个人研究金和小组培训方案。

表 2: 2010 年核准总净额, 按国家和资金来源分列^a
(单位: 美元)

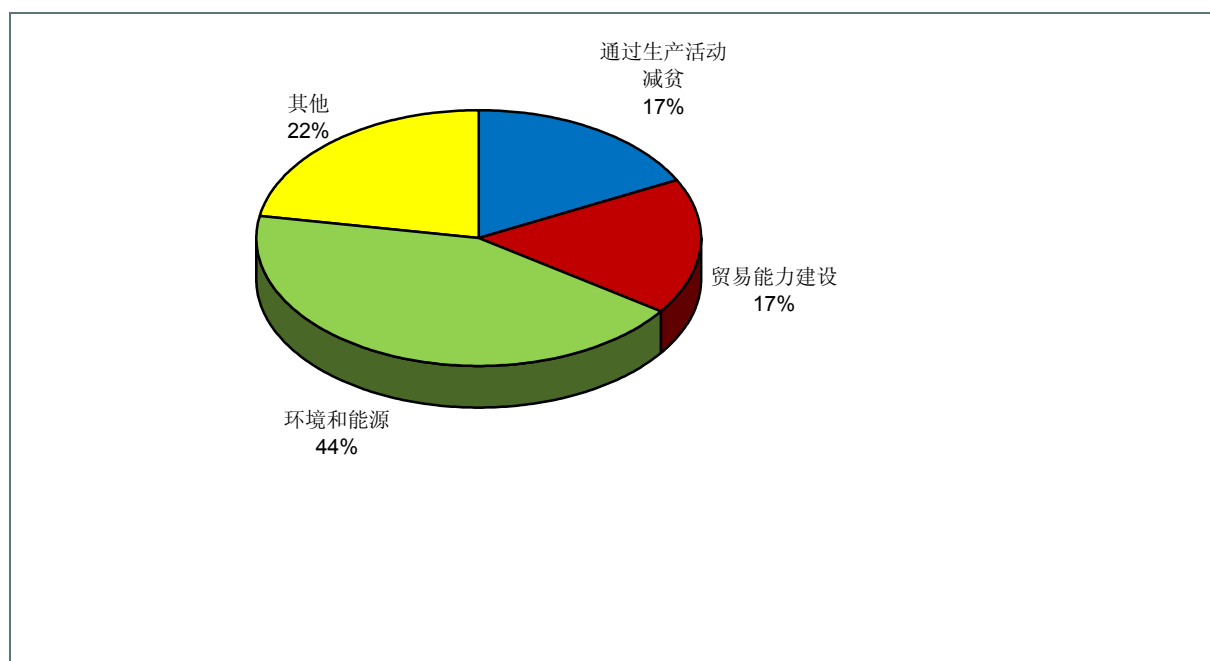
| 区域/国家 | 经常 预算 | 开发计划署 核心资金和 开发计划署 信托基金 | 工业发展 基金 | 全球 环境基金 | 蒙特利尔 议定书 | 自筹 信托 基金 | 第三方 筹资信托 基金 | 欧洲 联盟 | 其他 来源 | 共计 |
|-----------|----------|---------------------------------|------------|------------|-------------|----------------|-------------------|-----------|-----------|------------|
| 非洲 | | | | | | | | | | |
| 安哥拉 | 6,826 | 0 | 0 | 0 | 0 | 0 | 575,221 | 0 | 0 | 582,047 |
| 贝宁 | 0 | 0 | 0 | 0 | 0 | 0 | 0 | 0 | 0 | 0 |
| 布基纳法索 | (5,445) | 0 | (10,231) | 25,000 | 150,000 | 0 | 0 | 0 | 0 | 159,324 |
| 布隆迪 | 10,880 | 0 | (7,151) | (376) | 50,871 | 0 | 0 | 0 | 0 | 54,224 |
| 中非共和国 | 0 | 0 | 0 | 0 | 0 | 0 | 0 | 0 | 0 | 0 |
| 乍得 | 0 | 0 | 0 | 0 | 135,000 | 0 | 0 | 0 | 0 | 135,000 |
| 科摩罗 | 0 | 0 | 0 | 0 | 0 | 0 | 0 | 0 | 0 | 0 |
| 刚果民主共和国 | 0 | 0 | 0 | 0 | (1,605) | 0 | 40,000 | 0 | 0 | 38,395 |
| 赤道几内亚 | 0 | 0 | 0 | 0 | 0 | 0 | 0 | 0 | 0 | 0 |
| 厄立特里亚 | 0 | 0 | (14,809) | 0 | 0 | 0 | 0 | 0 | 0 | (14,809) |
| 埃塞俄比亚 | 23,359 | 0 | (79,690) | 0 | 0 | 0 | 1,243,524 | 0 | 511,308 | 1,698,501 |
| 冈比亚 | 5,354 | 0 | 122,639 | 0 | 0 | 0 | 0 | 0 | 0 | 127,993 |
| 几内亚 | (4) | 0 | (13,476) | 0 | 60,000 | 0 | 0 | 0 | 981,309 | 1,027,829 |
| 几内亚比绍 | 0 | 0 | 0 | 0 | 0 | 0 | 0 | 0 | 0 | 0 |
| 莱索托 | 0 | 0 | 0 | 0 | 0 | 0 | 0 | 0 | 0 | 0 |
| 利比里亚 | (9,064) | 0 | 0 | (10,180) | 0 | 0 | 756 | 0 | 0 | (18,488) |
| 马达加斯加 | (250) | 0 | (498) | 0 | 137,526 | 0 | 0 | 0 | 0 | 136,778 |
| 马拉维 | 0 | 0 | 0 | 0 | 60,000 | 0 | (15,777) | 0 | 480,891 | 525,114 |
| 马里 | (6,027) | 0 | (5,790) | 0 | 0 | 0 | 0 | 0 | 0 | (11,817) |
| 毛里塔尼亚 | 0 | (5,420) | 0 | 0 | 0 | 0 | (1,540) | 0 | 0 | (6,960) |
| 莫桑比克 | 414,058 | 0 | 185,597 | 0 | 40,000 | 0 | 585,400 | (149,287) | 687,634 | 1,763,402 |
| 尼日尔 | 0 | 0 | (11,332) | 0 | 0 | 0 | 0 | 0 | 0 | (11,332) |
| 卢旺达 | (11,632) | 0 | 5,298 | 0 | 0 | 0 | 0 | 0 | 385,616 | 379,282 |
| 圣多美和普林西比 | 0 | 0 | 0 | 0 | 0 | 0 | 0 | 0 | 0 | 0 |
| 塞内加尔 | (1,596) | (2,938) | 324,275 | 0 | (3,043) | 0 | 3,638 | (1,178) | 441,657 | 760,815 |
| 塞拉利昂 | (6,532) | 0 | 825,000 | 0 | 0 | 0 | 103,185 | 0 | 425,607 | 1,347,260 |
| 多哥 | 0 | 0 | 0 | (3,783) | 200,000 | 0 | 0 | 0 | 0 | 196,217 |
| 乌干达 | 50,070 | 0 | 472,300 | 0 | 0 | 0 | 273,215 | 0 | 0 | 795,585 |
| 坦桑尼亚联合共和国 | 49,939 | (36,102) | (19,879) | 60,000 | 0 | 0 | 55,328 | 0 | 1,052,134 | 1,161,420 |
| 赞比亚 | 3,736 | 0 | 0 | 0 | (934) | 1,388,889 | 20,589 | 0 | 0 | 1,412,280 |
| 小计 | 523,672 | (44,460) | 1,772,253 | 70,661 | 827,815 | 1,388,889 | 2,883,539 | (150,465) | 4,966,156 | 12,238,060 |

| 区域/国家 | 经常 预算 | 开发计划署 核心资金和 开发计划署 信托基金 | 工业发展 基金 | 全球 环境基金 | 蒙特利尔 议定书 | 自筹 信托 基金 | 第三方 筹资信托 基金 | 欧洲 联盟 | 其他 来源 | 共计 |
|-----------------|----------|---------------------------------|------------|------------|-------------|----------------|-------------------|-----------|-----------|------------|
| 亚洲和太平洋 | | | | | | | | | | |
| 阿富汗 | (24,527) | 0 | 0 | 0 | 0 | 0 | (39,549) | 0 | 129,907 | 65,831 |
| 孟加拉国 | 19,767 | 0 | 0 | 0 | 0 | 0 | 291,571 | 5,666,825 | 0 | 5,978,163 |
| 不丹 | 63,532 | 0 | 26,735 | 0 | 0 | 0 | 41,940 | 0 | 0 | 132,207 |
| 柬埔寨 | 122,210 | 0 | 74 | 80,000 | 0 | 0 | 40,561 | 0 | 0 | 242,845 |
| 基里巴斯 | 0 | 0 | 0 | 0 | 0 | 0 | 0 | 0 | 0 | 0 |
| 老挝人民民主共和国 | (8,401) | 0 | (2,513) | 0 | 0 | 0 | 0 | 0 | 0 | (10,914) |
| 马尔代夫 | 0 | 0 | (38,146) | 0 | 0 | 0 | 0 | 0 | 0 | (38,146) |
| 缅甸 | 0 | 0 | 0 | 0 | 50 | 0 | 0 | 0 | 0 | 50 |
| 尼泊尔 | 916 | 0 | 0 | 0 | 0 | 0 | 0 | 14,163 | 0 | 15,079 |
| 萨摩亚 | 0 | 0 | 0 | 0 | 0 | 0 | 0 | 0 | 0 | 0 |
| 所罗门群岛 | (9,688) | 0 | 0 | 0 | 0 | 0 | 0 | 0 | 0 | (9,688) |
| 东帝汶 | 64,792 | 0 | 176,668 | 0 | 0 | 0 | 0 | 0 | 0 | 241,460 |
| 图瓦卢 | 0 | 0 | 0 | 0 | 0 | 0 | 0 | 0 | 0 | 0 |
| 瓦努阿图 | 0 | 0 | 0 | 0 | 0 | 0 | 0 | 0 | 0 | 0 |
| 小计 | 228,601 | 0 | 162,818 | 80,000 | 50 | 0 | 334,523 | 5,680,988 | 129,907 | 6,616,887 |
| 拉丁美洲和加勒比 | | | | | | | | | | |
| 海地 | 37,519 | 0 | 0 | 0 | 0 | 0 | 0 | (32,189) | 0 | 5,330 |
| 小计 | 37,519 | 0 | 0 | 0 | 0 | 0 | 0 | (32,189) | 0 | 5,330 |
| 非洲阿拉伯国家 | | | | | | | | | | |
| 吉布提 | 0 | 0 | 0 | 0 | 0 | 0 | 0 | 0 | 0 | 0 |
| 索马里 | 0 | 0 | 0 | 0 | 85,000 | 0 | 0 | 0 | 0 | 85,000 |
| 苏丹 | (1,146) | (87) | 0 | 0 | 1,056,236 | 8,619 | 2,203,909 | 1,775,499 | 262,597 | 5,305,627 |
| 小计 | (1,146) | (87) | 0 | 0 | 1,141,236 | 8,619 | 2,203,909 | 1,775,499 | 262,597 | 5,390,627 |
| 亚阿拉伯国家 | | | | | | | | | | |
| 也门 | (24,501) | 0 | 0 | 0 | 233,000 | 0 | 0 | 0 | 0 | 208,499 |
| 小计 | (24,501) | 0 | 0 | 0 | 233,000 | 0 | 0 | 0 | 0 | 208,499 |
| 共计 | 764,145 | (44,547) | 1,935,071 | 150,661 | 2,202,101 | 1,397,508 | 5,421,971 | 7,273,833 | 5,358,660 | 24,459,403 |

^a 不包括区域项目、区域间项目、全球项目以及最不发达国家与其他发展中国家一起参与的个人研究金和小组培训方案。

附录 D
 技术合作经常方案
 2010 年按主题领域分列的执行额

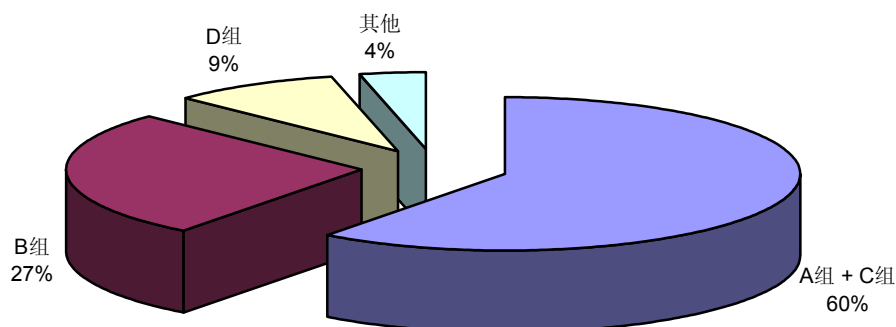
| 主题领域 | 千美元 | 千欧元 |
|-----------|--------------|--------------|
| 通过生产活动减贫 | 750 | 588 |
| 贸易能力建设 | 745 | 573 |
| 环境和能源 | 1,855 | 1,409 |
| 其他 | 956 | 725 |
| 共计 | 4,306 | 3,295 |



附录 E

按国家组标示的任用专家情况

图 1: 任用人次
2010 年期间任用人次: 3,349, 包括 1,717 名本国专家



2010 年, 工发组织任用的顾问和专家人数比 2009 年 (3,507 人) 少 158 人, 总共减少了 5%。一般来讲, 两年期的第一年任用的顾问和专家人数较少。与上一个两年期的第一年相比, 工发组织签约的顾问人数比 2008 年 (2,783 人) 多 566 人, 增长了约 21%。同时, 与 2009 年 (1,692 人) 和 2008 年 (1,319 人) 相比, 任用的专家人数继续有所增长。

值得指出的是, 从地域分配来看, 来自 A 组和 C 组国家的顾问和专家人数和来自 D 组国家的顾问和专家人数所占比例分别增长了 2% 和 1%。来自 B 组国家和其他国家的任用人数所占比例分别减少了 2% 和 1%。

2010 年任用专家情况*

| 国家/地区/领土 | 任用人次 | 国家/地区/领土 | 任用人次 | 国家/地区/领土 | 任用人次 |
|-----------|------|--------------|------|-------------|------|
| 印度 | 162 | 卢旺达 | 23 | 克罗地亚 | 6 |
| 联合王国 | 157 | 印度尼西亚 | 19 | 刚果民主共和国 | 6 |
| 奥地利 | 130 | 巴勒斯坦 | 19 | 厄瓜多尔 | 6 |
| 意大利 | 116 | 澳大利亚 | 18 | 萨尔瓦多 | 6 |
| 法国 | 95 | 巴拿马 | 18 | 加蓬 | 6 |
| 德国 | 94 | 赞比亚 | 18 | 毛里求斯 | 6 |
| 越南 | 90 | 阿尔巴尼亚 | 17 | 大韩民国 | 6 |
| 墨西哥 | 84 | 布基纳法索 | 17 | 斯洛伐克 | 6 |
| 俄罗斯联邦 | 83 | 比利时 | 17 | 津巴布韦 | 6 |
| 坦桑尼亚联合共和国 | 72 | 巴西 | 17 | 波斯尼亚和黑塞哥维那 | 5 |
| 孟加拉国 | 69 | 泰国 | 17 | 布隆迪 | 5 |
| 斯里兰卡 | 66 | 多哥 | 17 | 古巴 | 5 |
| 尼日利亚 | 63 | 柬埔寨 | 16 | 赤道几内亚 | 5 |
| 埃塞俄比亚 | 58 | 斯洛文尼亚 | 16 | 芬兰 | 5 |
| 埃及 | 56 | 马来西亚 | 15 | 危地马拉 | 5 |
| 加纳 | 53 | 乌克兰 | 15 | 以色列 | 5 |
| 美利坚合众国 | 53 | 刚果 | 14 | 新西兰 | 5 |
| 西班牙 | 49 | 伊朗伊斯兰共和国 | 14 | 黑山 | 4 |
| 伊拉克 | 47 | 老挝人民民主共和国 | 14 | 尼泊尔 | 4 |
| 塞拉利昂 | 41 | 马拉维 | 14 | 土库曼斯坦 | 4 |
| 突尼斯 | 41 | 白俄罗斯 | 13 | 乌兹别克斯坦 | 4 |
| 土耳其 | 41 | 佛得角 | 13 | 阿富汗 | 3 |
| 乌干达 | 41 | 秘鲁 | 13 | 安哥拉 | 3 |
| 乌拉圭 | 40 | 塞尔维亚 | 13 | 不丹 | 3 |
| 塞内加尔 | 39 | 马达加斯加 | 12 | 智利 | 3 |
| 科特迪瓦 | 38 | 马里 | 12 | 洪都拉斯 | 3 |
| 黎巴嫩 | 38 | 阿根廷 | 10 | 拉脱维亚 | 3 |
| 多民族玻利维亚国 | 36 | 尼日尔 | 10 | 立陶宛 | 3 |
| 几内亚 | 35 | 贝宁 | 9 | 博茨瓦纳 | 2 |
| 苏丹 | 34 | 希腊 | 9 | 乍得 | 2 |
| 亚美尼亚 | 33 | 挪威 | 9 | 哥斯达黎加 | 2 |
| 匈牙利 | 33 | 葡萄牙 | 9 | 多米尼加共和国 | 2 |
| 摩洛哥 | 31 | 罗马尼亚 | 9 | 厄立特里亚 | 2 |
| 南非 | 31 | 前南斯拉夫的马其顿共和国 | 9 | 哈萨克斯坦 | 2 |
| 哥伦比亚 | 30 | 捷克共和国 | 8 | 吉尔吉斯斯坦 | 2 |
| 荷兰 | 30 | 莱索托 | 8 | 马耳他 | 2 |
| 巴基斯坦 | 30 | 蒙古 | 8 | 缅甸 | 2 |
| 丹麦 | 29 | 阿尔及利亚 | 7 | 纳米比亚 | 2 |
| 日本 | 29 | 阿塞拜疆 | 7 | 巴拉圭 | 2 |
| 菲律宾 | 29 | 冈比亚 | 7 | 特立尼达和多巴哥 | 2 |
| 喀麦隆 | 28 | 几内亚比绍 | 7 | 中非共和国 | 1 |
| 加拿大 | 27 | 约旦 | 7 | 塞浦路斯 | 1 |
| 尼加拉瓜 | 27 | 阿拉伯利比亚民众国 | 7 | 朝鲜民主主义人民共和国 | 1 |
| 肯尼亚 | 26 | 波兰 | 7 | 格鲁吉亚 | 1 |
| 瑞典 | 25 | 摩尔多瓦共和国 | 7 | 牙买加 | 1 |
| 瑞士 | 25 | 圣多美和普林西比 | 7 | 科威特 | 1 |
| 爱尔兰 | 24 | 委内瑞拉玻利瓦尔共和国 | 7 | 马尔代夫 | 1 |
| 阿拉伯叙利亚共和国 | 24 | 保加利亚 | 6 | 沙特阿拉伯 | 1 |
| 中国 | 23 | | | | |

| 国家/ 地区/领土 | 任用 人次 | 国家/ 地区/领土 | 任用 人次 | 国家/ 地区/领土 | 任用 人次 |
|--------------|----------|--------------|----------|--------------|----------|
| 利比里亚 | 23 | | | | |
| 莫桑比克 | 23 | | | | |
| | | | | 共计 | 3,349 |

* 所列数字反映了截至 2011 年 1 月 14 日的现有记录。

* The figures listed reflect the records available as of 14 January 2011.

附录 F

2010 年订立的协定和其他安排¹

一. 国家²

奥地利

联合国工业发展组织与奥地利共和国关于社会保障的协定，2010年4月23日签署。

巴西

联合国工业发展组织与巴西联邦共和国政府关于根据一项付款计划解决未缴分摊会费问题的协定，2010年7月28日签署。

中国

联合国工业发展组织、上海市经济和信息化委员会、上海市杨浦区政府和中国国际经济技术交流中心关于在上海建设国际高技术创新发展基地的联合声明，2010年5月23日签署。

哥伦比亚

联合国工业发展组织与 *Corporación Autónoma Regional para el Desarrollo Sostenible de Chocó – Codechocó* 关于在哥伦比亚执行题为“工发组织全球汞项目2—采用清洁手工采金提金技术”项目的信托基金协定，2010年11月23日签署。

联合国工业发展组织与 *Corporación Autónoma Regional del Centro de Antioquia – Corantioquia* 关于在哥伦比亚执行题为“工发组织全球汞项目2—采用清洁手工采金提金技术”项目的信托基金协定，2010年11月23日签署。

哥伦比亚和联合国环境规划署（环境规划署）

联合国工业发展组织、联合国环境规划署和哥伦比亚环境、住房与领土发展部关于执行题为“加强在哥伦比亚执行国际化学品管理战略方针工作的国家管理”项目的执行协定，2010年3月16日和18日，5月7日和28日签署。

科特迪瓦和日本

联合国工业发展组织、科特迪瓦政府和日本驻科特迪瓦大使馆关于执行题为“冲突后恢复与缔造和平的青年培训”项目的谅解备忘录，2010年8月2日签署。

德国

联合国工业发展组织与德意志联邦共和国政府关于执行题为“通过咨询和能力建设支持加强发展中国家当地生产基本药物的能力”项目的安排，2010年10月19日日签署。

印度

联合国工业发展组织与印度政府化学和化肥部化学与石油化学司关于执行题为“在印度发展塑料制造业的国家方案”项目的信托基金协定，2010年2月26日签署。

¹ 本表载有截止 2011 年 1 月 28 日交存工发组织法律事务处保管的已签署协定或安排。

² 包括政府和地区政府、政府机构和省。

意大利

联合国工业发展组织与意大利外交部发展合作管理总局关于在伊拉克执行题为“伊拉克的投资促进”项目的协定，2010年2月18日签署。

联合国工业发展组织与意大利政府关于在黎巴嫩执行题为“壮大社区和改善生计项目”项目的协定，2010年10月7日签署。

联合国工业发展组织与意大利外交部发展合作管理总局关于在伊拉克执行题为“通过工业区发展增强对伊拉克的投资”项目的协定，2010年12月2日签署。

日本

联合国工业发展组织与日本北九州市的合作谅解备忘录，2010年6月14日签署。

联合国工业发展组织与日本政府关于科特迪瓦共和国冲突后恢复与缔造和平的青年培训方案的协定的换函，2010年8月2日签署。

联合国工业发展组织与日本政府关于在阿富汗执行题为“通过技能发展和创造收入在楠格哈尔省洪水受灾地区帮助脆弱人群重新参与社会生活”项目的协定的换函，2010年11月30日和12月10日签署。

联合国工业发展组织与日本政府关于执行题为“应对非洲人道主义危机的举措”项目的协定的换函，2010年12月3日和10日签署。

联合国工业发展组织与日本政府关于2011年1月1日至2013年12月31日期间日本政府向工发组织东京投资和技术促进办事处旨在促进发展中国家工业发展的服务提供捐助的协定的换函，2010年12月14日签署。

卢森堡

联合国工业发展组织与卢森堡政府关于为在塞内加尔执行题为“在卢加、圣路易和马塔姆区发展当地生产系统并推动完成职业和技术培训的青年就业一体化工作”项目向工业发展基金提供特别用途捐款的协定，2010年12月23日和27日签署。

黑山

联合国工业发展组织与黑山共和国政府的基本合作协定，2010年10月25日签署。

莫桑比克和欧洲共同体（欧共体）

联合国工业发展组织、欧洲共同体和莫桑比克政府关于执行题为“商业环境支持与贸易手续简化项目”项目的欧洲共同体捐助协定第2号附件，2010年12月17日和20日签署。

新西兰

联合国工业发展组织与新西兰政府关于为印度尼西亚题为“使用天然橡胶承托作为医院楼房抗震隔离的咨询服务”项目向工业发展基金提供特别用途捐款的协定的修正函，2010年9月16日和21日签署。

尼日利亚

联合国工业发展组织与尼日利亚联邦政府国家生产力中心的协定备忘录，2010 年 11 月 26 日签署。

联合国工业发展组织与尼日利亚联邦政府原材料研发委员会的协定备忘录，2010 年 12 月 7 日签署。

联合国工业发展组织与尼日利亚联邦政府尼日利亚出口促进委员会的协定备忘录，2010 年 12 月 10 日签署。

挪威

联合国工业发展组织与挪威发展合作署关于在孟加拉国执行题为“改进工作与标准方案”目的项目供资行政协定，2009 年 12 月 18 日和 2010 年 1 月 8 日签署。

联合国工业发展组织与挪威发展合作署关于挪威认可机构与孟加拉国认可委员会间机构合作的项目供资行政协定，2010 年 6 月 30 日和 7 月 26 日签署。

大韩民国

联合国工业发展组织与韩国国际合作署关于执行题为“在柬埔寨转让无害环境技术”项目的信托基金协定，2010 年 12 月 28 日签署。

俄罗斯联邦

联合国工业发展组织与俄罗斯联邦自然资源使用联邦监督局的谅解备忘录，2010 年 2 月 12 日签署。

塞内加尔

联合国工业发展组织与塞内加尔发展办公室的协定，2010 年 6 月 29 日和 7 月 9 日签署。

索马里

索马里共和国过渡联邦政府工业部长 *Adbirahman Jama Abdalla* 阁下与联合国工业发展组织总干事坎德·K·云盖拉先生的谅解备忘录，2010 年 2 月 17 日和 3 月 8 日签署。

南非

联合国工业发展组织与南非共和国政府贸易和工业司关于在南非执行题为“合同分包与伙伴关系交换方案（卖方简介、基准和买方配对方案）”项目的项目供资协定，2010 年 8 月 10 日和 9 月 1 日签署。

瑞典

联合国工业发展组织与瑞典关于执行题为“支持执行着重于区域认证协调的阿拉伯标准化区域战略”项目的协定，2010 年 12 月 10 日和 14 日签署。

瑞士

联合国工业发展组织与经济事务国务秘书处关于在越南执行题为“US/VIE/10/002——越南企业登记制度改革技术援助（A 阶段模块二和 B 阶段）”项目的协定书，2010 年 10 月 29 日签署。

联合国工业发展组织与经济事务国务秘书处关于在埃及执行题为“US/EGY/10/005——改进药用和芳香植物价值链——进入出口市场”项目的协定书，2010 年 10 月 29 日签署。

土耳其

联合国工业发展组织与土耳其共和国关于在土耳其建立区域合作中心协定展期的换函，2010 年 8 月 27 日和 9 月 29 日签署。

越南和世界卫生组织（世卫组织）

联合国工业发展组织、越南卫生部和世界卫生组织越南办事处关于促进越南当地制药生产的备忘录，2010 年 11 月 25 日签署。

二. 联合国及其各方案和办公室 以及各专门机构

多边协定和安排

联合国各参与组织与联合国开发计划署关于联合国黑山国别基金业务方面的谅解备忘录，2009 年 1 月 11 日和 12 月 21 日、2010 年 1 月 8 日、13 日、14 日和 18 日、3 月 5 日和 25 日和 4 月 26 日签署。

联合国各参与组织与联合国开发计划署关于联合国发展集团海地重建基金在海地业务方面的谅解备忘录，工发组织于 2010 年 6 月 25 日签署。

国际农业发展基金

联合国工业发展组织与国际农业发展基金关于执行题为“UNIDO-HLC-3A：促进非洲的农业综合企业”项目的补助金协定，2010 年 2 月 4 日和 16 日签署。

国际劳工组织（劳工组织）

联合国工业发展组织和国际劳工组织关于在几内亚执行题为“关于支持青年移徙和某些最贫穷青少年群体的项目”方案的谅解备忘录，2010 年 8 月 4 日和 10 日签署。

联合国开发计划署（开发计划署）

联合国工业发展组织和联合国开发计划署关于开发计划署安置并支持 15 个工发组织服务台的协定书，2010 年 5 月 20 日和 6 月 24 日签署。

联合国工业发展组织和联合国开发计划署关于联合国各机构、方案、基金和办事处占用和使用位于阿根廷布伊诺斯艾利斯的共同房地事宜的谅解备忘录，2010 年 7 月 28 日签署。

联合国环境规划署（环境规划署）

联合国工业发展组织和联合国环境规划署关于执行题为“发展中国家可持续液体生物燃料生产的评估与准则（一个有针对性的研究项目）”项目的协定书，2010年10月26日和11月9日签署。

世界银行

国际复兴开发银行

联合国工业发展组织与作为全球环境基金信托基金受托人的国际复兴开发银行的财政程序协定，2010年5月6日签署。

国际金融公司（金融公司）

联合国工业发展组织与国际金融公司关于向企业发展捐助委员会开展的活动提供财政支持的行政协定的修正，2006年12月7日签署，换函于2010年4月27日和6月29日签署。

世界卫生组织（世卫组织）

联合国工业发展组织与世界卫生组织关于执行题为“在中国煤矸石砖部门促进热回收发电”项目的机构间协定书，2010年5月21日签署。

世界旅游组织

联合国工业发展组织与世界旅游组织关于执行题为“演示和掌握减少海岸旅游造成的陆源影响的最佳做法和技术”项目的协定书，2010年8月6日和9月2日签署。

三. 其他政府间组织

欧洲共同体（欧共体）和欧洲联盟（欧盟）

联合国工业发展组织与欧洲共同体关于在孟加拉国执行题为“改进工作与标准方案：质量、渔业和纺织业”项目的欧洲联盟捐助协定，2010年2月15日和3月5日签署。

联合国工业发展组织与欧洲共同体关于在科特迪瓦执行题为“提高科特迪瓦非传统出口部门企业竞争力”项目的欧洲共同体捐助协定，2010年3月22日和5月3日签署。

大湖区问题国际会议

联合国工业发展组织与大湖区问题国际会议的关系协定，2010年10月29日和11月17日签署。

南部非洲发展共同体（南部非洲共同体）

联合国工业发展组织秘书处与南部非洲发展共同体秘书处的谅解备忘录，2010年8月24日签署。

四. a. 其他实体

铁匠研究所

联合国工业发展组织秘书处与铁匠研究所关于就受污染场地确认和清洁方案进行合作的联合声明，2010年4月12日签署。

卡宾达海湾石油公司

联合国工业发展组织与卡宾达海湾石油公司关于执行题为“安哥拉中学教学大纲中创业技能课程技术援助方案”项目的信托基金协定，2010年10月29日签署。

英国皇家采购与供应学会

联合国工业发展组织与英国皇家采购与供应学会关于合同分包与伙伴关系交换网的谅解备忘录，2010年8月23日签署。

经济银行跨国集团

联合国工业发展组织与经济银行跨国集团的合作谅解备忘录，2010年3月8日签署。

德国技术合作公司

联合国工业发展组织与德国技术合作公司关于执行题为“提供预备性援助，建立一个可再生能源知识管理论坛以进行着重于分散性解决方法和小规模应用的技术转让与能力建设”项目的补助金协定，2010年3月9日和18日签署。

全球碳捕获和存储研究院

联合国工业发展组织与全球碳捕获和存储研究院关于执行题为“碳捕获和存储——工业部门路线图”项目的协定，2010年2月25日签署。

伊朗国家石油公司/伊朗燃料节约公司

联合国工业发展组织与伊朗国家石油公司/伊朗燃料节约公司关于在伊朗伊斯兰共和国执行题为“主要部门的工业能效——预备性援助”项目的信托基金协定，2010年5月4日签署。

卡苏尔制革废弃物管理局

联合国工业发展组织与卡苏尔制革废弃物管理局关于在巴基斯坦旁遮普省卡苏尔建立一个灰皮去肉处理厂以萃取脂肪的联合声明，2010年5月5日签署。

Osec 瑞士企业网

联合国工业发展组织与 Osec 瑞士企业网关于执行题为“在科特迪瓦、加纳、尼日利亚和塞内加尔进行非洲投资者调查及合同分包与伙伴关系交换”项目的信托基金协定，2010年12月6日和10日签署。

南非农业研究院

联合国工业发展组织与南非农业研究院关于执行题为“训练培训师以促进南非新兴农产品加工区”项目的信托基金协定，2010年12月6日签署。

赞比亚电力供应有限公司

联合国工业发展组织与赞比亚电力供应有限公司关于在赞比亚执行题为“利用可再生能源为赞比亚孤立的小型电网发电——追加资金以建立一座小水电站作为西瓦·恩甘杜小型水电站小型电网的一部分”项目的信托基金协定，2010年5月27日和6月6日签署。

四. b. 其他实体 (ICHET)³

伊士麦大学

国际氢能技术中心代表联合国工业发展组织与伊士麦大学的谅解备忘录，2010 年 11 月 24 日和 29 日签署。

伊斯坦布尔技术大学

国际氢能技术中心代表联合国工业发展组织与伊斯坦布尔技术大学的谅解备忘录，2010 年 11 月 29 日签署。

中东科技大学及其他

国际氢能技术中心代表联合国工业发展组织与中东科技大学、叶迪特佩大学、阿塔图克大学、Teksis Ileri Teknoloji、Punto Muhendislik 和 Minova Teknoloji Elektronik Sanayi 关于执行题为“在土耳其开发三千瓦质子交换膜燃料电池类型燃料电池”项目的谅解备忘录，2010 年 6 月 10 日、11 日和 21 日签署。

尼代大学及其他

国际氢能技术中心代表联合国工业发展组织与尼代大学、Vestel Savunma Sanayi 和加齐大学关于执行题为“在土耳其开发热电联供系统”项目的谅解备忘录，2010 年 5 月 10 日、17 日、31 日和 6 月 1 日签署。

撒卡里亚大学

国际氢能技术中心代表联合国工业发展组织与撒卡里亚大学的谅解备忘录，2010 年 9 月 30 日签署。

Yildiz 技术大学

国际氢能技术中心代表联合国工业发展组织与 Yildiz 技术大学的谅解备忘录，2010 年 12 月 13 日签署。

³ 国际氢能技术中心代表工发组织与其他实体签署的协定。

附录 G

投资和技术促进办事处举办的国家推介专题介绍/研讨会

| 推介的国家/区域 | 地点 | 专题介绍次数 |
|------------|---|--------|
| 非洲区域 | 中国(2)、法国(11)、希腊(1)、意大利(7)、日本(6)、大韩民国(1) | 28 |
| 安哥拉 | 意大利(2)、大韩民国(1) | 3 |
| 阿根廷 | 意大利(1)、日本(1) | 2 |
| 亚美尼亚 | 比利时(3)、意大利(1)、俄罗斯联邦(1) | 5 |
| 亚洲区域 | 中国(1) | 1 |
| 阿塞拜疆 | 日本(1) | 1 |
| 孟加拉国 | 日本(2) | 2 |
| 白俄罗斯 | 俄罗斯联邦(1) | 1 |
| 巴西 | 法国(2) | 2 |
| 布隆迪 | 希腊(1) | 1 |
| 柬埔寨 | 日本(2) | 2 |
| 喀麦隆 | 意大利(3) | 3 |
| 佛得角 | 法国(1) | 1 |
| 智利 | 中国(1)、法国(2)、意大利(3) | 6 |
| 中国 | 法国(2)、大韩民国(1) | 3 |
| 刚果 | 大韩民国(1) | 1 |
| 科特迪瓦 | 意大利(1) | 1 |
| 克罗地亚 | 日本(2) | 2 |
| 捷克共和国 | 日本(3) | 3 |
| 多米尼加共和国 | 法国(1) | 1 |
| 埃及 | 法国(1)、意大利(4) | 5 |
| 埃塞俄比亚 | 意大利(2) | 2 |
| 加蓬 | 意大利(2) | 2 |
| 加纳 | 意大利(1)、大韩民国(1) | 2 |
| 印度 | 意大利(1)、日本(1) | 2 |
| 伊拉克 | 意大利(1) | 1 |
| 约旦 | 意大利(2) | 2 |
| 哈萨克斯坦 | 俄罗斯联邦(1) | 1 |
| 肯尼亚 | 意大利(2)、日本(1) | 3 |
| 吉尔吉斯斯坦 | 俄罗斯联邦(1) | 1 |
| 拉丁美洲和加勒比区域 | 法国(1) | 1 |
| 黎巴嫩 | 意大利(1) | 1 |
| 马里 | 法国(1) | 1 |
| 地中海区域 | 意大利(1) | 1 |
| 墨西哥 | 法国(4)、意大利(4) | 8 |
| 摩洛哥 | 意大利(5)、日本(1) | 6 |
| 莫桑比克 | 希腊(1)、意大利(2) | 3 |

| 推介的国家/区域 | 地点 | 专题介绍次数 |
|-------------|---------------|--------|
| 尼日利亚 | 大韩民国(2) | 2 |
| 巴基斯坦 | 意大利(1)、日本(1) | 2 |
| 巴勒斯坦 | 意大利(2) | 2 |
| 秘鲁 | 日本(2) | 2 |
| 菲律宾 | 中国(1) | 1 |
| 罗马尼亚 | 日本(1) | 1 |
| 卢旺达 | 希腊(1) | 1 |
| 塞内加尔 | 意大利(2) | 2 |
| 斯洛伐克 | 日本(1) | 1 |
| 斯里兰卡 | 日本(2) | 2 |
| 塔吉克斯坦 | 俄罗斯联邦(1) | 1 |
| 多哥 | 意大利(1) | 1 |
| 突尼斯 | 意大利(2)、突尼斯(1) | 3 |
| 土耳其 | 日本(3) | 3 |
| 乌干达 | 希腊(1)、意大利(1) | 2 |
| 坦桑尼亚联合共和国 | 希腊(1)、意大利(2) | 3 |
| 乌兹别克斯坦 | 日本(1) | 1 |
| 委内瑞拉玻利瓦尔共和国 | 日本(1) | 1 |
| 共计 | | 142 |

共计: 在 9 个国家举办了 142 场专题介绍/研讨会, 推介了 55 个国家/区域。

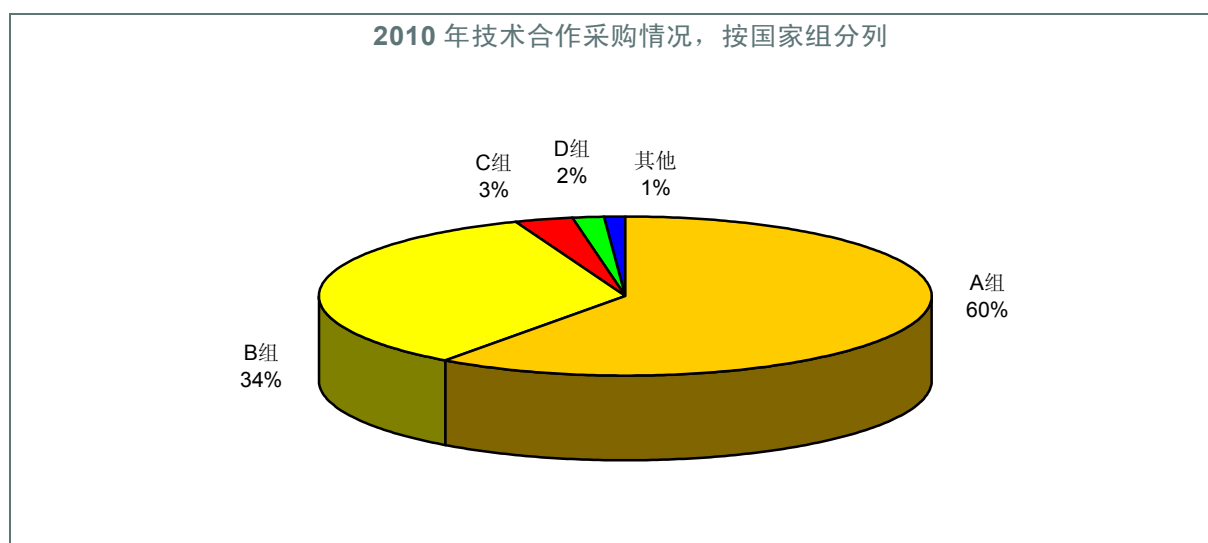
附录 H

采购

| 一. 设备、材料和用品采购 | | | |
|-------------------|--------|-------------------|------------|
| a. 技术合作 | 发出的订购单 | 等值美元 ^b | 欧元 |
| A组国家 ^a | 36 | 2,582,662 | 1,943,074 |
| B组国家 | 144 | 11,936,443 | 9,053,952 |
| C组国家 | 0 | 0 | 0 |
| D组国家 | 0 | 0 | 0 |
| 其他 | 6 | 756,133 | 566,164 |
| 共计 | 186 | 15,275,238 | 11,563,190 |
| | | | |
| b. 总部 | | | |
| 共计 | 65 | 3,127,860 | 2,369,284 |
| 采购共计 | 251 | 18,403,098 | 13,932,474 |
| | | | |
| 二. 服务和工程合同 | | | |
| a. 技术合作 | 授予的合同 | 等值美元 ^b | 欧元 |
| A组国家 ^a | 107 | 24,840,148 | 18,666,642 |
| B组国家 | 66 | 14,253,433 | 10,958,267 |
| C组国家 | 17 | 1,259,319 | 964,231 |
| D组国家 | 16 | 634,999 | 482,534 |
| 其他 | 5 | 502,312 | 404,183 |
| 共计 | 211 | 41,490,211 | 31,475,857 |
| | | | |
| b. 总部 | | | |
| 共计 | 112 | 14,066,205 | 10,531,702 |
| 合同共计 | 323 | 55,556,416 | 42,007,559 |
| 总计 | 574 | 73,959,514 | 55,940,033 |

^a 指《工发组织章程》附件一所列国家名单 (IDB.36/25)。

^b 按联合国月汇率计算。



附录 I
外地代表
(截至 2010 年 12 月 31 日)

| | IDO/ | | | | UND | HUO | FP** | NPO | JPO** | GS | 共计 |
|---------------|------|-----|------|----|-----|-----|------|-----|-------|----|----|
| | UR | DRO | SIDO | 其他 | | | | | | | |
| 非洲 | | | | | | | | | | | |
| 布基纳法索* | 0 | 0 | 0 | 0 | 0 | 1 | | 0 | 0 | 0 | 1 |
| 喀麦隆 | 1 | 0 | 0 | 0 | 0 | 0 | | 0 | 0 | 2 | 3 |
| 科特迪瓦 | 1 | 0 | 0 | 0 | 0 | 0 | | 0 | 0 | 2 | 3 |
| 刚果民主共和国 | 0 | 0 | 0 | 1 | 0 | 0 | | 0 | 0 | 0 | 1 |
| 厄立特里亚* | 0 | 0 | 0 | 0 | 0 | 0 | | 0 | 0 | 0 | 0 |
| 埃塞俄比亚 | 1 | 0 | 1 | 0 | 0 | 0 | | 1 | 0 | 2 | 5 |
| 加纳 | 1 | 0 | 0 | 0 | 0 | 0 | | 0 | 0 | 2 | 3 |
| 几内亚 | 1 | 0 | 0 | 0 | 0 | 0 | | 0 | 0 | 2 | 3 |
| 肯尼亚 | 1 | 0 | 1 | 0 | 0 | 0 | | 0 | 0 | 2 | 4 |
| 马达加斯加 | 1 | 0 | 0 | 0 | 0 | 0 | | 0 | 0 | 2 | 3 |
| 马里* | 0 | 0 | 0 | 0 | 0 | 0 | | 0 | 0 | 0 | 0 |
| 莫桑比克* | 0 | 0 | 0 | 0 | 0 | 1 | | 0 | 0 | 0 | 1 |
| 尼日利亚 | 1 | 0 | 2 | 0 | 0 | 0 | | 2 | 1 | 5 | 11 |
| 卢旺达* | 0 | 0 | 0 | 0 | 0 | 1 | | 0 | 0 | 0 | 1 |
| 塞内加尔 | 1 | 0 | 0 | 0 | 0 | 0 | | 0 | 0 | 2 | 3 |
| 塞拉利昂* | 0 | 0 | 0 | 0 | 0 | 1 | | 0 | 0 | 0 | 1 |
| 南非 | 1 | 0 | 1 | 0 | 0 | 0 | | 1 | 0 | 2 | 5 |
| 多哥* | 0 | 0 | 0 | 0 | 0 | 0 | | 0 | 0 | 0 | 0 |
| 乌干达* | 0 | 0 | 0 | 0 | 0 | 1 | | 0 | 0 | 0 | 1 |
| 坦桑尼亚联合共和国 | 1 | 0 | 0 | 0 | 0 | 0 | | 0 | 1 | 2 | 4 |
| 津巴布韦* | 0 | 0 | 0 | 0 | 0 | 1 | | 0 | 0 | 0 | 1 |
| 共计 | 11 | 0 | 5 | 1 | 0 | 6 | 0 | 4 | 2 | 25 | 54 |
| 阿拉伯国家 | | | | | | | | | | | |
| 阿尔及利亚 | 1 | 0 | 0 | 0 | 0 | 0 | | 0 | 0 | 2 | 3 |
| 埃及 | 0 | 0 | 1 | 0 | 0 | 0 | | 0 | 1 | 2 | 4 |
| 约旦* | 0 | 0 | 0 | 1 | 0 | 1 | | 0 | 0 | 0 | 2 |
| 黎巴嫩 | 1 | 0 | 0 | 0 | 0 | 0 | | 0 | 0 | 3 | 4 |
| 摩洛哥 | 1 | 0 | 0 | 0 | 0 | 0 | | 0 | 0 | 1 | 2 |
| 苏丹 | 1 | 0 | 0 | 0 | 0 | 0 | | 0 | 0 | 2 | 3 |
| 突尼斯 | 1 | 0 | 0 | 0 | 0 | 0 | | 0 | 0 | 0 | 1 |
| 共计 | 5 | 0 | 1 | 1 | 0 | 1 | 0 | 0 | 1 | 10 | 19 |
| 亚洲和太平洋 | | | | | | | | | | | |
| 阿富汗* | 0 | 0 | 0 | 0 | 0 | 1 | | 0 | 0 | 0 | 1 |
| 孟加拉国* | 0 | 0 | 0 | 0 | 0 | 1 | | 0 | 0 | 0 | 1 |
| 柬埔寨* | 0 | 0 | 0 | 0 | 0 | 1 | | 0 | 0 | 0 | 1 |
| 中国 | 1 | 0 | 2 | 0 | 0 | 0 | | 1 | 0 | 3 | 7 |
| 印度 | 1 | 0 | 2 | 0 | 0 | 0 | | 0 | 1 | 3 | 7 |
| 印度尼西亚 | 1 | 0 | 0 | 0 | 0 | 0 | | 0 | 0 | 2 | 3 |
| 伊朗伊斯兰共和国 | 1 | 0 | 0 | 0 | 0 | 0 | | 0 | 0 | 1 | 2 |

| | IDO/ | | | | UND | HUO | FP** | NPO | JPO** | GS | 共计 |
|-----------------|------|-----|------|----|-----|-----|------|-----|-------|----|-----|
| | UR | DRO | SIDO | 其他 | | | | | | | |
| 老挝人民民主共和国* | 0 | 0 | 0 | 0 | 0 | 0 | | 0 | 0 | 0 | 0 |
| 巴基斯坦 | 1 | 0 | 0 | 0 | 0 | 0 | | 0 | 0 | 2 | 3 |
| 菲律宾 | 1 | 0 | 0 | 0 | 0 | 0 | | 0 | 0 | 1 | 2 |
| 斯里兰卡* | 0 | 0 | 0 | 0 | 0 | 0 | | 0 | 0 | 0 | 0 |
| 泰国 | 0 | 0 | 1 | 1 | 0 | 0 | | 1 | 0 | 1 | 4 |
| 越南 | 0 | 0 | 0 | 0 | 0 | 0 | | 1 | 0 | 2 | 3 |
| 共计 | 6 | 0 | 5 | 1 | 0 | 3 | 0 | 3 | 1 | 15 | 34 |
| 欧洲和新独立国家 | | | | | | | | | | | |
| 亚美尼亚* | 0 | 0 | 0 | 0 | 0 | 1 | | 0 | 0 | 0 | 1 |
| 吉尔吉斯斯坦* | 0 | 0 | 0 | 0 | 0 | 1 | | 0 | 0 | 0 | 1 |
| 俄罗斯联邦* | 0 | 0 | 0 | 0 | 0 | 0 | | 0 | 0 | 0 | 0 |
| 土耳其* | 0 | 0 | 0 | 0 | 1 | 0 | | 0 | 0 | 2 | 3 |
| 乌克兰* | 0 | 0 | 0 | 0 | 0 | 0 | | 0 | 0 | 0 | 0 |
| 共计 | 0 | 0 | 0 | 0 | 1 | 2 | 0 | 0 | 0 | 2 | 5 |
| 拉丁美洲和加勒比 | | | | | | | | | | | |
| 阿根廷* | 0 | 0 | 0 | 0 | 0 | 0 | | 0 | 0 | 1 | 1 |
| 多民族玻利维亚国* | 0 | 0 | 0 | 0 | 0 | 1 | | 0 | 0 | 0 | 1 |
| 巴西 | 1 | 0 | 0 | 0 | 0 | 0 | | 0 | 0 | 0 | 1 |
| 哥伦比亚 | 1 | 0 | 1 | 0 | 0 | 0 | | 0 | 0 | 3 | 5 |
| 古巴* | 0 | 0 | 0 | 0 | 0 | 0 | | 0 | 0 | 0 | 0 |
| 厄瓜多尔* | 0 | 0 | 0 | 0 | 0 | 1 | | 0 | 0 | 0 | 1 |
| 墨西哥 | 0 | 1 | 2 | 0 | 0 | 0 | | 1 | 0 | 2 | 6 |
| 尼加拉瓜* | 0 | 0 | 0 | 0 | 0 | 1 | | 0 | 0 | 0 | 1 |
| 乌拉圭 | 1 | 0 | 0 | 0 | 0 | 0 | | 1 | 1 | 2 | 5 |
| 共计 | 3 | 1 | 3 | 0 | 0 | 3 | 0 | 2 | 1 | 8 | 21 |
| 总计 | 25 | 1 | 14 | 3 | 1 | 15 | 0 | 9 | 5 | 60 | 133 |

* 本组织未设国别或区域办事处但通过工发组织服务台或联络点而设有外地办公点的国家。

** 五名工发组织本国联络点人员不属于正式员工，未计入附录 J 表 1 的外地工作人员人数。

| | |
|------|--------------|
| UR | 工发组织代表 |
| DRO | 工发组织区域办事处负责人 |
| IDO | 工业发展干事 |
| SIDO | 高级工业发展干事 |
| UND | 工发组织本国主任 |
| HUO | 工发组织业务负责人 |
| FP | 工发组织本国联络点 |
| NPO | 本国方案干事 |
| JPO | 初级专业人员 |
| GS | 一般事务人员 |

附录 J

秘书处构成情况和与人事有关的资料

表 1

2010 年 12 月 31 日工发组织总部和其他常设办事处工作人员的构成情况

| 职等 | 总部 | | | 布鲁塞尔/ 日内瓦/纽约 | | | 外地 | | | 投资和技术 促进办事处 | | | 共计 | | | | |
|------|-----|-----|-----|-----------------|---|----|----|----|-----|----------------|----|----|-----|----|-----|----|-----|
| | 女 | 男 | 小计 | 女 | 男 | 小计 | 女 | 男 | 小计 | 女 | 男 | 小计 | 女 | % | 男 | % | 共计 |
| D-2 | 1 | 4 | 5 | | | | 1 | 1 | | | | | 1 | | 5 | | 6 |
| D-1 | 7 | 15 | 22 | | 2 | 2 | 1 | 8 | 9 | 1 | 2 | 3 | 9 | | 27 | | 36 |
| 小计 | 8 | 19 | 27 | 0 | 2 | 2 | 1 | 9 | 10 | 1 | 2 | 3 | 10 | 24 | 32 | 76 | 42 |
| P-5 | 7 | 44 | 51 | | | | 4 | 15 | 19 | | 1 | 1 | 11 | | 60 | | 71 |
| P-4 | 14 | 42 | 56 | | 1 | 1 | 2 | 5 | 7 | | 1 | 1 | 16 | | 49 | | 65 |
| P-3 | 24 | 38 | 62 | | | | 3 | 4 | 7 | 1 | 2 | 3 | 28 | | 44 | | 72 |
| P-2 | 8 | 5 | 13 | | | | | | | 1 | 1 | 2 | 9 | | 6 | | 15 |
| P-1 | 7 | 3 | 10 | | | | | | | | 1 | 1 | 7 | | 4 | | 11 |
| 小计 | 60 | 132 | 192 | 0 | 1 | 1 | 9 | 24 | 33 | 2 | 6 | 8 | 71 | 30 | 163 | 70 | 234 |
| 共计 | 68 | 151 | 219 | 0 | 3 | 3 | 10 | 33 | 43 | 3 | 8 | 11 | 81 | 29 | 195 | 71 | 276 |
| 本国干事 | | | | | | | 4 | 21 | 25 | 5 | 4 | 9 | 9 | 26 | 25 | 74 | 34 |
| G-7 | 4 | 1 | 5 | | | | | | | | | | 4 | | 1 | | 5 |
| G-6 | 62 | 17 | 79 | | | | 6 | 2 | 8 | | | | 68 | | 19 | | 87 |
| G-5 | 72 | 41 | 113 | 1 | | 1 | 17 | 4 | 21 | 2 | | 2 | 92 | | 45 | | 137 |
| G-4 | 42 | 48 | 90 | 1 | | 1 | 5 | 1 | 6 | | | | 48 | | 49 | | 97 |
| G-3 | 3 | 22 | 25 | | 1 | 1 | 1 | 17 | 18 | 1 | | 1 | 5 | | 40 | | 45 |
| G-2 | 1 | 15 | 16 | | | | | 7 | 7 | 1 | 3 | 4 | 2 | | 25 | | 27 |
| G-1 | | | | | | | | | | | 1 | 1 | | | 1 | | 1 |
| 共计 | 184 | 144 | 328 | 2 | 1 | 3 | 29 | 31 | 60 | 4 | 4 | 8 | 219 | 55 | 180 | 45 | 399 |
| 总计 | 252 | 295 | 547 | 2 | 4 | 6 | 43 | 85 | 128 | 12 | 16 | 28 | 309 | 44 | 400 | 56 | 709 |

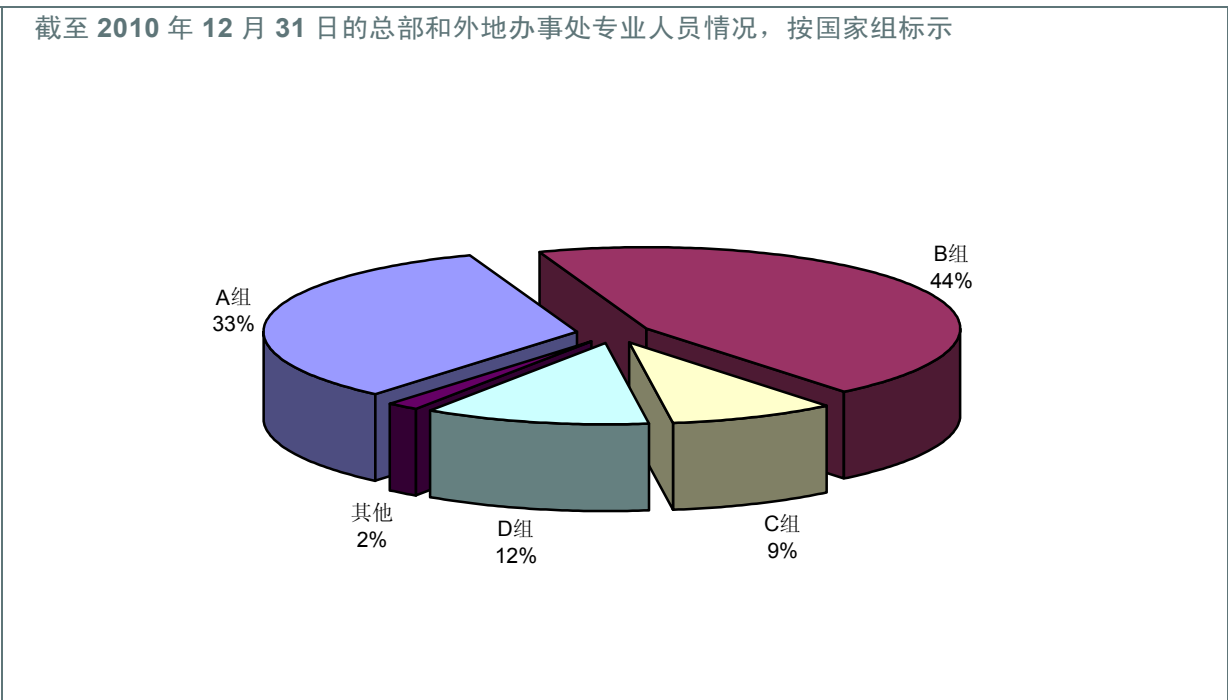


表 2
2010 年期间新的任用情况，按职类和性别分列

| 专业人员 | | 一般事务人员 | | |
|------|-----|--------|-----|-----|
| 女 | 男 | 女 | 男 | 男 |
| 5 | 17 | 14 | 16 | 16 |
| 23% | 77% | 47% | 53% | 53% |
| 22 | | 30 | | |
| 52 | | | | |

表 3
2010 年期间的晋升情况

| 专业人员 | | 一般事务人员 | | |
|------|-----|--------|-----|-----|
| 女 | 男 | 女 | 男 | 男 |
| 6 | 12 | 12 | 13 | 13 |
| 33% | 67% | 48% | 52% | 52% |
| 18 | | 25 | | |
| 43 | | | | |

附录 K

工作人员发展 2010 年举办的课程

| 方案类别 | 课程数 | 参加者 人数 | 学员 小时数 |
|-----------------------------------|-----|-----------|-----------|
| 一. 情况简介 | | | |
| 情况简介方案（总部工作人员），第一部分，（维也纳国际中心共同事务） | 4 | 54 | 378 |
| 情况简介方案（总部工作人员），第二部分，（工发组织工作方案） | 1 | 20 | 140 |
| 小计 | 5 | 74 | 518 |
| 二. 行政和管理发展 | | | |
| 理事会务虚会 | 1 | 41 | 861 |
| 专业人员发展方案 | 1 | 24 | 504 |
| 变革管理（外部） | 1 | 7 | 245 |
| 全球工发组织代表务虚会 | 1 | 50 | 1,750 |
| 威尔顿庄园会议（外部） | 1 | 1 | 28 |
| 小计 | 5 | 123 | 3,388 |
| 三. 提高技术能力 | | | |
| 专业化技术培训（外部） | 25 | 53 | 1,211 |
| 司级/处级务虚会 | 5 | 75 | 973 |
| 碳市场讲习班 | 1 | 17 | 238 |
| 甲酸甲酯技术讲习班 | 1 | 16 | 32 |
| 可行性分析和报告计算机模型培训 | 1 | 13 | 156 |
| 逻辑框架法讲习班 | 1 | 30 | 420 |
| 按成果管理和逻辑框架法介绍 | 1 | 19 | 266 |
| 国际航空运输协会（IATA）关税培训 | 1 | 5 | 35 |
| 国际公共部门会计准则 | 1 | 11 | 385 |
| 国际公共部门会计准则（电子学习课程） | 7 | 47 | 94 |
| 采购程序 | 4 | 20 | 60 |
| 采购在线测试 | 1 | 75 | 225 |
| 工发组织公文往来准则 | 4 | 20 | 60 |
| 起草技能（记笔记、写议事录、写办公室间备忘录） | 7 | 51 | 153 |
| 小计 | 60 | 452 | 4,308 |
| 四. 信息技术培训 | | | |
| MS Excel（数据库与报告） | 4 | 26 | 364 |
| MS PowerPoint | 2 | 8 | 56 |
| MS Outlook | 2 | 18 | 126 |
| MS Word | 1 | 8 | 56 |
| 台式出版 | 1 | 11 | 154 |
| MS Visio | 1 | 8 | 112 |
| MS Access（数据库与报告，外部） | 1 | 1 | 3 |
| 信息和通信技术设施 | 13 | 66 | 198 |
| Agresso 5.5（外部） | 1 | 4 | 112 |
| Scalix 管理（外部） | 2 | 3 | 105 |
| 信息系统安全认证专业人员训练中心（外部） | 1 | 1 | 35 |
| 小计 | 29 | 154 | 1,321 |

| 方案类别 | 课程数 | 参加者 人数 | 学员 小时数 |
|--------------------------|-----|-----------|-----------|
| 五. 语言培训 (外部) | 26 | 110 | 5,280 |
| 小计 | 26 | 110 | 5,280 |
| 六. 提高一般能力 | | | |
| 跨文化交流 | 1 | 18 | 252 |
| 工发组织内正式与非正式解决冲突 | 4 | 57 | 114 |
| 高级秘书/高级个人助理专业发展方案 (后续行动) | 1 | 12 | 168 |
| 将性别问题纳入主流讲习班 | 11 | 243 | 972 |
| 小计 | 17 | 330 | 1,506 |
| 七. 工作与生活的平衡 | | | |
| 在面对压力与变动时管理自己和他人 | 1 | 9 | 126 |
| 时间管理、精神压力调控、情绪智力 | 3 | 18 | 252 |
| 小计 | 4 | 27 | 378 |
| 八. 工作人员福利 | | | |
| 外地基本安全培训 (电子学习课程) | 1 | 23 | 69 |
| 外地高等级安全培训 (电子学习课程) | 1 | 13 | 39 |
| 小计 | 2 | 36 | 108 |
| 总计 | 148 | 1,306 | 16,807 |

附录 L

工业统计

| 标题 | 说明 |
|--|---|
| 《2010 年国际工业统计年鉴》(ISBN 978 1 84980 089 1) | 这是工发组织的一本年刊(联合出版商: Edward Elgar 出版公司, 联合王国切尔滕纳姆), 就制造业的水平、增长和结构提供世界性的统计数字, 并为对制造业活动进行详细的国际比较提供便利。 |
| 《2010 年世界采矿与公用事业统计》 | 关于采矿与公用事业统计数字的首个国际出版物, 包含来自原油、天然气以及电力生产和分配等能源生产部门的数据。该出版物载列的主要经济指标述及这些部门的结构及其对国内生产总值的贡献。 |
| 工发组织国际工业标准分类 4 位数级工业统计数据库(修订版 2 和 3) INDSTAT4, 2010 年版 | CD-ROM 光盘形式的统计产品, 该产品含有国际工业标准分类最详细级的关键工业统计数字, 由 128 个制造业部门构成, 辅之以方便用户的界面以便进行元数据参考、数据检索、输出和操作。关于概要介绍, 请查询工发组织网站 www.unido.org/statistics 。 |
| 工发组织国际工业标准分类 2 位数级工业统计数据库(修订版 3) INDSTAT2, 2010 年版 | CD-ROM 光盘形式的第二版工业统计数据库。该数据库是一个独特的统计产品, 按单一分类编码对 161 个国家 1963 至 2008 年期间的历史工业数据系列进行了编列。它提供关于商业结构的长期国际可比统计数字。可查阅 www.unido.org/statistics 。 |
| 工发组织国际工业标准分类 4 位数级工业供求平衡数据库, 2010 年版 | CD-ROM 光盘版的工发组织工业供求平衡数据库含有国际工业标准分类最详细级的关于生产、对外贸易和表面国内消费的数据, 由 128 个制造业部门构成, 辅之以方便用户的界面以便进行元数据参考、数据检索、输出和操作。关于概要介绍, 请查询工发组织网站 www.unido.org/statistics 。 |
| 《国别统计简报》——2010 年更新 | 与各自区域和全世界相比较的国别数据网上出版物, 可查阅 www.unido.org/statistics 。 |

附录 M

技术合作活动清单

导言

工发组织技术合作活动清单的目的是为了方便各成员国的代表不仅在决策机构开会讨论时而且在整个年度内与秘书处进行协商时用作概览和参考。

本附录将各种活动分为三大类：**(A)**关于综合方案、国别服务框架和国别方案的综合说明、**(B)**蒙特利尔议定书项目以及**(C)**在综合方案、国别服务框架和国别方案外核准的其他项目。

本附录提供了每一类活动的基本数据，如方案/项目名称、核准日期、综合方案/国别服务框架/国别方案的计划数字、拨款/预算和执行总额。方案和项目名称用有关国家政府和工发组织核准时的原语文列在受援国/地区/领土项下。每个预算数字反映的是截至 2010 年 12 月 31 日该方案或项目可得的实际拨款总额，而不是报告年度内的预算。执行额是指截至 2010 年 12 月 31 日发生的支出和承付款总额。所有数额都用美元表示。

除 A 节以外，对项目根据其在每个国家内的项目号作了分类。本附录还列出了各区域、全球和区域间项目。多种经费渠道的项目因为同一项目有不同的经费来源，在列出时标明了各自的多渠道项目号、项目名称和不同经费来源的总金额。对于一揽子项目，例如捐助方供资涉及不同项目的，则仅列出单个项目。对蒙特利尔议定书项目和已核准的其他项目按项目状况细分，从而将各项目按其是已在 2010 年内完成还是截至 2010 年 12 月 31 日正在实施进行分组。

List of technical cooperation activities

| Country/area/territory | Page | Country/area/territory | Page |
|--|-------------|---|-------------|
| A. INTEGRATED PROGRAMMES, COUNTRY SERVICE FRAMEWORKS AND COUNTRY PROGRAMMES | 47 | MYANMAR | 63 |
| B. MONTREAL PROTOCOL PROJECTS | 51 | NICARAGUA | 63 |
| ALBANIA | 51 | NIGER | 63 |
| ALGERIA | 51 | OMAN | 63 |
| ARGENTINA | 52 | PAKISTAN | 64 |
| ARMENIA | 52 | PHILIPPINES | 65 |
| BAHRAIN | 52 | QATAR | 65 |
| BENIN | 53 | ROMANIA | 65 |
| BOSNIA AND HERZEGOVINA | 53 | SAO TOME AND PRINCIPE | 66 |
| BRAZIL | 53 | SAUDI ARABIA | 66 |
| BURKINA FASO | 53 | SENEGAL | 66 |
| BURUNDI | 53 | SERBIA | 67 |
| CAMBODIA | 53 | SOMALIA | 67 |
| CAMEROON | 54 | SOUTH AFRICA | 67 |
| CHAD | 54 | SUDAN | 68 |
| CHILE | 54 | SYRIAN ARAB REPUBLIC | 68 |
| COLOMBIA | 54 | THE FORMER YUGOSLAV REPUBLIC OF MACEDONIA | 69 |
| CONGO | 54 | TOGO | 69 |
| CÔTE D'IVOIRE | 54 | TUNISIA | 70 |
| CROATIA | 55 | TURKEY | 70 |
| CUBA | 55 | TURKMENISTAN | 70 |
| DEMOCRATIC PEOPLE'S REPUBLIC OF KOREA | 55 | URUGUAY | 71 |
| DOMINICAN REPUBLIC | 56 | VENEZUELA (BOLIVARIAN REPUBLIC OF) ... | 71 |
| ECUADOR | 56 | YEMEN | 71 |
| EGYPT | 56 | ZAMBIA | 72 |
| ERITREA | 57 | ZIMBABWE | 72 |
| ETHIOPIA | 57 | AFRICA REGION | 72 |
| GABON | 57 | ARAB REGION | 72 |
| GEORGIA | 57 | EUROPE AND THE CIS REGION | 72 |
| GUATEMALA | 58 | C. OTHER PROJECTS | 72 |
| GUINEA | 58 | ALBANIA | 72 |
| HONDURAS | 58 | ALGERIA | 73 |
| IRAN (ISLAMIC REPUBLIC OF) | 58 | ANGOLA | 73 |
| IRAQ | 59 | ARGENTINA | 73 |
| JORDAN | 59 | ARMENIA | 73 |
| KENYA | 59 | AZERBAIJAN | 74 |
| KUWAIT | 60 | BELARUS | 74 |
| KYRGYZSTAN | 60 | BELIZE | 74 |
| LEBANON | 60 | BHUTAN | 74 |
| LIBYAN ARAB JAMAHIRIYA | 60 | BOLIVIA (PLURINATIONAL STATE OF) | 75 |
| MADAGASCAR | 61 | BOSNIA AND HERZEGOVINA | 75 |
| MALAWI | 61 | BOTSWANA | 75 |
| MEXICO | 61 | BRAZIL | 75 |
| MONTENEGRO | 62 | BULGARIA | 75 |
| MOROCCO | 62 | BURKINA FASO | 76 |
| MOZAMBIQUE | 63 | BURUNDI | 76 |
| | | CAMEROON | 76 |
| | | CAPE VERDE | 76 |

| | | | |
|--|----|--|-----|
| CHAD | 76 | SOUTH AFRICA..... | 93 |
| CHINA | 76 | SUDAN | 93 |
| COLOMBIA | 77 | SWAZILAND | 93 |
| COMOROS | 77 | SYRIAN ARAB REPUBLIC | 93 |
| CÔTE D'IVOIRE | 77 | THAILAND | 93 |
| CROATIA..... | 77 | THE FORMER YUGOSLAV REPUBLIC OF | |
| CUBA..... | 78 | MACEDONIA..... | 94 |
| DEMOCRATIC REPUBLIC OF THE CONGO | 78 | TIMOR-LESTE | 94 |
| DJIBOUTI..... | 78 | TRINIDAD AND TOBAGO | 95 |
| ECUADOR..... | 78 | TURKEY..... | 95 |
| EGYPT | 78 | UGANDA..... | 95 |
| EL SALVADOR..... | 79 | UKRAINE | 96 |
| ERITREA | 79 | URUGUAY | 96 |
| ETHIOPIA..... | 79 | VENEZUELA (BOLIVARIAN REPUBLIC OF) ... | 96 |
| GHANA..... | 79 | ZAMBIA | 96 |
| GRENADA..... | 79 | AFRICA REGION | 97 |
| GUATEMALA | 80 | ARAB REGION | 101 |
| GUINEA..... | 80 | ASIA AND THE PACIFIC REGION | 102 |
| HAITI..... | 80 | EUROPE AND THE NIS REGION | 103 |
| HONDURAS | 81 | LATIN AMERICA AND THE CARIBBEAN | |
| INDIA | 81 | REGION..... | 104 |
| IRAN (ISLAMIC REPUBLIC OF)..... | 81 | GLOBAL..... | 106 |
| IRAQ..... | 81 | INTERREGIONAL | 111 |
| JAMAICA | 82 | | |
| JORDAN | 83 | | |
| KENYA | 83 | | |
| KYRGYZSTAN..... | 83 | | |
| LEBANON | 83 | | |
| LESOTHO | 83 | | |
| LIBERIA | 84 | | |
| LIBYAN ARAB JAMAHIRIYA | 84 | | |
| MADAGASCAR..... | 84 | | |
| MALAWI | 84 | | |
| MALAYSIA | 85 | | |
| MALDIVES..... | 85 | | |
| MALI..... | 85 | | |
| MEXICO | 85 | | |
| MONGOLIA | 86 | | |
| MONTENEGRO..... | 86 | | |
| MOROCCO | 86 | | |
| MOZAMBIQUE..... | 87 | | |
| MYANMAR | 87 | | |
| NAMIBIA | 87 | | |
| NEPAL | 87 | | |
| NICARAGUA | 88 | | |
| PAKISTAN | 88 | | |
| PANAMA | 88 | | |
| PARAGUAY..... | 89 | | |
| PERU..... | 89 | | |
| PHILIPPINES..... | 89 | | |
| REPUBLIC OF MOLDOVA..... | 90 | | |
| ROMANIA | 90 | | |
| RUSSIAN FEDERATION | 90 | | |
| RWANDA..... | 91 | | |
| SENEGAL..... | 92 | | |
| SERBIA..... | 92 | | |
| SIERRA LEONE | 92 | | |

Source of funds codes

| | | | |
|----|---|---------|--|
| DG | UNDP government execution | CAMI | Conference of African Ministers of Industry |
| DP | UNDP core funds | CCA | common country assessment |
| DU | UNIDO as associated agency | CEE | Central and Eastern Europe |
| DZ | UNDP trust funds | CEI | Central European Initiative |
| EE | European Community-financed (euro-based) | CEITS | countries with economies in transition |
| EG | UNDP Global Environment Fund | CENAME | Centro Nacional de Metrología de Guatemala |
| FB | United Nations funds excluding UNDP | CFC | chlorofluorocarbon |
| FC | Common Fund for Commodities | CO2 | carbon dioxide |
| FI | United Nations Fund for International Partnership | COMFAR | Computer Model for Feasibility Analysis and Reporting |
| FM | Spanish MDG Achievement Fund | CP | cleaner production |
| GF | Global Environment Facility | CSR | corporate social responsibility |
| GN | Global Environment Facility (UNDP) | CTC | carbon tetrachloride |
| GP | Global Environment Facility (UNEP) | DAO | delivering as one |
| IE | co-financed IPS activities (euro-based) | EC | European Commission |
| IP | co-financed IPS activities | ECDC | economic cooperation among development countries |
| MP | Montreal Protocol | ECO | Economic Cooperation Organization |
| SE | self-financed trust funds (financed by recipient, euro-based) | ECOWAS | Economic Community of West African States |
| SF | self-financed trust funds (financed by recipient) | EIF | enhanced integrated framework |
| TE | third-party trust funds (euro-based) | ESEA | East and South-East Asia |
| TF | third-party trust funds | EST | environmentally-sound technology |
| TN | UNIDO international industrial cooperation centres (non-convertible) | ETRACE | Egyptian Traceability Centre for Agro-Industrial Exports |
| UE | Industrial Development Fund/special purpose (convertible, euro-based) | EU | European Union |
| UF | Industrial Development Fund/general purpose (convertible, euro-based) | EURASEC | Eurasian Economic Community |
| US | Industrial Development Fund/special purpose (convertible) | FAO | Food and Agriculture Organization of the United Nations |
| XP | UNIDO regular budget/Regular Programme for Technical Cooperation | GCC | Gulf Cooperation Council |
| YA | Special resources for Africa/IDDA supplementary | GEF | Global Environment Facility |
| | | GHG | greenhouse gas |
| | | GRULAC | Group of Latin American and Caribbean States |
| | | GSO | Standardization Organization for GCC |
| | | HCFC | hydrochlorofluorocarbon |
| | | HFC | hydrofluorocarbon |
| | | ICS | International Centre for Science and High Technology |
| | | ICT | information and communication technology |
| | | ILO | International Labour Organization |
| | | IP | integrated programme |
| | | ISO | International Organization for Standardization |
| | | IT | information technology |
| | | ITPO | Investment and Technology Promotion Office |
| | | LAC | Latin America and the Caribbean |
| | | LCD | liquefied carbon dioxide |

Abbreviations

| | |
|-------|--|
| ACP | African, Caribbean and Pacific Group of States |
| ADI | Agro-industries Development Initiative |
| AFROC | African Fund for Replacement of Chillers |
| AGECC | Advisory Group on Energy and Climate Change |
| AID | Africa Industrialization Day |
| ASEAN | Association of Southeast Asian Nations |
| BAT | best available technique |
| BEP | best environmental practice |

| | | | |
|----------|--|--------|--|
| LDC | least developed country | SPX | Subcontracting and Partnership Exchange |
| MB | methyl bromide | TCA | trichloroethane |
| MBR | methyl bromide | TCB | trade capacity-building |
| MDG | Millennium Development Goal | TCDC | technical cooperation among developing countries |
| MDI | metered dose inhalers | TICAD | Tokyo International Conference on African Development |
| ME | Ministry of Economy | WED | women entrepreneurship development |
| MEA | former Multilateral Environmental Agreements Branch of UNIDO | WTO | World Trade Organization |
| MOFA | Ministry of Foreign Affairs | UEMOA | Union Economique et Monétaire Ouest Africaine |
| MRU | Mano River Union | UK | United Kingdom |
| NGO | non-governmental organization | UN | United Nations |
| NIS | Newly Independent State | UNDAF | United Nations Development Assistance Framework |
| NPP | national phase-out plan | UNDP | United Nations Development Programme |
| ODS | ozone-depleting substance | UNEP | United Nations Environment Programme |
| OTC | obstacle technique au commerce | UNESCO | United Nations Educational, Scientific and Cultural Organization |
| PCB | polychlorinated biphenyls | YED | youth entrepreneurship development |
| PMD-C | programa multisectorial de desnutrición cero | | |
| PPG | project preparation grant | | |
| POP | persistent organic pollutant | | |
| PU | polyurethane | | |
| REACH | registration, evaluation and authorization of chemicals | | |
| RECP | resource efficient and cleaner production | | |
| RMP | refrigerant management plan | | |
| SAICM | Strategic Approach to International Chemicals Management | | |
| SEE | South-East Europe | | |
| SEMARNAT | Ministry of Environment of Mexico | | |
| SME | small and medium enterprise | | |
| SMTQ | standards, metrology, testing and quality | | |
| SPS | mesure sanitaire et phytosanitaire | | |
| SPV | solar photovoltaic | | |

Project Number Structure

Source of funds/Country code/Year/ Assigned sequential case number

| Programme title | Approval date | Current planning figure | Total allotment | Total delivery |
|--|---------------|-------------------------|-----------------|----------------|
| A. INTEGRATED PROGRAMMES, COUNTRY SERVICE FRAMEWORKS AND COUNTRY PROGRAMMES | | | | |
| Ongoing | | | | |
| AFGHANISTAN | | | | |
| UNIDO SUPPORT TO UNDAF 2010-2013 – GOVERNANCE, RURAL LIVELIHOODS, AND BASIC SERVICES | 09/06 | 24,594,148 | 156,071 | 58,100 |
| BANGLADESH | | | | |
| ENHANCING PRODUCTIVITY AND IMPROVING INTERNATIONAL COMPETITIVENESS OF POTENTIAL INDUSTRY (SUB)SECTORS | 05/08 | 35,958,766 | 17,927,992 | 15,776,882 |
| CAMBODIA | | | | |
| POVERTY REDUCTION THROUGH THE SUPPORT OF BROAD-BASED SUSTAINABLE ECONOMIC GROWTH, AND THE PROMOTION OF OPPORTUNITIES FOR THE POOR | 07/11 | 7,436,701 | 3,080,194 | 2,708,856 |
| CHINA | | | | |
| COUNTRY PROGRAMME, 2008-2010* | 07/11 | 75,449,031 | 65,747,437 | 51,339,228 |
| COLOMBIA, PHASE II | | | | |
| INTEGRATED PROGRAMME FOR UPGRADING OF PRODUCTION AND PROMOTION OF MICRO, SMALL AND MEDIUM ENTERPRISES OF COLOMBIA | 08/07 | 3,673,577 | 416,644 | 398,364 |
| CONGO | | | | |
| PROGRAMME INTEGRE DE RELANCE INDUSTRIELLE POST-CONFLIT POUR LA REPUBLIQUE DU CONGO | 07/10 | 6,778,724** | 1,688,535 | 1,231,177 |
| CUBA, PHASE II | | | | |
| INTEGRATED PROGRAMME TO CONTRIBUTE TO THE SUSTAINABLE DEVELOPMENT OF PRIORITY INDUSTRIAL SECTORS SUPPORTING THE COMPETITIVENESS OF THE TOURISM INDUSTRY IN CUBA | 05/05 | 4,628,075 | 3,173,378 | 3,106,324 |
| EGYPT | | | | |
| UNIDO COUNTRY SERVICE FRAMEWORK FOR THE ARAB REPUBLIC OF EGYPT | 06/11 | 17,037,389 | 10,410,413 | 9,894,991 |
| EL SALVADOR | | | | |
| PROMOTION OF THE COMPETITIVENESS OF AGRO-INDUSTRIES IN EL SALVADOR | 08/10 | 1,959,000 | 0 | 0 |
| ETHIOPIA, PHASE II | | | | |
| INTEGRATED PROGRAMME FOR PRIVATE SECTOR DEVELOPMENT AND ENHANCED COMPETITIVENESS WITH SPECIAL EMPHASIS ON TEXTILE AND GARMENTS, LEATHER AND LEATHER PRODUCTS AND FOOD PROCESSING | 04/07 | 13,042,828 | 8,430,091 | 6,978,030 |
| GAMBIA | | | | |
| THE GAMBIA COUNTRY PROGRAMME 2010-2013 – TOWARDS GROWTH AND INDUSTRIAL DEVELOPMENT | 09/11 | 5,163,811 | 372,719 | 135,504 |

* Includes Montreal Protocol projects.

** The budget according to the approved/signed programme document is in euro. However for reporting purposes the budget was converted from euro to US dollar at the United Nations rate of exchange at the month of approval/signature.

| Programme title | Approval date | Current planning figure | Total allotment | Total delivery |
|---|---------------|-------------------------|-----------------|----------------|
| GHANA, PHASE II INTEGRATED PROGRAMME FOR POVERTY REDUCTION AND COMPETITIVENESS | 04/08 | 4,295,770 | 5,503,487 | 4,552,543 |
| GUATEMALA, PHASE II HACIA UN DESARROLLO INDUSTRIAL INCLUSIVO, SUSTENTABLE Y COMPETITIVO ENFOCADO EN LA AGROINDUSTRIA RURAL DE GUATEMALA | 09/12 | 13,242,771* | 0 | 0 |
| INDIA COUNTRY PROGRAMME OF TECHNICAL COOPERATION IN INDIA 2008-2012 – TOWARDS INCLUSIVE GROWTH: STRENGTHENING THE COMPETITIVENESS AND PRODUCTIVITY OF INDUSTRIAL ENTERPRISES** | 08/05 | 46,096,245 | 32,208,739 | 13,501,321 |
| INDONESIA COUNTRY PROGRAMME FOR THE REPUBLIC OF INDONESIA, 2009-2013** | 09/05 | 24,229,666 | 1,905,897 | 1,249,803 |
| KENYA, PHASE I INTEGRATED INDUSTRIAL DEVELOPMENT PROGRAMME | 02/09 | 4,014,500 | 1,736,745 | 1,719,387 |
| KENYA, PHASE II BUILDING CAPACITIES FOR COMPETITIVE INDUSTRIAL DEVELOPMENT IN KENYA | 08/12 | 7,974,895* | 726,198 | 603,277 |
| LAO PEOPLE'S DEMOCRATIC REPUBLIC, PHASE II IMPLEMENTING THE MEDIUM-TERM STRATEGY AND ACTION PLAN FOR SUSTAINABLE INDUSTRIAL DEVELOPMENT | 04/05 | 6,764,780 | 2,752,979 | 2,678,812 |
| MONGOLIA CONTRIBUTING TO POVERTY REDUCTION THROUGH THE DEVELOPMENT OF A COMPETITIVE AND SUSTAINABLE EXPORT-ORIENTED AGRO-INDUSTRIAL SECTOR | 06/11 | 7,137,980 | 971,670 | 771,252 |
| MOROCCO, PHASE II AMELIORATION DE LA COMPETITIVITE DU SECTEUR INDUSTRIEL ET APPUI AUX EFFORTS DU MAROC DANS LE CADRE DE L'INITIATIVE NATIONALE DE DEVELOPPEMENT HUMAIN (INDH) POUR UN DEVELOPPEMENT DURABLE | 07/02 | 18,024,397 | 9,679,454 | 4,157,234 |
| MOZAMBIQUE, PHASE II INTEGRATED INDUSTRIAL DEVELOPMENT PROGRAMME TO FACILITATE PRIVATE SECTOR DEVELOPMENT*** | 04/05 | 4,157,184 | 5,812,593 | 4,373,296 |
| NIGERIA NIGERIA COUNTRY PROGRAMME, 2009-2012** | 09/02 | 20,095,665 | 4,641,216 | 3,106,475 |
| PALESTINE, PHASE I UNIDO SUPPORT PROGRAMME TO THE PALESTINIAN INDUSTRY, 1999-2001 | 99/06 | 9,389,046 | 2,835,493 | 2,832,627 |

* The budget according to the approved/signed programme document is in euro. However for reporting purposes the budget was converted from euro to US dollar at the United Nations rate of exchange at the month of approval/signature.

** Includes Montreal Protocol projects.

*** Does not include One UN projects implemented by UNIDO as the IP Mozambique, phase II is about to be completed. These projects are listed separately under chapter C. Other Projects.

| Programme title | Approval date | Current planning figure | Total allotment | Total delivery |
|---|---------------|-------------------------|-----------------|----------------|
| PALESTINE, PHASE II PHASE II OF THE UNIDO INTEGRATED PROGRAMME TO SUPPORT THE PALESTINIAN INDUSTRY | 08/03 | 10,590,015* | 2,135,359 | 1,382,172 |
| SAUDI ARABIA STRATEGIES TO ENHANCE INDUSTRIAL COMPETITIVENESS AND DIVERSIFICATION | 99/06 | 1,928,000 | 2,175,266 | 1,916,725 |
| SENEGAL, PHASE II COMPETITIVITE ET DENSIFICATION DU TISSU PRODUCTIF FONDE SUR UN PARTENARIAT EFFICACE ETAT-SECTEUR PRIVE | 04/05 | 9,900,000 | 6,163,122 | 5,998,765 |
| SIERRA LEONE POST-CONFLICT SME SUPPORT PROGRAMME FOR INDUSTRIAL DEVELOPMENT AND POVERTY ALLEVIATION | 04/05 | 6,090,350 | 1,493,540 | 975,890 |
| SRI LANKA, PHASE II INTEGRATED PROGRAMME OF COOPERATION BETWEEN THE GOVERNMENT OF SRI LANKA AND UNIDO, 2005-2008 | 05/10 | 8,313,000 | 4,441,722 | 3,538,602 |
| SRI LANKA COUNTRY PROGRAMME OF TECHNICAL COOPERATION WITH DEMOCRATIC SOCIALIST REPUBLIC OF SRI LANKA, 2010-2014 | 10/06 | 7,823,000 | 769,615 | 620,991 |
| SUDAN AN INDUSTRIAL AGENDA FOR POVERTY RELIEF AND TRANSITION TO SUSTAINABLE DEVELOPMENT** | 99/05 | 18,645,181 | 24,388,613 | 23,482,613 |
| SYRIAN ARAB REPUBLIC MADE IN SYRIA | 02/05 | 3,480,250 | 3,562,292 | 3,493,683 |
| TUNISIA, PHASE II APPUI AUX EFFORTS NATIONAUX POUR LA CREATION D'ENTREPRISES ET LA MISE A NIVEAU DU SECTEUR INDUSTRIEL TUNISIEN | 07/11 | 8,163,840* | 1,066,390 | 617,705 |
| UNITED REPUBLIC OF TANZANIA COUNTRY FRAMEWORK OF SUPPORT TO CAPACITY-BUILDING FOR INDUSTRIAL DEVELOPMENT IN TANZANIA THROUGH SME AND AGRO VALUE CHAIN UPGRADING, TRADE FACILITATION, ENERGY MANAGEMENT AND INVESTMENT MONITORING*** | 09/03 | 4,434,350 | 4,938,266 | 3,582,263 |
| VIET NAM, PHASE II INTEGRATED SERVICES TOWARDS SUSTAINABLE INDUSTRIAL DEVELOPMENT*** | 06/02 | 23,338,925 | 24,535,496 | 15,699,423 |
| YEMEN CREATING SUSTAINABLE SOURCES OF LIVELIHOODS AND EMPLOYMENT IN AN INTERNATIONALLY COMPETITIVE ENVIRONMENT: AN INDUSTRIAL AGENDA FOR ACHIEVING MDGS 1, 3 AND 8 | 05/03 | 5,304,750 | 255,872 | 233,515 |

* The budget according to the approved/signed programme document is in euro. However for reporting purposes the budget was converted from euro to US dollar at the United Nations rate of exchange at the month of approval/signature.

** Includes Montreal Protocol projects.

*** Includes One UN projects implemented by UNIDO which are, therefore, not listed separately under chapter C. Other Projects.

| Programme title | Approval date | Current planning figure | Total allotment | Total delivery |
|--|---------------|-------------------------|-----------------|----------------|
| Discontinued* | | | | |
| ALGERIA PROGRAMME INTEGRE POUR L'AMELIORATION DE LA COMPETITIVITE ET L'APPUI A LA RESTRUCTURATION INDUSTRIELLE | 98/12 | 10,125,664 | 5,405,947 | 5,301,156 |
| CAMEROON PROGRAMME INTEGRE D'APPUI AU DEVELOPPEMENT INDUSTRIEL | 03/05 | 5,845,500 | 659,641 | 637,374 |
| COLOMBIA, PHASE I INTEGRATED PROGRAMME FOR THE DEVELOPMENT OF COMPETITIVE INDUSTRIES ABLE TO INTEGRATE INTO LOCAL AND INTERNATIONAL MARKETS | 99/12 | 1,591,000 | 2,053,115 | 2,051,788 |
| DEMOCRATIC PEOPLE'S REPUBLIC OF KOREA INTEGRATED PROGRAMME FOR STRENGTHENING THE AGRO/FOOD INDUSTRY SECTOR | 03/10 | 1,214,000 | 1,835,495 | 1,685,146 |
| ETHIOPIA, PHASE I INTEGRATED PROGRAMME FOR PRIVATE SECTOR DEVELOPMENT, ENHANCED INDUSTRIAL COMPETITIVENESS AND ENVIRONMENTALLY FRIENDLY PRODUCTION | 99/06 | 9,297,790 | 7,640,589 | 7,628,106 |
| IRAN (ISLAMIC REPUBLIC OF) INTEGRATED PROGRAMME FOR COMPETITIVE INDUSTRIAL DEVELOPMENT 2001-2005 | 00/04 | 3,377,639 | 2,432,191 | 2,300,286 |
| LEBANON INTEGRATED PROGRAMME TO ENHANCE THE COMPETITIVENESS OF THE LEBANESE INDUSTRY AND ITS INTEGRATION IN THE GLOBAL MARKET (INCLUDING SUPPORT TO DEVELOPMENT OF PRODUCTIVE ACTIVITIES IN THE SOUTH) | 00/10 | 5,960,500 | 5,264,430 | 4,743,906 |
| PAKISTAN INTEGRATED PROGRAMME TO SUPPORT CAPACITY-BUILDING FOR SUSTAINABLE INDUSTRIAL DEVELOPMENT | 00/04 | 21,352,849 | 8,747,278 | 7,983,012 |
| RWANDA INTEGRATED PROGRAMME FOR CAPACITY-BUILDING TO ENHANCE INDUSTRIAL RECOVERY, COMPETITIVENESS AND SUSTAINABILITY | 98/12 | 4,930,900 | 2,972,315 | 2,957,143 |
| UGANDA, PHASE I ENHANCED COMPETITIVENESS AND SUSTAINABILITY OF INDUSTRIAL DEVELOPMENT IN UGANDA WITH PARTICULAR EMPHASIS ON AGRO-INDUSTRIES AND MICRO AND SMALL-SCALE ENTERPRISES | 98/12 | 6,452,500 | 5,982,544 | 5,982,544 |
| UGANDA, PHASE II AGRO-PROCESSING AND PRIVATE SECTOR DEVELOPMENT | 04/01 | 7,923,800 | 8,750,100 | 8,029,735 |

* In consultation with the respective Member State these programmes were discontinued whereby UNIDO's continued assistance could be delivered through a subsequent phase or through stand-alone projects.

| Project number Project title | Approval date | Budget | Delivery |
|---|--------------------------|---------------|-----------------|
| B. MONTREAL PROTOCOL PROJECTS ALBANIA | | | |
| Ongoing | | | |
| MP/ALB/08/004 PREPARATION OF A HCFC PHASE-OUT MANAGEMENT PLAN | 08/08 | 30,000 | 25,535 |
| MP/ALB/09/001 PREPARATION OF A HCFC PHASE-OUT MANAGEMENT PLAN (ADDITIONAL FUNDING) | 09/05 | 55,000 | 26,050 |
| MP/ALB/09/002 NATIONAL ODS PHASE-OUT PLAN (NPP) FOR ALBANIA (SIXTH TRANCHE) | 09/08 | 22,322 | 8,553 |
| MP/ALB/09/003 NATIONAL ODS PHASE-OUT PLAN (NPP) FOR ALBANIA (SEVENTH TRANCHE) | 09/09 | 22,322 | 13,663 |
| Completed | | | |
| MP/ALB/06/002 NATIONAL ODS PHASE-OUT PLAN (THIRD TRANCHE) | 06/12 | 72,322 | 72,322 |
| MP/ALB/08/001 NATIONAL ODS PHASE-OUT PLAN (FOURTH AND FIFTH TRANCHES) | 08/05 | 64,644 | 64,627 |
| ALGERIA | | | |
| Ongoing | | | |
| MP/ALG/01/128 PROJECT PREPARATION TO REPLACE METHYL BROMIDE IN THE FUMIGATION OF DATES IN TEN UNITS | 01/08 | 25,000 | 13,473 |
| MP/ALG/04/122 CONVERSION FOR CFC-11 TO HCFC-141B AND CFC-12 TO HCFC-134A TECHNOLOGY IN THE LAST GROUP OF COMMERCIAL REFRIGERATOR MANUFACTURES (REFRIGERATION SECTOR TERMINAL PROJECT) | 05/01 | 589,000 | 491,455 |
| MP/ALG/07/003 NATIONAL PHASE-OUT PLAN (FIRST TRANCHE) | 08/01 | 723,500 | 715,725 |
| MP/ALG/09/002 NATIONAL ODS PHASE-OUT PLAN (SECOND TRANCHE) | 09/09 | 198,000 | 81,840 |
| MP/ALG/09/003 PREPARATION OF A HCFC PHASE-OUT PLAN (ADDITIONAL FUNDING) | 09/07 | 65,000 | 47,730 |
| MP/ALG/09/004 PREPARATION FOR HCFC PHASE-OUT INVESTMENT ACTIVITIES (POLYURETHANE FOAM SECTOR) | 10/01 | 40,000 | 38,187 |
| MP/ALG/09/005 PREPARATION FOR HCFC PHASE-OUT INVESTMENT ACTIVITIES (REFRIGERATION AND AIR-TO-AIR AIR-CONDITIONING SECTOR) | 09/12 | 60,000 | 20,063 |
| MP/ALG/09/006 PREPARATION FOR PILOT DEMONSTRATION PROJECT ON ODS WASTE MANAGEMENT AND DISPOSAL | 09/12 | 85,000 | 26,829 |

| Project number Project title | Approval date | Budget | Delivery |
|---|----------------------|---------------|-----------------|
| MP/ALG/10/001 CONVERSION FROM HCFC-141B IN THE MANUFACTURE OF POLYURETHANE RIGID INSULATION FOAM FOR DOMESTIC REFRIGERATORS AT CRISTOR | 10/12 | 215,380 | 53 |
| Completed | | | |
| MP/ALG/08/002 PREPARATION OF A HCFC PHASE-OUT MANAGEMENT PLAN | 08/08 | 85,000 | 85,000 |
| ARGENTINA | | | |
| Ongoing | | | |
| MP/ARG/00/033 PHASE-OUT OF METHYL BROMIDE IN STRAWBERRY, PROTECTED VEGETABLES AND CUT FLOWER PRODUCTION | 00/04 | 3,183,390 | 3,166,566 |
| MP/ARG/03/089 PLAN FOR PHASE-OUT OF ODS IN THE SOLVENT SECTOR | 03/12 | 635,986 | 498,077 |
| MP/ARG/04/018 NATIONAL CFC PHASE-OUT PLAN (FIRST TRANCHE) | 04/04 | 2,740,000 | 2,736,796 |
| MP/ARG/05/002 NATIONAL CFC PHASE-OUT PLAN: 2006 WORK PROGRAMME | 06/02 | 1,850,000 | 1,652,682 |
| MP/ARG/06/001 NATIONAL CFC PHASE-OUT PLAN: 2007 WORK PROGRAMME | 07/01 | 1,103,500 | 82,195 |
| MP/ARG/07/002 NATIONAL CFC PHASE-OUT PLAN: 2008 WORK PROGRAMME | 07/12 | 1,167,350 | 113 |
| MP/ARG/08/002 PREPARATION OF A HCFC PHASE-OUT MANAGEMENT PLAN | 08/08 | 78,000 | 61,412 |
| MP/ARG/09/001 PREPARATION FOR HCFC PHASE-OUT INVESTMENT ACTIVITIES (AIR-CONDITIONING MANUFACTURING SECTOR) | 09/04 | 80,000 | 79,960 |
| MP/ARG/10/001 PHASE-OUT OF HCFC-22 IN THE ROOM AND UNITARY AIR-CONDITIONING EQUIPMENT MANUFACTURING SECTOR | 10/08 | 8,435,542 | 37,161 |
| ARMENIA | | | |
| Ongoing | | | |
| MP/ARM/09/002 INSTITUTIONAL STRENGTHENING (PHASE I) | 09/05 | 120,000 | 112,887 |
| MP/ARM/10/001 EXTENSION OF INSTITUTIONAL STRENGTHENING PROJECT (PHASE II) | 10/12 | 120,000 | 53 |
| BAHRAIN | | | |
| Ongoing | | | |
| MP/BAH/08/001 PREPARATION OF A HCFC PHASE-OUT MANAGEMENT PLAN | 08/08 | 45,000 | 41,500 |
| MP/BAH/10/001 | 10/05 | 30,000 | 17,092 |

| Project number Project title | Approval date | Budget | Delivery |
|--|--------------------------|---------------|-----------------|
| PREPARATION FOR HCFC PHASE-OUT INVESTMENT ACTIVITIES (AIR-CONDITIONING SECTOR) | | | |
| BENIN | | | |
| Ongoing | | | |
| MP/BEN/08/001 TERMINAL PHASE-OUT MANAGEMENT PLAN (FIRST TRANCHE) | 08/08 | 106,000 | 105,992 |
| MP/BEN/09/001 TERMINAL PHASE-OUT MANAGEMENT PLAN (SECOND TRANCHE) | 09/12 | 69,000 | 56,498 |
| BOSNIA AND HERZEGOVINA | | | |
| Ongoing | | | |
| MP/BIH/04/019 PHASE-OUT OF HALON CONSUMPTION | 04/04 | 64,600 | 58,119 |
| MP/BIH/04/065 EXTENSION OF INSTITUTIONAL STRENGTHENING: PHASE II | 04/07 | 95,333 | 113 |
| MP/BIH/04/123 NATIONAL ODS PHASE-OUT PLAN: SECOND TRANCHE | 05/01 | 295,860 | 229,121 |
| MP/BIH/07/001 NATIONAL ODS PHASE-OUT PLAN (THIRD TRANCHE) | 07/08 | 303,000 | 16,558 |
| MP/BIH/08/001 PREPARATION OF A HCFC PHASE-OUT MANAGEMENT PLAN | 08/08 | 150,000 | 115,642 |
| BRAZIL | | | |
| Completed | | | |
| MP/BRA/05/001 TOTAL PHASE-OUT OF MB USED IN TOBACCO, FLOWERS, ORNAMENTALS, STRAWBERRIES AND OTHER USES | 05/08 | 1,449,797 | 1,449,797 |
| BURKINA FASO | | | |
| Ongoing | | | |
| MP/BKF/10/003 HCFC PHASE-OUT MANAGEMENT PLAN (STAGE 1, FIRST TRANCHE) | 10/12 | 150,000 | 53 |
| BURUNDI | | | |
| Ongoing | | | |
| MP/BDI/08/002 TERMINAL ODS PHASE-OUT MANAGEMENT PLAN BURUNDI | 08/08 | 76,000 | 66,665 |
| MP/BDI/10/002 TERMINAL PHASE-OUT MANAGEMENT PLAN (SECOND TRANCHE) | 11/01 | 53,000 | 53 |
| CAMBODIA | | | |

| Project number Project title | Approval date | Budget | Delivery |
|---|--------------------------|---------------|-----------------|
| Completed | | | |
| MP/CMB/09/001 TECHNICAL ASSISTANCE FOR THE TOTAL PHASE-OUT OF CTC AND TCA IN THE SOLVENT SECTOR | 09/05 | 40,000 | 40,000 |
| CAMEROON | | | |
| Ongoing | | | |
| MP/CMR/06/004 TERMINAL CFC/TCA PHASE-OUT MANAGEMENT PLAN (FIRST TRANCHE) | 06/12 | 600,000 | 599,516 |
| MP/CMR/08/001 TERMINAL CFC/TCA PHASE-OUT MANAGEMENT PLAN (SECOND TRANCHE) | 08/05 | 105,000 | 104,999 |
| MP/CMR/08/003 PREPARATION OF A HCFC PHASE-OUT MANAGEMENT PLAN | 08/08 | 85,000 | 49,677 |
| MP/CMR/09/002 TERMINAL CFC/TCA PHASE-OUT MANAGEMENT PLAN FOR CAMEROON, 3RD TRANCHE | 09/08 | 95,000 | 19,485 |
| MP/CMR/09/003 PREPARATION OF A HCFC PHASE-OUT PLAN (ADDITIONAL FUNDING) | 10/01 | 65,000 | 43,570 |
| CHAD | | | |
| Ongoing | | | |
| MP/CHD/10/003 HCFC PHASE-OUT MANAGEMENT PLAN (STAGE I, FIRST TRANCHE) | 11/01 | 135,000 | 53 |
| CHILE | | | |
| Ongoing | | | |
| MP/CHI/09/001 PROJECT PREPARATION IN THE ELIMINATION OF METHYL BROMIDE IN SOIL FUMIGATION | 09/04 | 50,000 | 49,999 |
| MP/CHI/10/001 NATIONAL PHASE-OUT OF MB - TERMINAL PROJECT | 10/06 | 1,100,000 | 1,583 |
| COLOMBIA | | | |
| Ongoing | | | |
| MP/COL/08/001 TECHNICAL ASSISTANCE IN THE METHYL BROMIDE SECTOR | 08/08 | 40,000 | 39,993 |
| CONGO | | | |
| Ongoing | | | |
| MP/PRC/08/001 TERMINAL PHASE-OUT MANAGEMENT PLAN (FIRST TRANCHE) | 08/05 | 50,000 | 49,927 |

| Project number Project title | Approval date | Budget | Delivery |
|--|--------------------------|---------------|-----------------|
| MP/PRC/10/002 TERMINAL PHASE-OUT MANAGEMENT PLAN (SECOND TRANCHE) | 10/05 | 45,000 | 2,613 |
| CÔTE D'IVOIRE | | | |
| Ongoing | | | |
| MP/IVC/09/001 ODS PHASE-OUT IN 50 EXISTING CENTRIFUGAL CHILLER UNITS | 09/03 | 1,000,000 | 11,654 |
| MP/IVC/09/002 TERMINAL PHASE-OUT MANAGEMENT PLAN (SECOND TRANCHE) | 09/08 | 121,000 | 63,469 |
| Completed | | | |
| MP/IVC/04/022 PHASE-OUT THE USE OF METHYL BROMIDE (MB) COMMODITIES AND STORAGE FUMIGATION | 04/04 | 202,534 | 202,534 |
| MP/IVC/08/002 TERMINAL PHASE-OUT MANAGEMENT PLAN (FIRST TRANCHE) | 08/05 | 162,000 | 162,000 |
| CROATIA | | | |
| Ongoing | | | |
| MP/CRO/04/023 TERMINAL PHASE-OUT MANAGEMENT PLAN: 2004 ANNUAL IMPLEMENTATION PROGRAMME | 04/04 | 48,300 | 48,300 |
| MP/CRO/05/002 TERMINAL CFC PHASE-OUT MANAGEMENT PLAN (THIRD TRANCHE) | 05/08 | 35,000 | 35,000 |
| MP/CRO/08/001 PREPARATION OF A HCFC PHASE-OUT MANAGEMENT PLAN | 08/08 | 150,000 | 120,306 |
| MP/CRO/09/001 PROJECT PREPARATION FOR THE PHASE-OUT OF HCFC-141B IN POLYURETHANE FOAM PRODUCTION | 09/05 | 40,000 | 39,986 |
| MP/CRO/09/002 PHASE-OUT OF HCFC-141B FROM THE MANUFACTURING OF POLYURETHANE RIGID FOAM OF PAVUSIN | 09/12 | 271,150 | 2,162 |
| MP/CRO/10/002 HCFC PHASE-OUT MANAGEMENT PLAN (HPMP) | 10/09 | 180,000 | 37,686 |
| CUBA | | | |
| Ongoing | | | |
| MP/CUB/04/133 TOTAL PHASE-OUT OF METHYL BROMIDE IN SOIL FUMIGATION, SUBSTRATES, STORAGE AND STRUCTURES | 04/12 | 537,763 | 513,040 |
| DEMOCRATIC PEOPLE'S REPUBLIC OF KOREA | | | |
| Ongoing | | | |
| MP/DRK/03/096 PLAN FOR TERMINAL PHASE-OUT OF CTC (FIRST TRANCHE) | 03/12 | 3,500,000 | 3,497,987 |

| Project number Project title | Approval date | Budget | Delivery |
|---|--------------------------|---------------|-----------------|
| MP/DRK/04/027 SECTORAL PHASE-OUT IN DOMESTIC REFRIGERATION SECTOR BY CONVERSION OF REFRIGERATION AND COMPRESSOR MANUFACTURE AT 5TH OCTOBER ELECTRONIC AND AUTOMATION COMPANY (SECOND TRANCHE) | 04/04 | 981,011 | 980,978 |
| MP/DRK/05/006 IMPLEMENTATION OF THE NPP: RECOVERY AND RECYCLING (FIRST TRANCHE) | 06/01 | 536,000 | 535,043 |
| MP/DRK/08/002 PLAN FOR TERMINAL PHASE-OUT FOR CTC (SIXTH TRANCHE) | 08/08 | 100,000 | 99,888 |
| MP/DRK/08/003 PREPARATION OF A HCFC PHASE-OUT MANAGEMENT PLAN | 08/08 | 50,000 | 49,071 |
| Completed | | | |
| MP/DRK/06/004 PLAN FOR TERMINAL PHASE-OUT OF CTC (FOURTH TRANCHE) | 06/07 | 500,000 | 500,000 |
| DOMINICAN REPUBLIC | | | |
| Ongoing | | | |
| MP/DOM/02/138 PHASE-OUT OF METHYL BROMIDE IN MELON, FLOWERS AND TOBACCO | 02/12 | 922,900 | 900,129 |
| ECUADOR | | | |
| Ongoing | | | |
| MP/ECU/09/001 PREPARATION OF A HCFC PHASE-OUT MANAGEMENT PLAN | 09/12 | 75,000 | 49,407 |
| MP/ECU/10/003 PREPARATION FOR HCFC PHASE-OUT INVESTMENT ACTIVITIES (FOAM MANUFACTURING SECTOR) | 10/05 | 60,000 | 23,220 |
| MP/ECU/10/004 NATIONAL CFC PHASE-OUT PLAN (FOURTH TRANCHE) | 10/08 | 134,576 | 86,016 |
| MP/ECU/10/005 NATIONAL CFC PHASE-OUT PLAN (THIRD TRANCHE) | 10/08 | 134,575 | 116,439 |
| MP/ECU/10/006 NATIONAL CFC PHASE-OUT PLAN (FIFTH TRANCHE) | 10/08 | 10,849 | 9,153 |
| EGYPT | | | |
| Ongoing | | | |
| MP/EGY/02/145 NATIONAL PHASE-OUT OF METHYL BROMIDE IN HORTICULTURE AND COMMODITIES FUMIGATION (FIRST TRANCHE) | 03/01 | 2,750,592 | 2,750,592 |
| MP/EGY/06/003 PHASE-OUT OF CFC CONSUMPTION IN THE MANUFACTURE OF AEROSOL METERED DOSE INHALERS (MDIS) | 06/12 | 5,899,000 | 5,668,851 |
| MP/EGY/08/002 NATIONAL CFC PHASE-OUT PLAN (THIRD TRANCHE) | 08/05 | 600,000 | 403,082 |

| Project number Project title | Approval date | Budget | Delivery |
|---|--------------------------|---------------|-----------------|
| MP/EGY/08/003 PREPARATION OF A HCFC PHASE-OUT MANAGEMENT PLAN | 08/08 | 195,000 | 189,164 |
| MP/EGY/08/006 NATIONAL PHASE-OUT OF MB IN HORTICULTURE AND COMMODITIES FUMIGATION EXCEPT IN DATE USE - PHASE II | 09/01 | 1,934,994 | 965,337 |
| MP/EGY/10/001 NATIONAL CFC PHASE-OUT PLAN (FOURTH AND FIFTH TRANCHES) | 10/05 | 300,000 | 283,144 |
| MP/EGY/10/003 PREPARATION FOR HCFC PHASE-OUT INVESTMENT ACTIVITIES (APPLIANCE FOAM SECTOR) | 10/08 | 100,000 | 90,607 |
| MP/EGY/10/004 EXTENSION OF THE INSTITUTIONAL STRENGTHENING PROJECT (PHASE VIII) | 10/09 | 228,323 | 228,323 |
| MP/EGY/10/007 PHASE-OUT OF HCFC-141B FROM THE MANUFACTURING OF POLYURETHANE FOAM AT E-ARABY CO. FOR ENGINEERING INDUSTRIES | 11/01 | 456,540 | 53 |
| MP/EGY/10/008 PHASE-OUT OF HCFC-141B FROM THE MANUFACTURING OF POLYURETHANE FOAM AT DELTA ELECTRIC APPLICANCES | 11/01 | 422,740 | 53 |
| MP/EGY/10/009 PHASE-OUT OF HCFC-141B FROM THE MANUFACTURING OF POLYURETHANE FOAM AT MONDIAL FREEZERS COMPANY | 11/01 | 436,300 | 53 |
| Completed | | | |
| MP/EGY/06/004 NATIONAL CFC PHASE-OUT PLAN (SECOND TRANCHE) | 06/12 | 1,200,000 | 1,200,067 |
| MP/EGY/07/001 EXTENSION OF INSTITUTIONAL STRENGTHENING PROJECT (PHASE VI) | 07/05 | 228,323 | 228,323 |
| MP/EGY/08/005 EXTENSION OF THE INSTITUTIONAL STRENGTHENING PROJECTS (PHASE VII) | 09/01 | 228,323 | 228,323 |
| ERITREA | | | |
| Ongoing | | | |
| MP/ERI/08/001 TERMINAL PHASE-OUT MANAGEMENT PLAN FOR CFCS (FIRST TRANCHE) | 08/05 | 100,000 | 14,133 |
| ETHIOPIA | | | |
| Ongoing | | | |
| MP/ETH/08/004 PROJECT PREPARATION IN THE FUMIGANT SECTOR (FLOWERS) | 08/06 | 35,000 | 2,463 |

| Project number Project title | Approval date | Budget | Delivery |
|---|--------------------------|---------------|-----------------|
| GABON | | | |
| Ongoing | | | |
| MP/GAB/10/001 HCFC PHASE-OUT MANAGEMENT PLAN (STAGE I, FIRST TRANCHE) | 11/01 | 130,000 | 53 |
| GEORGIA | | | |
| Ongoing | | | |
| MP/GEO/05/001 TECHNICAL ASSISTANCE FOR THE ELIMINATION OF METHYL BROMIDE IN GRAIN AND STORAGE FACILITIES | 05/12 | 225,500 | 216,816 |
| GUATEMALA | | | |
| Ongoing | | | |
| MP/GUA/02/139 NATIONAL PHASE OUT OF METHYL BROMIDE | 02/12 | 3,257,377 | 3,240,356 |
| MP/GUA/09/001 PREPARATION OF A HCFC PHASE-OUT MANAGEMENT PLAN | 09/05 | 75,000 | 70,885 |
| MP/GUA/09/002 NATIONAL PHASE-OUT OF METHYL BROMIDE (PHASE II, FIRST TRANCHE) | 09/12 | 1,300,000 | 33,999 |
| MP/GUA/10/001 PREPARATION FOR HCFC PHASE-OUT INVESTMENT ACTIVITIES (FOAM SECTOR) | 10/05 | 60,000 | 7,052 |
| GUINEA | | | |
| Ongoing | | | |
| MP/GUI/08/001 TERMINAL PHASE-OUT MANAGEMENT PLAN | 08/08 | 140,000 | 133,337 |
| MP/GUI/10/003 TERMINAL PHASE-OUT MANAGEMENT PLAN (SECOND TRANCHE) | 10/06 | 60,000 | 2,664 |
| HONDURAS | | | |
| Ongoing | | | |
| MP/HON/08/001 TERMINAL PHASE-OUT MANAGEMENT PLAN (FIRST TRANCHE) | 08/08 | 301,000 | 300,206 |
| MP/HON/08/002 PREPARATION OF A HCFC PHASE-OUT MANAGEMENT PLAN | 08/08 | 115,000 | 89,411 |
| MP/HON/08/004 NATIONAL METHYL BROMIDE PHASE-OUT PLAN, PHASE II (THIRD TRANCHE) | 09/01 | 300,000 | 278,114 |
| MP/HON/09/001 NATIONAL METHYL BROMIDE PHASE-OUT PLAN, PHASE II (FOURTH TRANCHE) | 09/12 | 106,301 | 48,557 |

| Project number Project title | Approval date | Budget | Delivery |
|--|--------------------------|---------------|-----------------|
| MP/HON/09/002 TERMINAL PHASE-OUT MANAGEMENT PLAN (SECOND TRANCHE) | 09/12 | 37,500 | 37,105 |
| IRAN (ISLAMIC REPUBLIC OF) | | | |
| Ongoing | | | |
| MP/IRA/06/003 TERMINAL SOLVENT SECTOR UMBRELLA PROJECT | 06/12 | 856,478 | 856,343 |
| MP/IRA/07/002 PHASE-OUT OF CFC CONSUMPTION IN THE MANUFACTURE OF AEROSOL MDIS | 07/08 | 3,296,758 | 3,230,842 |
| MP/IRA/09/001 PREPARATION OF HCFC PHASE-OUT INVESTMENT ACTIVITIES (ROOM AIR-CONDITIONING AND COMPRESSORS) | 09/07 | 45,000 | 41,045 |
| IRAQ | | | |
| Ongoing | | | |
| MP/IRQ/08/003 PREPARATION OF A HCFC PHASE-OUT MANAGEMENT PLAN | 08/09 | 30,000 | 29,609 |
| MP/IRQ/09/001 CONVERSION FROM CFC-11 TO METHYLENE CHLORIDE IN THE PRODUCTION OF FLEXIBLE SLABSTOCK FOAM AT AL HADI CO. | 09/05 | 126,457 | 53 |
| MP/IRQ/09/002 REPLACEMENT OF REFRIGERANT CFC-12 WITH ISOBUTANE AND FOAM BLOWING AGENT CFC-11 WITH CYCLOPENTANE IN THE MANUFACTURE OF DOMESTIC REFRIGERATORS AND CHEST FREEZERS AT LIGHT INDUSTRIES COMPANY | 09/05 | 2,161,581 | 1,660,309 |
| MP/IRQ/09/005, A05 NATIONAL PHASE-OUT PLAN (FIRST TRANCHE) | 09/07 | 4,353,530 | 3,346,749 |
| MP/IRQ/09/006 PROJECT PREPARATION FOR ELIMINATION OF CONTROLLED USES OF METHYL BROMIDE IN PRE AND POST HARVEST SECTORS | 09/07 | 40,000 | 39,997 |
| MP/IRQ/09/009 PREPARATION OF A HCFC PHASE-OUT MANAGEMENT PLAN (ADDITIONAL FUNDING) | 09/12 | 65,000 | 37,637 |
| MP/IRQ/10/007 TECHNICAL ASSISTANCE FOR ALTERNATIVES TO METHYL BROMIDE | 10/12 | 211,970 | 53 |
| Completed | | | |
| MP/IRQ/08/002 PREPARATION OF A HCFC PHASE-OUT MANAGEMENT PLAN | 08/08 | 40,000 | 40,000 |

| Project number Project title | Approval date | Budget | Delivery |
|---|----------------------|---------------|-----------------|
| JORDAN | | | |
| Ongoing | | | |
| MP/JOR/08/003 PREPARATION OF A HCFC PHASE-OUT MANAGEMENT PLAN | 08/08 | 150,000 | 128,881 |
| MP/JOR/08/004 PREPARATION OF A DEMONSTRATION PROJECT FOR THE CONVERSION OF HCFC TO NON-HCFC TECHNOLOGY IN THE MANUFACTURING OF MINI-SPLIT UNITS AT PETRA ENGINEERING | 09/01 | 40,000 | 39,654 |
| MP/JOR/10/001 PHASE-OUT OF HCFC-22 AND HCFC-141B FROM THE MANUFACTURE OF UNITARY AIR-CONDITIONING EQUIPMENT AT PETRA ENGINEERING INDUSTRIES CO. | 10/05 | 2,167,033 | 332,053 |
| KENYA | | | |
| Ongoing | | | |
| MP/KEN/07/006 TECHNOLOGY TRANSFER LEADING TO METHYL BROMIDE PHASE-OUT IN SOIL FUMIGATION | 07/12 | 510,659 | 510,478 |
| MP/KEN/09/002 TECHNICAL ASSISTANCE FOR THE TOTAL PHASE-OUT OF CTC AND TCA IN THE SOLVENT SECTOR | 09/05 | 40,000 | 53 |
| MP/KEN/10/002 PROJECT PREPARATION FOR THE ELIMINATION OF CONTROLLED USES OF METHYL BROMIDE IN POST-HARVEST SECTOR | 10/05 | 40,000 | 53 |
| KUWAIT | | | |
| Ongoing | | | |
| MP/KUW/07/001 TERMINAL PHASE-OUT MANAGEMENT PLAN FOR ANNEX A GROUP I SUBSTANCES (FIRST TRANCHE) | 07/08 | 220,000 | 191,894 |
| MP/KUW/08/001 PREPARATION OF A HCFC PHASE-OUT MANAGEMENT PLAN | 08/08 | 70,000 | 46,756 |
| Completed | | | |
| MP/KUW/05/001 PREPARATION OF A HALON PHASE-OUT PLAN | 05/05 | 21,790 | 21,790 |
| KYRGYZSTAN | | | |
| Ongoing | | | |
| MP/KYR/06/001 HALON PHASE-OUT PROGRAMME | 06/06 | 50,000 | 47,958 |

| Project number Project title | Approval date | Budget | Delivery |
|--|--------------------------|---------------|-----------------|
| LEBANON | | | |
| Ongoing | | | |
| MP/LEB/10/001 PREPARATION FOR PILOT DEMONSTRATION PROJECT ON ODS WASTE MANAGEMENT AND DISPOSAL | 10/08 | 85,000 | 5,105 |
| Completed | | | |
| MP/LEB/03/097 PHASE-OUT OF METHYL BROMIDE FOR SOIL FUMIGATION IN STRAWBERRY PRODUCTION (THIRD TRANCHE) | 03/12 | 450,000 | 432,191 |
| MP/LEB/05/003 PHASE-OUT OF METHYL BROMIDE FOR SOIL FUMIGATION IN STRAWBERRY PRODUCTION (FIFTH TRANCHE) | 06/02 | 41,896 | 41,812 |
| LIBYAN ARAB JAMAHIRIYA | | | |
| Ongoing | | | |
| MP/LIB/01/043 CREATION OF NATIONAL OZONE UNIT | 01/03 | 157,000 | 156,997 |
| MP/LIB/05/003 NATIONAL CFC PHASE-OUT PLAN (SECOND TRANCHE) | 05/04 | 720,000 | 623,484 |
| MP/LIB/05/004 PHASE-OUT OF METHYL BROMIDE IN HORTICULTURE: TOMATOES, CUCUMBERS, PEPPERS AND OTHERS | 06/02 | 743,000 | 742,675 |
| MP/LIB/08/001 NATIONAL ODS PHASE-OUT PLAN: 3RD TRANCHE | 08/05 | 277,947 | 186,804 |
| MP/LIB/08/002 PREPARATION OF A HCFC PHASE-OUT MANAGEMENT PLAN | 08/08 | 85,000 | 44,024 |
| MP/LIB/09/001 RENEWAL OF INSTITUTIONAL STRENGTHENING PROJECT (PHASE II) | 10/01 | 136,065 | 30,766 |
| Completed | | | |
| MP/LIB/05/005 PLAN FOR THE PHASE-OUT OF IMPORT AND NET CONSUMPTION OF HALONS IN THE FIRE FIGHTING SECTOR | 06/02 | 8,375 | 8,375 |
| MADAGASCAR | | | |
| Ongoing | | | |
| MP/MAG/10/001 HCFC PHASE-OUT MANAGEMENT PLAN (STAGE I, FIRST TRANCHE) | 11/01 | 140,000 | 53 |
| Completed | | | |
| MP/MAG/08/002 TERMINAL PHASE-OUT MANAGEMENT PLAN (2ND TRANCHE) | 08/12 | 44,526 | 44,526 |

| Project number Project title | Approval date | Budget | Delivery |
|--|--------------------------|---------------|-----------------|
| MALAWI | | | |
| Ongoing | | | |
| MP/MLW/10/003 HCFC PHASE-OUT MANAGEMENT PLAN (STAGE I, FIRST TRANCHE) | 11/01 | 60,000 | 53 |
| MEXICO | | | |
| Ongoing | | | |
| MP/MEX/05/004 NATIONAL CFC PHASE-OUT PLAN: 2ND TRANCHE | 05/04 | 4,278,000 | 4,076,747 |
| MP/MEX/05/006 SECTOR PLAN FOR PHASING OUT CFC-11 AND CFC-12 PRODUCTION SECTOR: FOURTH TRANCHE | 05/12 | 11,850,000 | 11,849,999 |
| MP/MEX/07/004 EXTENSION OF INSTITUTIONAL STRENGTHENING PROJECT (PHASE VIII) | 07/08 | 247,099 | 246,949 |
| MP/MEX/07/005 PHASE-OUT OF CFC CONSUMPTION IN THE MANUFACTURE OF AEROSOL MDIS | 08/01 | 2,630,503 | 2,515,663 |
| MP/MEX/08/001 NATIONAL METHYL BROMIDE PHASE-OUT PLAN (FIRST TRANCHE) | 08/04 | 2,000,000 | 1,997,291 |
| MP/MEX/08/003 PREPARATION OF A HCFC PHASE-OUT MANAGEMENT PLAN | 08/08 | 104,250 | 62,840 |
| MP/MEX/09/002 PREPARATION OF ODS DISPOSAL PILOT PROJECT | 09/04 | 50,000 | 47,834 |
| MP/MEX/09/003 EXTENSION OF INSTITUTIONAL STRENGTHENING PROJECT (PHASE IX) | 09/08 | 185,250 | 185,170 |
| MP/MEX/09/004 PREPARATION OF HCFC PHASE-OUT INVESTMENT ACTIVITIES (REFRIGERATION MANUFACTURING SECTORS) | 09/09 | 150,000 | 60,248 |
| MP/MEX/09/005 PREPARATION FOR HCFC PHASE-OUT INVESTMENT ACTIVITIES (AEROSOL AND SOLVENT SECTORS) | 09/08 | 100,000 | 61,790 |
| MP/MEX/10/001 NATIONAL METHYL BROMIDE PHASE-OUT PLAN (SECOND TRANCHE) | 10/04 | 2,000,000 | 1,040,979 |
| MP/MEX/10/004 EXTENSION OF INSTITUTIONAL STRENGTHENING PROJECT (PHASE X) | 10/12 | 247,000 | 5,108 |
| Completed | | | |
| MP/MEX/04/031 NATIONAL CFC PHASE-OUT PLAN (FIRST TRANCHE) | 04/04 | 3,517,000 | 3,517,000 |
| MP/MEX/06/003 NATIONAL CFC PHASE-OUT PLAN: 2006 WORK PROGRAMME | 07/01 | 292,089 | 292,678 |

| Project number Project title | Approval date | Budget | Delivery |
|---|--------------------------|---------------|-----------------|
| MONTENEGRO | | | |
| Ongoing | | | |
| MP/MNE/07/004 TERMINAL PHASE-OUT PLAN FOR CFCS (FIRST TRANCHE) | 07/12 | 175,000 | 171,239 |
| MP/MNE/08/001 INSTITUTIONAL STRENGTHENING PROJECT (PHASE I) | 08/08 | 60,000 | 51,942 |
| MP/MNE/08/002 PREPARATION OF A HCFC PHASE-OUT MANAGEMENT PLAN | 08/08 | 85,000 | 71,303 |
| MP/MNE/09/002 TERMINAL PHASE-OUT MANAGEMENT PLAN FOR CFCS IN MONTENEGRO (SECOND TRANCHE) | 09/08 | 95,295 | 61,265 |
| MP/MNE/10/002 INSTITUTIONAL STRENGTHENING PROJECT (PHASE II) | 10/09 | 60,000 | 12,271 |
| MOROCCO | | | |
| Ongoing | | | |
| MP/MOR/08/002 PREPARATION OF A HCFC PHASE-OUT MANAGEMENT PLAN | 08/08 | 150,000 | 75,638 |
| MP/MOR/08/004 PHASE-OUT OF METHYL BROMIDE USED FOR SOIL FUMIGATION IN TOMATO PRODUCTION | 08/12 | 398,427 | 294,122 |
| MP/MOR/08/005 METHYL BROMIDE IN CUCURBITS AND GREEN BEANS | 08/12 | 690,000 | 689,266 |
| MP/MOR/10/001 PREPARATION FOR HCFC PHASE-OUT INVESTMENT ACTIVITIES (FOAM SECTOR) | 10/05 | 60,000 | 59,381 |
| MP/MOR/10/002 PREPARATION FOR HCFC PHASE-OUT INVESTMENT ACTIVITIES (REFRIGERATION AND AIR-CONDITIONING SECTORS) | 10/05 | 40,000 | 1,177 |
| MP/MOR/10/003 PHASE-OUT OF MBR IN GREEN BEANS AND CURCUBITS (SECOND TRANCHE) | 10/12 | 437,594 | 304,263 |
| MP/MOR/10/004 CONVERSION FROM HCFC-141B IN THE MANUFACTURE OF POLYURETHANE RIGID INSULATION FOAM FOR DOMESTIC REFRIGERATORS AT MANAR | 10/12 | 951,740 | 53 |
| Completed | | | |
| MP/MOR/05/003 PHASE-OUT OF METHYL BROMIDE USED FOR SOIL FUMIGATION IN TOMATO PRODUCTION (THIRD TRANCHE) | 05/12 | 1,670,995 | 1,670,995 |
| MP/MOR/06/003 PHASE-OUT OF METHYL BROMIDE USED FOR SOIL FUMIGATION IN TOMATO PRODUCTION (THIRD TRANCHE) | 06/12 | 411,633 | 411,633 |
| MP/MOR/07/006 PHASE-OUT OF METHYL BROMIDE USED FOR SOIL FUMIGATION IN TOMATO PRODUCTION (FIFTH TRANCHE) | 07/12 | 424,381 | 424,381 |

| Project number Project title | Approval date | Budget | Delivery |
|--|----------------------|---------------|-----------------|
| MOZAMBIQUE | | | |
| Ongoing | | | |
| MP/MOZ/10/001 TECHNICAL ASSISTANCE FOR THE ELIMINATION OF CONTROLLED USES OF METHYL BROMIDE IN SOIL FUMIGATION | 10/05 | 40,000 | 53 |
| MYANMAR | | | |
| Ongoing | | | |
| MP/MYA/09/001 PREPARATION OF HCFC PHASE-OUT MANAGEMENT PLAN | 09/04 | 42,550 | 31,415 |
| NICARAGUA | | | |
| Ongoing | | | |
| MP/NIC/08/001 PREPARATION OF A HCFC PHASE-OUT MANAGEMENT PLAN | 08/08 | 85,000 | 84,186 |
| NIGER | | | |
| Ongoing | | | |
| MP/NER/08/001 TERMINAL PHASE-OUT MANAGEMENT PLAN (FIRST TRANCHE) | 08/05 | 131,000 | 130,965 |
| MP/NER/08/002 PREPARATION OF A HCFC PHASE-OUT MANAGEMENT PLAN | 08/08 | 85,000 | 59,314 |
| MP/NER/09/001 TERMINAL PHASE-OUT MANAGEMENT PLAN (SECOND TRANCHE) | 09/08 | 53,000 | 48,146 |
| OMAN | | | |
| Ongoing | | | |
| MP/OMA/05/004 HALON CONSUMPTION PHASE-OUT THROUGH A TECHNICAL ASSISTANCE PROGRAMME AND A HALON RECYCLING | 05/08 | 64,600 | 52,597 |
| MP/OMA/07/002 TERMINAL PHASE-OUT MANAGEMENT PLAN (FIRST TRANCHE) | 07/08 | 305,800 | 293,866 |
| MP/OMA/08/001 PREPARATION OF A HCFC PHASE-OUT MANAGEMENT PLAN | 08/08 | 100,000 | 100,000 |
| MP/OMA/08/002 RENEWAL OF INSTITUTIONAL STRENGTHENING SUPPORT (PHASE III) | 09/01 | 68,467 | 68,467 |
| MP/OMA/09/001 TERMINAL PHASE-OUT MANAGEMENT PLAN IN OMAN, 2ND TRANCHE | 09/05 | 164,200 | 53,232 |
| Completed | | | |
| MP/OMA/09/002 AUDIT FOR THE TERMINAL PHASE-OUT MANAGEMENT PLAN | 09/05 | 20,000 | 19,983 |

| Project number Project title | Approval date | Budget | Delivery |
|--|--------------------------|---------------|-----------------|
| PAKISTAN | | | |
| Ongoing | | | |
| MP/PAK/01/226 CONVERSION OF CARBON TETRACHLORIDE AS PROCESS SOLVENT TO 1,2-DICHLOROETHANE AT HIMONT CHEMICALS LTD. | 02/01 | 485,701 | 483,998 |
| MP/PAK/03/103 SECTOR PHASE-OUT PLAN OF CTC | 03/12 | 1,199,458 | 1,199,458 |
| MP/PAK/04/144 SECTOR PHASE-OUT PLAN OF CTC (SECOND TRANCHE) | 05/01 | 1,300,000 | 1,296,692 |
| MP/PAK/08/003 SECTOR PHASE-OUT PLAN OF CTC (THIRD TRANCHE) | 08/05 | 245,665 | 245,665 |
| MP/PAK/08/004 PREPARATION OF A HCFC PHASE-OUT MANAGEMENT PLAN | 08/08 | 90,000 | 86,170 |
| MP/PAK/09/005 PREPARATION FOR HCFC PHASE-OUT INVESTMENT ACTIVITIES (POLYURETHANE FOAM SECTOR) | 10/01 | 80,000 | 78,356 |
| MP/PAK/09/006 PREPARATION OF HCFC PHASE-OUT INVESTMENT ACTIVITIES (REFRIGERATION AND AIR-CONDITIONING MANUFACTURING SECTORS) | 10/01 | 120,000 | 87,676 |
| MP/PAK/09/007 PREPARATION OF A HCFC PHASE-OUT MANAGEMENT PLAN (ADDITIONAL FUNDING) | 10/01 | 45,000 | 44,750 |
| MP/PAK/10/001 PHASE-OUT OF HCFC-141B FROM THE MANUFACTURING OF INSULATION PU RIGID FOAM AT DAWLANCE | 10/05 | 1,281,490 | 9,108 |
| MP/PAK/10/002 PHASE-OUT OF HCFC-141B FROM THE MANUFACTURING OF INSULATION PU RIGID FOAM AT UNITED REFRIGERATION, HNR (HAIER), VARIOLINE INTERCOO AND SHADMAN ELECTRONICS COMPANIES | 10/05 | 3,559,359 | 53 |
| MP/PAK/10/005 HCFC PHASE-OUT MANAGEMENT PLAN (STAGE I, FIRST TRANCHE) | 10/12 | 68,000 | 53 |
| Completed | | | |
| MP/PAK/05/002 IMPLEMENTATION OF THE RMP (INSTITUTIONAL FRAMEWORK, CUSTOMS EMPOWERMENT, TRAINING SERVICE TECHNICIANS, RECOVERY AND RECYCLING) (THIRD TRANCHE) | 06/01 | 412,879 | 412,879 |
| PHILIPPINES | | | |
| Ongoing | | | |
| MP/PHI/09/004 PREPARATION FOR HCFC PHASE-OUT INVESTMENT ACTIVITIES (FOAM SECTOR) | 09/12 | 70,000 | 65,581 |
| MP/PHI/10/001 | 11/01 | 1,770,650 | 53 |

| Project number Project title | Approval date | Budget | Delivery |
|---|----------------------|---------------|-----------------|
| SECTOR PLAN TO PHASE-OUT HCFC-141B IN THE FOAM SECTOR | | | |
| QATAR | | | |
| Ongoing | | | |
| MP/QAT/07/001 TERMINAL PHASE-OUT MANAGEMENT PLAN (FIRST TRANCHE) | 07/12 | 242,500 | 145,201 |
| MP/QAT/08/001 PREPARATION OF A HCFC PHASE-OUT MANAGEMENT PLAN | 08/08 | 55,000 | 47,898 |
| MP/QAT/09/001 TERMINAL PHASE-OUT MANAGEMENT PLAN (SECOND TRANCHE) | 09/12 | 70,000 | 53 |
| MP/QAT/09/002 INSTITUTIONAL STRENGTHENING | 10/01 | 89,000 | 53 |
| MP/QAT/10/001 PREPARATION FOR HCFC PHASE-OUT INVESTMENT ACTIVITIES (FOAM SECTOR) | 10/05 | 80,000 | 15,250 |
| Completed | | | |
| MP/QAT/06/001 RENEWAL OF INSTITUTIONAL STRENGTHENING PROJECT (PHASE II, SECOND YEAR FUNDING) | 06/08 | 44,500 | 42,856 |
| ROMANIA | | | |
| Ongoing | | | |
| MP/ROM/05/005 SECTOR PLAN FOR ODS PRODUCTION SECTOR | 06/01 | 3,200,000 | 3,200,000 |
| MP/ROM/06/002 NATIONAL CFC PHASE-OUT PLAN (SECOND TRANCHE) | 06/06 | 236,750 | 236,750 |
| MP/ROM/06/004 SECTOR PLAN FOR PRODUCTION SECTOR (SECOND TRANCHE) | 06/12 | 900,000 | 824,050 |
| MP/ROM/07/004 SECTOR PLAN FOR PRODUCTION SECTOR (FOURTH TRANCHE) | 07/12 | 1,200,000 | 1,199,917 |
| MP/ROM/10/001 NATIONAL CFC PHASE-OUT PLAN (FIRST TRANCHE) | 10/05 | 83,219 | 79,598 |
| Completed | | | |
| MP/ROM/05/002 NATIONAL CFC PHASE-OUT PLAN (FIRST TRANCHE) | 05/04 | 159,050 | 159,051 |
| MP/ROM/05/003 EXTENSION OF INSTITUTIONAL STRENGTHENING PROJECT: PHASE II | 05/06 | 145,984 | 145,797 |
| MP/ROM/06/005 TERMINAL PHASE-OUT MANAGEMENT PLAN FOR CTC PRODUCTION/CONSUMPTION FOR PROCESS AGENT USES | 06/12 | 1,019,768 | 1,019,768 |
| MP/ROM/07/002 NATIONAL CFC PHASE-OUT PLAN (THIRD TRANCHE) | 07/05 | 30,000 | 30,000 |

| Project number Project title | Approval date | Budget | Delivery |
|---|--------------------------|---------------|-----------------|
| SAO TOME AND PRINCIPE | | | |
| Ongoing | | | |
| MP/STP/08/001 TERMINAL PHASE-OUT MANAGEMENT PLAN FOR CFCS (FIRST TRANCHE) | 08/05 | 66,000 | 66,000 |
| MP/STP/09/001 TERMINAL PHASE-OUT MANAGEMENT PLAN FOR CFCS (SECOND TRANCHE) | 09/05 | 49,000 | 21,399 |
| SAUDI ARABIA | | | |
| Ongoing | | | |
| MP/SAU/07/002 NATIONAL PHASE-OUT PLAN | 07/12 | 1,287,000 | 873,617 |
| MP/SAU/08/001 PREPARATION OF A HCFC PHASE-OUT MANAGEMENT PLAN | 08/08 | 130,000 | 72,217 |
| MP/SAU/10/001 PREPARATION FOR HCFC PHASE-OUT INVESTMENT ACTIVITIES (FOAM SECTOR) | 10/05 | 80,000 | 55,091 |
| MP/SAU/10/002 PREPARATION FOR HCFC PHASE-OUT INVESTMENT ACTIVITIES (REFRIGERATION SECTOR) | 10/05 | 80,000 | 22,049 |
| MP/SAU/10/003 NATIONAL PHASE-OUT PLAN (SECOND TRANCHE) | 10/08 | 143,000 | 53 |
| MP/SAU/10/004 PHASE-OUT OF HCFC-22 AND HCFC-142B FROM THE MANUFACTURE OF EXTRUDED POLYSTYRENE PANEL AT LINE #2 IN ARABIAN CHEMICAL COMPANY | 11/01 | 615,323 | 53 |
| MP/SAU/10/005 PHASE-OUT OF HCFC-22 AND HCFC-142B FROM THE MANUFACTURE OF EXTRUDED POLYSTYRENE PANEL AT AT-WATANIA PLASTICS | 11/01 | 1,103,578 | 53 |
| SENEGAL | | | |
| Ongoing | | | |
| MP/SEN/08/002 PREPARATION OF A HCFC PHASE-OUT MANAGEMENT PLAN | 08/08 | 85,000 | 69,099 |
| Completed | | | |
| MP/SEN/06/001 PREPARATION OF A TERMINAL PHASE-OUT MANAGEMENT PLAN | 06/05 | 11,957 | 12,149 |
| SERBIA | | | |
| Ongoing | | | |
| MP/SRB/08/001 PREPARATION OF A HCFC PHASE-OUT MANAGEMENT PLAN | 08/08 | 150,000 | 102,200 |
| MP/SRB/09/001 | 10/01 | 131,300 | 19,554 |

| Project number Project title | Approval date | Budget | Delivery |
|---|--------------------------|---------------|-----------------|
| EXTENSION OF INSTITUTIONAL STRENGTHENING PROJECT (PHASE III) MP/SRB/10/001 | 10/05 | 193,500 | 53 |
| NATIONAL CFC PHASE-OUT PLAN (FORTH AND FIFTH TRANCHES) MP/SRB/10/003 | 10/05 | 40,678 | 53 |
| NATIONAL CFC PHASE-OUT PLAN (FIRST TRANCHE) MP/SRB/10/005 | 10/09 | 60,000 | 13,769 |
| PREPARATION FOR HCFC PHASE-OUT INVESTMENT ACTIVITIES (REFRIGERATION AIR-CONDITIONING MANUFACTURING SECTOR) MP/SRB/10/006 | 10/12 | 360,130 | 53 |
| HCFC PHASE-OUT MANAGEMENT PLAN (STAGE I, FIRST TRANCHE) MP/YUG/04/074 | 04/07 | 474,700 | 434,797 |
| NATIONAL CFC PHASE-OUT PLAN (FIRST TRANCHE) MP/YUG/04/147 | 04/12 | 131,300 | 131,157 |
| EXTENSION OF INSTITUTIONAL STRENGTHENING PROJECT (PHASE II) MP/YUG/05/005 | 05/12 | 759,000 | 122,328 |
| NATIONAL CFC PHASE-OUT PLAN (SECOND TRANCHE) MP/YUG/06/005 | 06/12 | 1,033,344 | 867,063 |
| NATIONAL CFC PHASE-OUT PLAN (THIRD TRANCHE) MP/YUG/07/001 | 07/06 | 222,000 | 15,276 |
| NATIONAL ODS PHASE-OUT PLAN (THIRD TRANCHE) | | | |
| SOMALIA | | | |
| Ongoing | | | |
| MP/SOM/10/001 PREPARATION OF A HCFC PHASE-OUT MANAGEMENT PLAN | 10/06 | 85,000 | 13,151 |
| SOUTH AFRICA | | | |
| Ongoing | | | |
| MP/SAF/08/003 PREPARATION OF A HCFC PHASE-OUT MANAGEMENT PLAN | 08/08 | 195,000 | 72,007 |
| MP/SAF/09/005 PREPARATION FOR HCFC PHASE-OUT INVESTMENT ACTIVITIES (POLYURETHANE FOAM SECTOR) | 10/01 | 150,000 | 68,667 |
| SUDAN | | | |
| Ongoing | | | |
| MP/SUD/07/010 NATIONAL CFC/CTC PHASE-OUT PLAN (THIRD TRANCHE) | 07/01 | 220,000 | 190,037 |
| MP/SUD/08/004 PREPARATION OF A HCFC PHASE-OUT MANAGEMENT PLAN | 08/08 | 30,000 | 29,940 |
| MP/SUD/09/004 NATIONAL CFC/CTC PHASE-OUT PLAN (FOURTH TRANCHE) | 09/07 | 200,000 | 117,210 |

| Project number Project title | Approval date | Budget | Delivery |
|--|--------------------------|---------------|-----------------|
| MP/SUD/09/006 PREPARATION FOR HCFC PHASE-OUT INVESTMENT ACTIVITIES (POLYURETHANE FOAM SECTOR) | 10/01 | 40,000 | 36,173 |
| MP/SUD/09/007 PREPARATION FOR HCFC PHASE-OUT INVESTMENT ACTIVITIES (REFRIGERATION AND AIR-CONDITIONING MANUFACTURING SECTORS) | 10/01 | 60,000 | 5,543 |
| MP/SUD/09/008 PREPARATION OF A HCFC PHASE-OUT MANAGEMENT PLAN (ADDITIONAL FUNDING) | 10/01 | 120,000 | 51,020 |
| MP/SUD/10/002 UMBRELLA PROJECT FOR THE PHASE-OUT OF HCFC-141B FROM THE POLYURETHANE (PU) RIGID FOAM PRODUCTION IN THE MANUFACTURING OF DOMESTIC REFRIGERATORS, COMMERCIAL REFRIGERATORS AND PU INSULATED COMPOSITE PANELS (MODERN, AMIN, COLDAIR, AKADABI) | 11/01 | 1,056,341 | 53 |
| SYRIAN ARAB REPUBLIC | | | |
| Ongoing | | | |
| MP/SYR/05/004 PHASE-OUT METHYL BROMIDE IN GRAIN FUMIGATION (THIRD TRANCHE) | 06/02 | 432,414 | 336,056 |
| MP/SYR/05/005 DEMONSTRATION PROJECT ON THE REPLACEMENT OF CFC CENTRIFUGAL CHILLERS | 06/01 | 585,961 | 559,395 |
| MP/SYR/06/001 METHYL BROMIDE NATIONAL PHASE-OUT PLAN (SOIL FUMIGATION) | 06/08 | 240,000 | 177,789 |
| MP/SYR/06/002 NATIONAL CFC PHASE-OUT PLAN FOR THE SYRIAN ARAB REPUBLIC (FIRST TRANCHE) | 06/08 | 430,000 | 386,391 |
| MP/SYR/08/001 PREPARATION OF A HCFC PHASE-OUT MANAGEMENT PLAN | 08/08 | 136,250 | 63,720 |
| MP/SYR/08/002 NATIONAL CFC PHASE-OUT PLAN | 09/01 | 170,000 | 73,148 |
| MP/SYR/09/001 EXTENSION OF INSTITUTIONAL STRENGTHENING (PHASE IV) | 09/08 | 152,867 | 31,899 |
| MP/SYR/09/002 NATIONAL CFC PHASE-OUT PLAN FOR THE SYRIAN ARAB REPUBLIC (THIRD TRANCHE) | 09/08 | 154,050 | 455 |
| MP/SYR/09/003 PREPARATION FOR HCFC PHASE-OUT INVESTMENT ACTIVITIES (REFRIGERATION MANUFACTURING SECTOR) | 09/08 | 60,000 | 59,118 |
| MP/SYR/10/001 PREPARATION FOR HCFC PHASE-OUT INVESTMENT ACTIVITIES (FOAM SECTOR) | 10/09 | 40,000 | 14,371 |
| MP/SYR/10/004 PHASE-OUT OF HCFC-22 AND HCFC-141B FROM THE MANUFACTURE OF UNITARY AIR-CONDITIONING EQUIPMENT | 11/01 | 1,465,361 | 53 |

| Project number Project title | Approval date | Budget | Delivery |
|--|----------------------|---------------|-----------------|
| AND RIGID POLYURETHANE INSULATION PANELS AT AL HAFEZ GROUP | | | |
| Completed | | | |
| MP/SYR/03/107 PHASE-OUT OF METHYL BROMIDE IN GRAIN STORAGE (SECOND TRANCHE) | 03/12 | 351,725 | 351,725 |
| MP/SYR/05/002 EXTENSION OF INSTITUTIONAL STRENGTHENING: PHASE III | 05/06 | 203,823 | 204,229 |
| THE FORMER YUGOSLAV REPUBLIC OF MACEDONIA | | | |
| Ongoing | | | |
| MP/MCD/08/001 PREPARATION OF A HCFC PHASE-OUT MANAGEMENT PLAN | 08/08 | 85,000 | 84,986 |
| MP/MCD/08/003 TERMINAL PHASE-OUT MANAGEMENT PLAN FOR CFCS | 08/12 | 15,000 | 15,000 |
| MP/MCD/09/001 EXTENSION OF THE INSTITUTIONAL STRENGTHENING PROJECT (PHASE VI) | 09/05 | 132,347 | 128,339 |
| MP/MCD/09/002 TERMINAL PHASE-OUT MANAGEMENT PLAN FOR CFCS (FIFTH TRANCHE) | 09/12 | 15,000 | 3,958 |
| MP/MCD/10/001 HCFC PHASE-OUT MANAGEMENT PLAN (PHASE I, FIRST TRANCHE) | 10/05 | 15,000 | 11,780 |
| Completed | | | |
| MP/MCD/06/001 EXTENSION OF THE INSTITUTIONAL STRENGTHENING PROJECT (PHASE V) | 06/05 | 132,347 | 132,347 |
| MP/MCD/07/001 TERMINAL PHASE-OUT MANAGEMENT PLAN FOR CFCS (THIRD TRANCHE) | 08/01 | 14,985 | 14,985 |
| TOGO | | | |
| Ongoing | | | |
| MP/TOG/10/001 HCFC PHASE-OUT MANAGEMENT PLAN (STAGE I, FIRST TRANCHE) | 11/01 | 200,000 | 53 |
| TUNISIA | | | |
| Ongoing | | | |
| MP/TUN/01/055 PROJECT PREPARATION IN THE FUMIGANTS SECTOR (DATES) | 01/04 | 25,000 | 12,272 |
| MP/TUN/08/001 PREPARATION OF A HCFC PHASE-OUT MANAGEMENT PLAN | 08/08 | 150,000 | 69,493 |
| MP/TUN/09/003 | 09/08 | 65,000 | 1,864 |

| Project number Project title | Approval date | Budget | Delivery |
|--|--------------------------|---------------|-----------------|
| PREPARATION FOR HCFC PHASE-OUT INVESTMENT ACTIVITIES (POLYURETHANE FOAM SECTOR) | | | |
| Completed | | | |
| MP/TUN/05/001 TRAINING AND AWARENESS WORKSHOP IN THE SOLVENTS AND PROCESS AGENTS (CTC AND TCA) SECTORS | 05/04 | 31,070 | 31,070 |
| TURKEY | | | |
| Ongoing | | | |
| MP/TUR/08/003 PREPARATION OF A HCFC PHASE-OUT MANAGEMENT PLAN | 08/08 | 195,000 | 87,600 |
| MP/TUR/09/003 PREPARATION OF ODS DISPOSAL PILOT PROJECT | 09/05 | 60,000 | 44,519 |
| MP/TUR/09/004 EXTENSION OF INSTITUTIONAL STRENGTHENING (PHASE IV) | 09/11 | 195,000 | 97,661 |
| MP/TUR/09/005 PREPARATION FOR HCFC PHASE-OUT INVESTMENT ACTIVITIES (POLYURETHANE FOAM SECTOR) | 09/08 | 150,000 | 131,688 |
| MP/TUR/09/006 PREPARATION FOR HCFC PHASE-OUT INVESTMENT ACTIVITIES (REFRIGERATION MANUFACTURING SECTOR) | 09/08 | 150,000 | 6,165 |
| MP/TUR/10/003 UMBRELLA PROJECT FOR THE PHASE-OUT OF HCFC-141B FROM THE POLYURETHANE (PU) RIGID FOAM PRODUCTION IN THE MANUFACTURING OF PU INSULATED SANDWICH PANELS AND PHASE-OUT HCFC-142B AND HCFC-22 IN THE MANUFACTURE OF EXTRUDED POLYSTYRENE BOARDSTOCK | 10/12 | 7,713,490 | 53 |
| Completed | | | |
| MP/TUR/03/108 PHASE-OUT OF METHYL BROMIDE IN PROTECTED TOMATO, CUCUMBER AND CARNATION CROPS (SECOND TRANCHE) | 03/12 | 1,000,000 | 999,975 |
| MP/TUR/05/001 PHASE-OUT OF METHYL BROMIDE IN PROTECTED TOMATO, CUCUMBER AND CARNATION CROPS (THIRD AND FOURTH TRANCHES) | 06/02 | 1,408,843 | 1,332,758 |
| TURKMENISTAN | | | |
| Ongoing | | | |
| MP/TUK/08/002 INSTITUTIONAL STRENGTHENING PROJECT (PHASE II) | 08/05 | 15,000 | 13,659 |
| MP/TUK/08/003 PREPARATION OF A HCFC PHASE-OUT MANAGEMENT PLAN | 08/08 | 85,000 | 141,653 |
| MP/TUK/09/001 TECHNICAL ASSISTANCE FOR THE ELIMINATION OF METHYL BROMIDE IN POST HARVEST SECTOR | 10/01 | 179,586 | 27,036 |
| MP/TUK/10/001 | 11/01 | 309,050 | 53 |

| Project number Project title | Approval date | Budget | Delivery |
|--|----------------------|---------------|-----------------|
| HCFC PHASE-OUT MANAGEMENT PLAN (STAGE I, FIRST TRANCHE) | | | |
| Completed | | | |
| MP/TUK/07/001 PREPARATION OF A PROJECT FOR THE ELIMINATION OF METHYL BROMIDE IN THE POST HARVEST SECTOR | 08/01 | 20,000 | 19,999 |
| URUGUAY | | | |
| Ongoing | | | |
| MP/URU/10/002 PREPARATION OF A HCFC PHASE-OUT INVESTMENT ACTIVITIES (REFRIGERATION MANUFACTURING SECTOR) | 10/05 | 50,000 | 11,329 |
| Completed | | | |
| MP/URU/01/125 PHASING OUT METHYL BROMIDE IN HORTICULTURE (TOMATOES AND FLOWERS) | 01/08 | 469,166 | 469,166 |
| VENEZUELA (BOLIVARIAN REPUBLIC OF) | | | |
| Ongoing | | | |
| MP/VEN/07/002 NATIONAL CFC PHASE-OUT PLAN FOR VENEZUELA (BOLIVARIAN REPUBLIC OF), 3RD TRANCHE | 07/04 | 2,071,831 | 1,894,374 |
| MP/VEN/08/001 PREPARATION OF A HCFC PHASE-OUT MANAGEMENT PLAN | 08/08 | 173,750 | 168,853 |
| MP/VEN/09/001 NATIONAL CFC PHASE-OUT PLAN: 2009 WORK PROGRAMME | 09/05 | 513,465 | 326,236 |
| MP/VEN/10/001 PREPARATION FOR HCFC PHASE-OUT INVESTMENT ACTIVITIES (FOAM SECTOR) | 10/05 | 100,000 | 46,462 |
| MP/VEN/10/002 PREPARATION OF HCFC PHASE-OUT INVESTMENT ACTIVITIES (REFRIGERATION AND AIR-CONDITIONING MANUFACTURING SECTOR) | 10/05 | 100,000 | 31,129 |
| YEMEN | | | |
| Ongoing | | | |
| MP/YEM/08/001 NATIONAL ODS PHASE-OUT PLAN (FIRST TRANCHE) | 08/10 | 1,137,500 | 1,109,704 |
| MP/YEM/08/002 PREPARATION OF A HCFC PHASE-OUT MANAGEMENT PLAN | 08/08 | 70,000 | 18,333 |
| MP/YEM/10/001 NATIONAL ODS PHASE-OUT PLAN (SECOND TRANCHE) | 10/05 | 233,000 | 123,531 |

| Project number Project title | Approval date | Budget | Delivery |
|--|--------------------------|---------------|-----------------|
| ZAMBIA | | | |
| Ongoing | | | |
| MP/ZAM/08/002 TECHNICAL ASSISTANCE FOR THE TOTAL PHASE-OUT OF METHYL BROMIDE IN TOBACCO, CUT FLOWERS, HORTICULTURE AND POST HARVEST USES | 08/12 | 289,548 | 194,789 |
| ZIMBABWE | | | |
| Completed | | | |
| MP/ZIM/06/002 TOTAL PHASE-OUT OF METHYL BROMIDE USED IN GRAIN FUMIGATION | 06/12 | 192,073 | 191,827 |
| MP/ZIM/07/001 TOTAL PHASE-OUT OF METHYL BROMIDE USED IN TOBACCO SEEDLINGS (SECOND TRANCHE) | 07/05 | 1,862,486 | 1,862,484 |
| AFRICA REGION | | | |
| Ongoing | | | |
| MP/RAF/06/010 STRATEGIC DEMONSTRATION PROJECT FOR ACCELERATED CONVERSION OF CFC CHILLERS IN 5 AFRICAN COUNTRIES (CAMEROON, EGYPT, NAMIBIA, NIGERIA AND SUDAN) | 06/04 | 747,500 | 666,799 |
| ARAB REGION | | | |
| Ongoing | | | |
| MP/RAB/08/002 REGIONAL DEMONSTRATION PROJECT ON ALTERNATIVES TO THE USE OF METHYL BROMIDE FOR TREATMENT OF HIGH MOISTURE DATES | 08/05 | 306,812 | 131,620 |
| EUROPE AND THE NIS REGION | | | |
| Ongoing | | | |
| MP/RER/05/010 DEMONSTRATION PROJECT ON THE REPLACEMENT OF CFC CENTRIFUGAL CHILLERS (CROATIA, MONTENEGRO, ROMANIA, SERBIA AND THE FORMER YUGOSLAV REPUBLIC OF MACEDONIA) | 05/12 | 1,069,074 | 905,311 |
| C. OTHER PROJECTS | | | |
| ALBANIA | | | |
| Ongoing | | | |
| FB/ALB/09/004 NATIONAL CLEANER PRODUCTION PROGRAMME FOR ALBANIA | 09/09 | 390,655 | 183,789 |

| Project number Project title | Approval date | Budget | Delivery |
|---|--------------------------|---------------|-----------------|
| Completed | | | |
| XP/ALB/08/002 ESTABLISHMENT AND OPERATION OF A NATIONAL CLEANER PRODUCTION CENTRE IN ALBANIA - PREPARATORY ASSISTANCE | 08/06 | 42,675 | 34,316 |
| ALGERIA | | | |
| Ongoing | | | |
| GF/ALG/09/001 CAPACITY BUILDING FOR THE ENVIRONMENTALLY SOUND MANAGEMENT OF POPS AND THE DESTRUCTION OF PCB WASTES IN ALGERIA - PREPARATORY ASSISTANCE | 09/07 | 260,000 | 219,716 |
| ANGOLA | | | |
| Ongoing | | | |
| GF/ANG/08/004 ENABLING ACTIVITIES FOR THE DEVELOPMENT OF A NATIONAL IMPLEMENTATION PLAN AS A FIRST STEP TO IMPLEMENT THE STOCKHOLM CONVENTION ON PERSISTENT ORGANIC POLLUTANTS (POPS) IN ANGOLA | 08/04 | 471,600 | 468,265 |
| TF/ANG/04/001 CAPACITY BUILDING FOR THE REHABILITATION OF THE FOOD INDUSTRY IN ANGOLA | 04/12 | 421,141 | 407,048 |
| TF/ANG/10/001 US/ANG/08/001, 002 XP/ANG/08/003 TECHNICAL ASSISTANCE FOR ANGOLA'S ENTREPRENEURSHIP CURRICULA IN SECONDARY SCHOOLS PROGRAMME | 08/12 | 1,384,700 | 567,081 |
| ARGENTINA | | | |
| Ongoing | | | |
| SF/ARG/04/001 ASSISTANCE TO CENTRO DE INVESTIGACIONES TEXTILES, SAN MARTIN, BUENOS AIRES, ARGENTINA (PHASE 2) | 04/03 | 204,384 | 201,869 |
| Completed | | | |
| UE/ARG/04/129 UE/ARG/04/12A, 12B (former US/ARG/04/129, US/ARG/04/12A) RECOVERY OF THE ARGENTINIAN INDUSTRIAL SECTOR: SME UPGRADING PROGRAMME FOR FOSTERING ACCESS TO CREDIT AND EXPORT MARKETS | 04/02 | 3,424,076 | 3,404,155 |
| XP/ARG/08/003 ASISTENCIA PREPARATORIA PARA LA IMPLEMENTACION DE UN PROGRAMA DE ACCESO AL CRÉDITO Y COMPETITIVIDAD PARA MICRO, PEQUEÑAS Y MEDIANAS EMPRESAS (MIPYME) | 08/12 | 130,473 | 131,783 |
| ARMENIA | | | |
| Ongoing | | | |
| GF/ARM/08/002 TECHNICAL ASSISTANCE FOR ENVIRONMENTALLY | 08/11 | 805,000 | 535,199 |

| Project number Project title | Approval date | Budget | Delivery |
|---|--------------------------|---------------|-----------------|
| SUSTAINABLE MANAGEMENT OF PCBS AND OTHER POPS WASTE IN THE REPUBLIC OF ARMENIA TF/ARM/09/001, A01, B01 | 09/04 | 309,914 | 102,746 |
| SUSTAINABLE LIVELIHOOD FOR SOCIALLY VULNERABLE REFUGEES, INTERNALLY DISPLACED AND LOCAL FAMILIES | | | |
| AZERBAIJAN | | | |
| Ongoing | | | |
| GF/AZE/08/003 ENVIRONMENTALLY SOUND MANAGEMENT AND DISPOSAL OF POLYCHLORINATED BIPHENYLS (PCBS) - PREPARATORY PHASE | 08/10 | 106,000 | 103,985 |
| GF/AZE/10/001 ENVIRONMENTALLY SOUND MANAGEMENT AND DISPOSAL OF POLYCHLORINATED BIPHENYLS (PCBS) | 10/05 | 2,120,000 | 144,441 |
| TE/AZE/08/001 TRADE CAPACITY BUILDING FOR AZERBAIJAN TO REAP THE BENEFITS OF ACCESSION TO THE WTO - PREPARATORY ASSISTANCE | 08/01 | 20,343 | 11,723 |
| BELARUS | | | |
| Ongoing | | | |
| UE/BYE/10/001 INSTITUTIONAL STRENGTHENING AND POLICY SUPPORT TO UPGRADE THE COMPONENT MANUFACTURERS IN THE AUTOMOTIVE INDUSTRY IN BELARUS - PREPARATORY ASSISTANCE | 10/11 | 54,974 | 0 |
| XP/BYE/06/001 XP/BYE/09/001 STRENGTHENING THE NATIONAL SYSTEM OF TECHNOLOGY TRANSFER IN THE REPUBLIC OF BELARUS ON THE BASIS OF APPLICATION OF INFORMATION AND COMMUNICATIONS TECHNOLOGIES (PHASE II) | 06/04 | 176,398 | 166,367 |
| BELIZE | | | |
| Completed | | | |
| SF/BZE/07/001 INVESTMENT PROMOTION UNIT IN THE SOUTHERN LAGOON FREE ECONOMIC ZONE (IPU BELIZE) | 09/02 | 17,782 | 17,782 |
| XP/BZE/06/001 XP/BZE/09/001 PREPARATORY ASSISTANCE MISSION FOR STRATEGIC CONCEPT FOR THE DEVELOPMENT OF THE TOURISM INDUSTRY AND PROMOTION OF PRODUCTIVE EMPLOYMENT IN BELIZE | 06/04 | 39,179 | 28,125 |
| BHUTAN | | | |
| Ongoing | | | |
| TE/BHU/10/002 ENHANCED INTEGRATED FRAMEWORK (EIF): CONFORMITY ASSESSMENT CAPACITY BUILDING IN BHUTAN - PREPARATORY | 10/09 | 41,940 | 26,283 |

| Project number Project title | Approval date | Budget | Delivery |
|--|--------------------------|---------------|-----------------|
| ASSISTANCE UE/BHU/08/001 XP/BHU/10/001 PILOT PROGRAMME FOR THE PROMOTION OF CULTURE-BASED CREATIVE INDUSTRIES FOR POVERTY REDUCTION, COMMUNITY VITALIZATION, AND YOUTH AND WOMEN'S (SELF-)EMPLOYMENT | 08/12 | 319,530 | 265,486 |
| BOLIVIA (PLURINATIONAL STATE OF) | | | |
| Ongoing | | | |
| FM/BOL/08/001 PRODUCTIVE PATRIMONIAL ASSETS BUILDING AND CITIZENSHIP PROGRAMME FOR WOMEN IN EXTREME POVERTY IN BOLIVIA (PLURINATIONAL STATE OF) | 08/12 | 795,359 | 374,264 |
| FM/BOL/09/001 THE INTEGRATION OF INDIGENOUS ANDEAN PRODUCERS INTO NEW NATIONAL AND INTERNATIONAL VALUE CHAINS | 09/12 | 162,532 | 136,786 |
| FM/BOL/09/002 PROGRAMA DE FORTALECIMIENTO DE LA CAPACIDAD DE RESPUESTA LOCAL PARA LA EJECUCION DE INICIATIVAS SECTORIALES DEL PMD-C | 09/12 | 244,843 | 61,664 |
| BOSNIA AND HERZEGOVINA | | | |
| Ongoing | | | |
| UE/BIH/10/001 NATIONAL CLEANER PRODUCTION PROGRAMME (NCPP) - BOSNIA AND HERZEGOVINA - PREPARATORY ASSISTANCE | 11/01 | 53,548 | 0 |
| BOTSWANA | | | |
| Ongoing | | | |
| DZ/BOT/09/001 IMPROVING INDUSTRIAL GOVERNANCE IN BOTSWANA: ADVISORY AND CAPACITY BUILDING SUPPORT FOR THE FORMULATION OF A NEW INDUSTRIAL POLICY | 10/01 | 94,200 | 92,600 |
| GF/BOT/03/011 ENABLING ACTIVITIES TO FACILITATE EARLY ACTION ON THE IMPLEMENTATION OF THE STOCKHOLM CONVENTION ON PERSISTENT ORGANIC POLLUTANTS IN BOTSWANA | 03/10 | 456,000 | 452,395 |
| BRAZIL | | | |
| Completed | | | |
| TF/BRA/05/002 TOTAL PHASE-OUT OF MB USED IN FLOWERS, ORNAMENTALS, STRAWBERRIES AND OTHER USES | 06/01 | 580,178 | 580,178 |

| Project number Project title | Approval date | Budget | Delivery |
|--|--------------------------|---------------|-----------------|
| BULGARIA | | | |
| Ongoing | | | |
| UE/BUL/06/001 PROGRAMME FOR THE SUSTAINABLE DEVELOPMENT OF ENTERPRISES IN BULGARIA WITH FOCUS ON ENHANCING THE LOCAL EXPERTISE IN CP, EST AND CSR METHODOLOGIES | 06/12 | 816,730 | 794,725 |
| BURKINA FASO | | | |
| Ongoing | | | |
| GF/BKF/10/002 YA/BKF/10/001 PROMOTING ENERGY EFFICIENCY TECHNOLOGIES IN BEER BREWING SECTOR IN BURKINA FASO - PREPARATORY ASSISTANCE | 10/11 | 50,000 | 0 |
| BURUNDI | | | |
| Ongoing | | | |
| SF/BDI/07/001 US/BDI/09/001 XP/BDI/08/001 ENERGY FOR PRODUCTIVE USES: A DEMONSTRATION PROJECT PROMOTING RENEWABLE ENERGY FOR INDUSTRIAL DEVELOPMENT | 08/04 | 622,184 | 611,696 |
| YA/BDI/10/001 BURUNDI COUNTRY EVALUATION | 10/04 | 43,069 | 38,237 |
| CAMEROON | | | |
| Ongoing | | | |
| EE/CMR/08/002, A02 PROGRAMME PILOTE D'APPUI A LA MISE A NIVEAU, LA NORMALISATION ET LA QUALITE AU CAMEROUN | 08/09 | 2,272,897 | 1,430,618 |
| SF/CMR/09/004 IMPROVING THE INCOME GENERATING POTENTIAL OF THE OIL PALM IN WEST AND CENTRAL AFRICA REGION (CAMEROON AND NIGERIA) | 10/01 | 245,224 | 30,900 |
| TF/CMR/07/002 TOTAL PHASE-OUT OF METHYL BROMIDE USED IN STORED COMMODITIES FUMIGATION | 08/02 | 259,713 | 239,504 |
| CAPE VERDE | | | |
| Ongoing | | | |
| FB/CVI/09/001, A01-E01 US/CVI/09/002 US/CVI/10/003 ONE UN PROGRAMME FOR CAPE VERDE | 09/06 | 849,327 | 705,337 |
| GF/CVI/10/002 UE/CVI/10/001 PROMOTING MARKET BASED DEVELOPMENT OF SMALL TO MEDIUM SCALE RENEWABLE ENERGY SYSTEM - PREPARATORY ASSISTANCE | 10/03 | 120,000 | 83,262 |

| Project number Project title | Approval date | Budget | Delivery |
|--|--------------------------|---------------|-----------------|
| CHAD | | | |
| Ongoing | | | |
| GF/CHD/09/002 YA/CHD/09/001 YA/CHD/10/001 PROMOTING RENEWABLE ENERGY-BASED MINI-GRIDS FOR RURAL ELECTRIFICATION AND PRODUCTIVE USES IN CHAD (PPG) | 09/08 | 122,839 | 103,060 |
| CHINA | | | |
| Ongoing | | | |
| XP/CPR/10/008 COUNTRY EVALUATION CHINA | 10/11 | 69,444 | 63,902 |
| COLOMBIA | | | |
| Ongoing | | | |
| FB/COL/10/002 STRENGTHENING NATIONAL GOVERNANCE FOR SAICM IMPLEMENTATION IN COLOMBIA | 10/07 | 231,296 | 119,430 |
| SF/COL/08/002 PROJECT GLOBAL MERCURY 2 - INTRODUCTION OF CLEANER ARTISANAL GOLD MINING AND EXTRACTION TECHNOLOGIES | 09/07 | 133,442 | 111,658 |
| COMOROS | | | |
| Completed | | | |
| YA/COI/09/001 DEVELOPING RENEWABLE ENERGY FOR PRODUCTIVE USES IN COMOROS - PREPARATORY ASSISTANCE | 09/01 | 24,555 | 23,659 |
| CÔTE D'IVOIRE | | | |
| Ongoing | | | |
| EE/IVC/08/004 TE/IVC/10/005 PROJET DE RESTRUCTURATION DU DISPOSITIF DE CLASSEMENT DE LA FIBRE DE COTON EN CÔTE D'IVOIRE | 09/04 | 1,323,425 | 1,266,399 |
| EE/IVC/10/001, A01 AMELIORATION DE LA COMPETITIVITE DES ENTREPRISES IVOIRIENNES DES SECTEURS D'EXPORTATION NON TRADITIONNELS | 10/06 | 2,045,895 | 282,570 |
| GF/IVC/10/003 YA/IVC/10/002 PROMOTING RENEWABLE ENERGY-BASED GRIDS IN RURAL COMMUNITIES FOR PRODUCTIVE USES IN CÔTE D'IVOIRE - PREPARATORY ASSISTANCE | 10/03 | 100,000 | 24,673 |
| TE/IVC/08/003 QUALIFYING TRAINING - INSERTION OF THE YOUTH | 09/02 | 840,013 | 681,825 |
| TF/IVC/10/004, A04 YOUTH TRAINING FOR POST-CONFLICT RECOVERY AND PEACEBUILDING | 10/09 | 3,091,000 | 68,958 |

| Project number Project title | Approval date | Budget | Delivery |
|---|--------------------------|---------------|-----------------|
| Completed | | | |
| EE/IVC/07/001 PROGRAMME DE PREVENTION ET DE CONTROLE DE LA CONTAMINATION DU CAFE ET CACAO PAR L'OCHRATOXINE A (OTA) EN CÔTE D'IVOIRE | 07/02 | 2,527,080 | 2,516,975 |
| CROATIA | | | |
| Ongoing | | | |
| TF/CRO/10/001 PHASE-OUT OF HCFC-141B FROM THE MANUFACTURING OF PU RIGID AND INTEGRAL SKIN FOAM AT POLI-MIX COMPANY | 10/12 | 105,000 | 0 |
| CUBA | | | |
| Ongoing | | | |
| GP/CUB/05/001 GENERATION AND DELIVERY OF RENEWABLE ENERGY-BASED MODERN ENERGY SERVICES IN CUBA; THE CASE OF ISLA DE LA JUVENTUD | 05/09 | 2,400,000 | 2,042,058 |
| DEMOCRATIC REPUBLIC OF THE CONGO | | | |
| Ongoing | | | |
| TE/ZAI/10/001 YA/ZAI/10/002 PROGRAMMING EXERCISE FOR COUNTRY PROGRAMME IN THE DEMOCRATIC REPUBLIC OF THE CONGO – FORMULATION MISSION | 10/07 | 58,367 | 40,850 |
| TF/ZAI/07/001 PHASE OUT OF ODS IN THE SOLVENT SECTOR | 08/02 | 432,660 | 419,194 |
| DJIBOUTI | | | |
| Ongoing | | | |
| YA/DJI/10/001 COUNTRY PROGRAMME FOR DJIBOUTI – SEED MONEY | 10/11 | 131,944 | 0 |
| ECUADOR | | | |
| Ongoing | | | |
| GF/ECU/10/002 XP/ECU/10/001 INDUSTRIAL ENERGY EFFICIENCY IN ECUADOR - PREPARATORY ASSISTANCE | 10/03 | 149,747 | 92,134 |
| EGYPT | | | |
| Ongoing | | | |
| FB/EGY/09/005 ASSESSMENT AND CAPACITY BUILDING IN CHEMICALS AND CHEMICALS WASTE MANAGEMENT IN EGYPT | 09/07 | 231,480 | 149,872 |

| Project number Project title | Approval date | Budget | Delivery |
|--|--------------------------|---------------|-----------------|
| FM/EGY/08/004 CLIMATE CHANGE RISK MANAGEMENT IN EGYPT | 08/12 | 467,831 | 216,407 |
| FM/EGY/09/004 THE DAHSHUR WORLD HERITAGE SITE MOBILIZATION FOR CULTURAL HERITAGE FOR COMMUNITY DEVELOPMENT | 09/04 | 215,647 | 145,324 |
| FM/EGY/09/006 PRO-POOR HORTICULTURE VALUE CHAINS IN UPPER EGYPT | 09/11 | 639,310 | 472,927 |
| GF/EGY/09/001 UE/EGY/09/003 INDUSTRIAL ENERGY EFFICIENCY - GEF CONTRIBUTION FOR PREPARATORY ASSISTANCE | 09/04 | 204,608 | 118,446 |
| US/EGY/10/005 UPGRADING THE MEDICINAL AND AROMATIC PLANTS VALUE CHAIN - ACCESS TO EXPORT MARKETS | 10/11 | 601,770 | 0 |
| XP/EGY/10/002 PROMOTION OF CREATIVE INDUSTRIES THROUGH CREATIVE ENTERPRISE DEVELOPMENT IN THE CRAFTS SUB-SECTOR FOR POVERTY REDUCTION IN EGYPT - PREPARATORY ASSISTANCE | 10/07 | 32,059 | 31,718 |
| EL SALVADOR | | | |
| Ongoing | | | |
| FB/ELS/09/001 LIFE CYCLE ANALYSIS OF CHEMICAL SUBSTANCES | 09/05 | 228,426 | 167,700 |
| FM/ELS/09/002 PROGRESSIVE AND SUSTAINABLE HOUSING IN SAN SALVADOR | 10/03 | 242,500 | 229,842 |
| Completed | | | |
| XP/ELS/07/001 PROGRAMMING MISSION FOR IP EL SALVADOR | 07/08 | 35,641 | 34,981 |
| ERITREA | | | |
| Ongoing | | | |
| GF/ERI/07/001 ENABLING ACTIVITIES TO FACILITATE EARLY ACTION ON THE IMPLEMENTATION OF THE STOCKHOLM CONVENTION ON PERSISTENT ORGANIC POLLUTANTS (POPS) IN ERITREA | 07/03 | 346,500 | 292,458 |
| ETHIOPIA | | | |
| Ongoing | | | |
| FM/ETH/09/001 DEVELOPMENT AND THE PRIVATE SECTOR: UNIDO/FAO/ILO JOINT PROGRAMME ON EDIBLE OIL VALUE CHAIN ENHANCEMENT - PREPARATORY ASSISTANCE | 09/07 | 18,600 | 13,600 |
| FM/ETH/10/002, A02 EDIBLE OIL VALUE CHAIN ENHANCEMENT | 10/03 | 511,308 | 244,680 |
| XP/ETH/10/004 CATALYZING AGRIBUSINESS INVESTMENT IN ETHIOPIA THROUGH PROMOTION OF AGRO-INDUSTRIAL PARKS - PREPARATORY ASSISTANCE | 10/09 | 34,308 | 6,465 |

| Project number Project title | Approval date | Budget | Delivery |
|--|--------------------------|---------------|-----------------|
| GHANA | | | |
| Ongoing | | | |
| TF/GHA/09/001 ENHANCING HUMAN SECURITY THROUGH DEVELOPING LOCAL CAPACITY FOR HOLISTIC COMMUNITY-BASED CONFLICT PREVENTION IN NORTHERN GHANA | 09/01 | 44,000 | 3,770 |
| GRENADA | | | |
| Ongoing | | | |
| UE/GRN/05/001 (former US/GRN/05/001) CARIBBEAN SOLAR FINANCING PROGRAMME (CSFP) IN GRENADA | 05/11 | 269,162 | 173,047 |
| GUATEMALA | | | |
| Ongoing | | | |
| GF/GUA/02/015 ENABLING ACTIVITIES TO FACILITATE EARLY ACTION ON THE IMPLEMENTATION OF THE STOCKHOLM CONVENTION ON PERSISTENT ORGANIC POLLUTANTS | 02/07 | 495,200 | 480,238 |
| US/GUA/02/106 INTEGRATED PROGRAMME TO SUPPORT THE PRODUCTIVE SECTOR OF GUATEMALA FOR THE PERIOD 1999-2004 – COMPONENT III: CONSTRUCTION OF CENAME LABORATORY BUILDING | 02/12 | 1,759,204 | 1,756,649 |
| XP/GUA/07/001 PROGRAMMING MISSION FOR IP GUATEMALA, PHASE II | 07/08 | 42,304 | 35,355 |
| GUINEA | | | |
| Ongoing | | | |
| FB/GUI/10/002, A02, B02 PROJET CONJOINT D'APPUI AU MOUVEMENT DE LA JEUNESSE ET A CERTAINS GROUPES DE JEUNES LES PLUS DESHERITES | 10/05 | 981,309 | 328,016 |
| GF/GUI/09/002 YA/GUI/09/001 YA/GUI/10/001 PROMOTING DEVELOPMENT OF MULTI-PURPOSE MINI-HYDRO POWER SYSTEMS (FOR PROVISION OF ENERGY, IRRIGATION ETC.) IN REPUBLIC OF GUINEA - PREPARATORY ASSISTANCE | 09/07 | 101,737 | 44,725 |
| TF/GUI/05/001 QUICK IMPACT PROGRAMME FOR REFUGEE ZONES: COMMUNITY BASED PRODUCTION CENTRES AND COMMUNITY REHABILITATION PROJECTS WITH SKILLS UPGRADING IN FOREST GUINEA | 05/06 | 1,294,488 | 1,188,115 |
| TF/GUI/06/002 LUTTE CONTRE LA PAUVRETE PAR LA CREATION D'EMPLOIS ET LA PROMOTION DU TEXTILE TRADITIONNEL. PROFESSIONNALISATION DES METIERS DU TEXTILE PAR LA FORMATION. | 07/04 | 184,320 | 183,864 |

| Project number Project title | Approval date | Budget | Delivery |
|--|--------------------------|---------------|-----------------|
| HAITI | | | |
| Ongoing | | | |
| EE/HAI/07/001 XP/HAI/08/001 PROGRAMME DE COMPETITIVITE ET RENFORCEMENT DES CAPACITES D'EXPORTATIONS POUR L'INTEGRATION REGIONALE | 08/01 | 555,552 | 550,626 |
| XP/HAI/10/001 POST-DISASTER NEEDS ASSESSMENT (PDNA) AND RECOVERY FRAMEWORK, HAITI EARTHQUAKE 2010 - PREPARATORY ASSISTANCE | 10/03 | 52,381 | 42,789 |
| Completed | | | |
| XP/HAI/06/001 UNIDO'S SUPPORT PROGRAMME IN HAITI - SEED MONEY | 06/03 | 37,044 | 36,435 |
| HONDURAS | | | |
| Ongoing | | | |
| FM/HON/08/003 PROGRAMA CONJUNTO EN AGUA Y SANEAMIENTO - HONDURAS | 08/09 | 283,081 | 251,358 |
| INDIA | | | |
| Ongoing | | | |
| XP/IND/10/003 INDEPENDENT COUNTRY EVALUATION OF THE REPUBLIC OF INDIA | 10/10 | 68,027 | 62,056 |
| IRAN (ISLAMIC REPUBLIC OF) | | | |
| Ongoing | | | |
| SF/IRA/09/005 INDUSTRIAL ENERGY EFFICIENCY IN KEY SECTORS | 10/07 | 45,187 | 0 |
| Completed | | | |
| SE/IRA/08/001 NATIONAL WORKSHOP ON ENERGY IN THE GLOBAL VALUE CHAIN - A CASE OF PETROCHEMICAL DOWNSTREAM INDUSTRY | 08/09 | 17,411 | 15,560 |
| IRAQ | | | |
| Ongoing | | | |
| DG/IRQ/10/002 FOSTERING THE PRODUCTIVE AND SUSTAINABLE USE OF RESOURCES BY THE IRAQI INDUSTRIES THROUGH THE APPLICATION OF RECP METHODS AND PRACTICES - PREPARATORY ASSISTANCE | 10/03 | 199,400 | 131,072 |
| FB/IRQ/07/001, A01 COMMUNITY LIVELIHOODS AND MICRO-INDUSTRY SUPPORT PROJECT (CLARIS) | 07/03 | 5,678,540 | 5,677,605 |

| Project number Project title | Approval date | Budget | Delivery |
|--|--------------------------|---------------|-----------------|
| FB/IRQ/07/003, A03 REHABILITATION OF THE DATE PALM SECTOR IN IRAQ | 07/05 | 2,949,721 | 2,846,016 |
| FB/IRQ/07/004, A04 ENTERPRISE DEVELOPMENT AND INVESTMENT PROMOTION IN THE SME SECTOR IN IRAQ | 07/08 | 2,862,980 | 2,837,469 |
| FB/IRQ/07/005 SUPPORT FOR JOB CREATION AND SELF EMPLOYMENT THROUGH PROMOTION OF MICRO-INDUSTRIES IN NINEWA GOVERNORATE OF IRAQ | 08/01 | 1,995,195 | 1,969,839 |
| FB/IRQ/08/006 TECHNOLOGY ACQUISITION TO RE-START AND GENERATE ECONOMIC TRANSFORMATION (TARGET) | 08/12 | 2,784,112 | 1,958,913 |
| FB/IRQ/08/007, A07 PRIVATE SECTOR DEVELOPMENT PROGRAMME FOR IRAQ | 09/01 | 5,040,952 | 2,858,955 |
| FB/IRQ/09/004, A04 REHABILITATION OF THE SPECIALIZED INSTITUTE FOR ENGINEERING INDUSTRIES (SIEI) | 09/07 | 3,960,518 | 1,842,616 |
| FB/IRQ/09/007 ENTERPRISE DEVELOPMENT THROUGH INFORMATION AND COMMUNICATION TECHNOLOGY | 09/10 | 2,770,941 | 2,246,659 |
| FB/IRQ/10/001 REHABILITATION OF THE MOSUL DAIRY PLANT | 10/01 | 2,371,394 | 1,579,797 |
| FB/IRQ/10/005 DEVELOPING IRAQI AGRICULTURAL AND AGRO-INDUSTRIAL DATA, INFORMATION SYSTEMS AND ANALYTICAL CAPACITIES | 10/07 | 470,588 | 67,948 |
| TE/IRQ/08/004 DEVELOPMENT OF MICRO-INDUSTRIES FOR THE REINTEGRATION OF INTERNALLY DISPLACED PERSONS | 08/12 | 2,014,391 | 1,634,192 |
| TE/IRQ/09/008, A08 PROMOTION OF MICRO-INDUSTRIES FOR ACCELERATED AND SUSTAINABLE LIVELIHOOD RECOVERY - NINEWA GOVERNORATE OF IRAQ | 09/11 | 2,329,829 | 2,288,115 |
| TE/IRQ/09/010 INVESTMENT PROMOTION FOR IRAQ (IPI) | 10/03 | 2,648,606 | 523,174 |
| TE/IRQ/10/006 ENHANCING INVESTMENTS TO IRAQ THROUGH INDUSTRIAL ZONE DEVELOPMENT | 11/01 | 3,753,331 | 0 |
| XP/IRQ/08/005 REHABILITATION OF THE SPECIALIZED INSTITUTE FOR ENGINEERING INDUSTRIES (SIEI) - PREPARATORY ASSISTANCE | 08/12 | 22,370 | 22,240 |
| XP/IRQ/10/003 DEVELOPMENT OF THE SMALL HYDRO POWER PROGRAMME - PREPARATORY ASSISTANCE | 10/04 | 31,000 | 26,800 |
| XP/IRQ/10/004 INDUSTRIAL ZONES DEVELOPMENT FOR IRAQ - PREPARATORY ASSISTANCE | 10/05 | 26,000 | 24,202 |
| Completed | | | |
| FB/IRQ/04/003 PILOT PROJECT FOR THE REHABILITATION OF THE DAIRY | 04/12 | 4,130,387 | 4,127,906 |

| Project number Project title | Approval date | Budget | Delivery |
|---|--------------------------|---------------|-----------------|
| SECTOR IN IRAQ FB/IRQ/06/002, A02-C02 COMMUNITY LIVELIHOODS AND MICRO-INDUSTRY SUPPORT PROJECT IN RURAL AND URBAN AREAS OF NORTH IRAQ | 06/06 | 5,481,145 | 5,356,899 |
| FB/IRQ/06/003 REBUILDING FOOD SAFETY AND FOOD PROCESSING INDUSTRY CAPACITY IN IRAQ | 06/08 | 1,656,637 | 1,621,071 |
| XP/IRQ/09/003 REBUILDING FOOD SAFETY AND FOOD INDUSTRY CAPACITY IN IRAQ, PHASE 2 - PREPARATORY ASSISTANCE | 09/05 | 28,862 | 2,397 |
| JAMAICA | | | |
| Ongoing | | | |
| XP/JAM/07/001, A01 XP/JAM/09/001, A01 PREPARATORY ASSISTANCE TO JAMAICA FISH EXPORT SECTOR TO OVERCOME BARRIERS TO TRADE TOWARDS THE EU | 07/07 | 105,392 | 70,166 |
| JORDAN | | | |
| Completed | | | |
| TF/JOR/08/002 XP/JOR/08/001 ASSISTANCE TO THE ORGANIZATION OF THE REGIONAL CONFERENCE ON “ECO CITIES OF THE MEDITERRANEAN” | 08/03 | 175,513 | 162,549 |
| KENYA | | | |
| Ongoing | | | |
| DG/KEN/10/009 CLIMATE CHANGE ADAPTATION BY USING RENEWABLE ENERGY POWER SYSTEMS FOR PRODUCTIVE USES | 10/09 | 900,000 | 84,765 |
| UE/KEN/10/010 DEMONSTRATION AND TRANSFER OF ENVIRONMENTALLY SOUND TECHNOLOGY FOR WATER TREATMENT | 11/01 | 107,095 | 0 |
| XP/KEN/07/001 YA/KEN/07/008 IMPLEMENTATION OF TEN MODEL PICO HYDRO SYSTEMS IN KENYA (PART OF THE ENERGY COMPONENT OF IP KENYA) | 07/04 | 240,505 | 181,087 |
| XP/KEN/07/003 YA/KEN/07/004 IMPLEMENTATION OF THREE BIOMASS WASTE DIGESTERS IN SELECTED MILLENNIUM DISTRICTS (IN RURAL OFF-GRID AREAS) IN KENYA (PART OF ENERGY COMPONENT OF IP KENYA) | 07/07 | 205,224 | 204,263 |
| KYRGYZSTAN | | | |
| Ongoing | | | |
| FB/KYR/10/001 SUPPLY OF RELIABLE ENERGY TO RURAL FIRST AID STATIONS IN KYRGYZSTAN | 10/08 | 148,524 | 146,322 |

| Project number Project title | Approval date | Budget | Delivery |
|--|--------------------------|---------------|-----------------|
| LEBANON | | | |
| Ongoing | | | |
| FB/LEB/09/002 SUPPORT FOR LIVELIHOODS AND ECONOMIC RECOVERY IN WAR-AFFECTED AREAS IN LEBANON - PHASE II | 09/05 | 1,401,869 | 1,355,933 |
| TE/LEB/10/002 COMMUNITY EMPOWERMENT AND LIVELIHOODS ENHANCEMENT PROJECT | 10/12 | 1,810,442 | 0 |
| Completed | | | |
| FB/LEB/07/001 SUPPORT FOR LIVELIHOODS AND ECONOMIC RECOVERY IN WAR-AFFECTED AREAS OF LEBANON | 07/08 | 2,803,738 | 2,671,755 |
| LESOTHO | | | |
| Ongoing | | | |
| YA/LES/09/001 YA/LES/10/001 IMPROVING INDUSTRIAL GOVERNANCE IN LESOTHO: ADVISORY AND CAPACITY BUILDING SUPPORT FOR THE FORMULATION OF A NEW INDUSTRIAL POLICY | 09/09 | 102,492 | 87,288 |
| LIBERIA | | | |
| Ongoing | | | |
| GF/LIR/09/002 YA/LIR/09/001 YA/LIR/10/001 INSTALLATION OF MULTI-PURPOSE MINI-HYDRO INFRASTRUCTURE (FOR ENERGY AND IRRIGATION) - PREPARATORY ASSISTANCE | 09/07 | 126,406 | 91,999 |
| TE/LIR/09/003 XP/LIR/07/002 YA/LIR/07/003 STANDARDS AND CONFORMITY ASSESSMENT INFRASTRUCTURE | 07/08 | 341,020 | 335,420 |
| XP/LIR/07/004 XP/LIR/08/002 YA/LIR/07/005 YA/LIR/08/001 PILOT GROWTH CENTRE IN HARPER | 07/08 | 264,447 | 188,858 |
| XP/LIR/10/002 RAISING INCOMES IN RURAL COMMUNITIES THROUGH SUPPORTING ARTISANAL FISHERY VALUE CHAIN AND MARKETING DEVELOPMENT - PREPARATORY ASSISTANCE | 10/09 | 27,225 | 3,206 |
| LIBYAN ARAB JAMAHIRIYA | | | |
| Ongoing | | | |
| DP/LIB/05/001 INDUSTRIAL RESEARCH CENTER - LABORATORY ACCREDITATION PROGRAMME | 05/06 | 1,183,103 | 936,317 |
| TF/LIB/08/003 PHASE-OUT OF METHYL BROMIDE IN HORTICULTURE: TOMATOES, CUCUMBER, PEPPERS AND OTHERS | 10/03 | 500,000 | 357,929 |

| Project number Project title | Approval date | Budget | Delivery |
|---|--------------------------|---------------|-----------------|
| MADAGASCAR | | | |
| Ongoing | | | |
| TF/MAG/09/003 ECONOMIC DEVELOPMENT BOARD OF MADAGASCAR (EDBM) CAPACITY BUILDING FOR EFFECTIVE INVESTMENT PROMOTION, PARTNERSHIP FACILITATION AND AFTER CARE SERVICES | 09/11 | 173,000 | 152,229 |
| MALAWI | | | |
| Ongoing | | | |
| FB/MLW/09/001 EMPOWERING POOR RURAL COMMUNITIES WITH LABOUR- SAVING TECHNOLOGIES FOR INCREASED LABOUR PRODUCTIVITY, FOOD PRODUCTION AND INCOME GENERATION, SATECH | 10/01 | 480,891 | 211,632 |
| GF/MLW/03/004 ENABLING ACTIVITIES TO FACILITATE EARLY ACTION ON THE IMPLEMENTATION OF THE STOCKHOLM CONVENTION ON PERSISTENT ORGANIC POLLUTANTS (POPS) IN MALAWI | 03/02 | 496,500 | 492,175 |
| TE/MLW/08/001 CAPACITY BUILDING FOR AFLATOXIN MANAGEMENT AND CONTROL IN GROUNDNUTS IN MALAWI | 08/10 | 312,464 | 259,843 |
| YA/MLW/10/001 MARKET ACCESS AND TRADE FACILITATION SUPPORT FOR MALAWI, THROUGH STRENGTHENING INSTITUTIONAL AND NATIONAL CAPACITIES RELATED TO STANDARDS, METROLOGY, TESTING AND QUALITY (SMTQ) - PREPARATORY ASSISTANCE | 10/03 | 44,462 | 30,163 |
| YA/MLW/10/002 STRENGTHENING OF INDUSTRIAL AND TRADE STATISTICS DATABASE - PREPARATORY ASSISTANCE | 10/06 | 28,083 | 19,863 |
| Completed | | | |
| DG/MLW/05/001 MALAWI POVERTY REDUCTION STRATEGY (MPRS) MANAGEMENT AND MONITORING - INVESTMENT FORUM PREPARATION | 05/01 | 150,000 | 24,752 |
| MALAYSIA | | | |
| Ongoing | | | |
| GF/MAL/09/001 XP/MAL/09/002 INDUSTRIAL ENERGY EFFICIENCY FOR MALAYSIAN MANUFACTURING SECTOR (IEEMMS) - PROJECT PREPARATION | 09/04 | 179,053 | 157,211 |
| MALDIVES | | | |
| Completed | | | |
| TF/MDV/04/001 US/MDV/04/154 RENEWABLE ENERGY-BASED ECONOMIC DEVELOPMENT: SPV/WIND/HYBRID-BASED RURAL COMMUNITY DEVELOPMENT | 05/01 | 228,654 | 210,875 |

| Project number Project title | Approval date | Budget | Delivery |
|--|--------------------------|---------------|-----------------|
| CENTRES IN REMOTE ISLANDS IN THE MALDIVES | | | |
| MALI | | | |
| Ongoing | | | |
| FB/MLI/08/001, A01 PROJET D'APPUI A LA VALORISATION DES PRODUITS AGROPASTORAUX DANS LES REGIONS SUD (SEGOU ET SIKASSO) ET NORD (KIDAL) DU MALI | 08/04 | 1,031,950 | 810,257 |
| UE/MLI/08/002 YA/MLI/08/003 APPUI A LA PERENNISATION DE TROIS CENTRES PILOTES DE VALORISATION DES PRODUITS AGRICOLES | 08/09 | 86,120 | 60,358 |
| XP/MLI/09/001 APPUI A LA VALORISATION DES PRODUITS AGROPASTORAUX ET AU DEVELOPPMENT DU SECTEUR PRIVE - SMALL HYDRO POWER STATION | 09/07 | 59,031 | 56,217 |
| MEXICO | | | |
| Ongoing | | | |
| FM/MEX/08/007 STRENGTHEN THE EFFECTIVE AND DEMOCRATIC WATER AND SANITATION IN MEXICO, IN SUPPORT OF THE ACCOMPLISHMENT OF THE MILLENNIUM OBJECTIVES | 08/12 | 351,596 | 311,328 |
| GF/MEX/09/001 INTEGRATED ASSESSMENT AND MANAGEMENT OF THE GULF OF MEXICO LARGE MARINE ECOSYSTEM | 09/01 | 4,502,500 | 1,397,276 |
| SF/MEX/06/001 ESTABLISHMENT OF A BAMBOO SKILLS DEVELOPMENT AND DEMONSTRATION CENTRE IN HUATUSCO-VERACRUZ, MEXICO | 08/06 | 899,007 | 501,566 |
| TF/MEX/08/002 NATIONAL PHASE-OUT OF MB - TERMINAL PROJECT | 08/11 | 994,018 | 953,204 |
| TF/MEX/08/005 TERMINAL PHASE-OUT OF METHYL BROMIDE IN MEXICO: STRUCTURES COMPONENT, PHASE I | 09/09 | 170,000 | 115,921 |
| US/MEX/08/006 SUPPORT TO THE TEXTILE AND APPAREL INDUSTRY IN PUEBLA AND TLAXCALA | 08/09 | 67,257 | 65,905 |
| Completed | | | |
| XP/MEX/08/003 UNIDO TECHNICAL COOPERATION ACTIVITIES IN THE AREAS OF PRIVATE SECTOR DEVELOPMENT, TRADE CAPACITY, CLEANER PRODUCTION, RESEARCH AND STATISTICS AND AGRO- INDUSTRY WITH THE ME, MOFA AND SEMARNAT IN MEXICO - PREPARATORY ASSISTANCE | 08/07 | 26,283 | 12,257 |

| Project number Project title | Approval date | Budget | Delivery |
|--|--------------------------|---------------|-----------------|
| MONGOLIA | | | |
| Ongoing | | | |
| GF/MON/09/001 CAPACITY BUILDING FOR ENVIRONMENTALLY SOUND PCBs MANAGEMENT AND DISPOSAL | 09/06 | 2,650,000 | 572,793 |
| MONTENEGRO | | | |
| Ongoing | | | |
| FB/MNE/10/001 JOINT UN PROGRAMME (UNDP, UNEP, FAO, UNESCO, UNIDO): IMPROVING LIVELIHOOD AND EMPLOYMENT OPPORTUNITIES IN THE NORTHERN REGION OF MONTENEGRO THROUGH THE PROMOTION OF GREEN JOBS, CLUSTER DEVELOPMENT AND INSTITUTIONAL CAPACITY BUILDING WITH A FOCUS ON THE TOURISM, WOOD PROCESSING AND AGRICULTURE INDUSTRIES – PREPARATORY ASSISTANCE | 10/07 | 46,728 | 46,607 |
| UE/MNE/09/001 ESTABLISHMENT AND OPERATION OF A NATIONAL CLEANER PRODUCTION PROGRAMME IN MONTENEGRO | 09/10 | 204,319 | 66,073 |
| MOROCCO | | | |
| Ongoing | | | |
| GF/MOR/09/002 ENVIRONMENTALLY SOUND MANAGEMENT AND DISPOSAL OF PCB-CONTAMINATED TRANSFORMERS IN MOROCCO | 09/09 | 2,437,600 | 98,022 |
| TF/MOR/08/006 PHASE-OUT OF METHYL BROMIDE USED AS A SOIL FUMIGANT IN THE PRODUCTION OF GREEN BEANS AND CUCURBITS | 09/03 | 310,000 | 185,898 |
| Completed | | | |
| GN/MOR/07/004 GESTION RATIONNELLE ET ELIMINATION DES PCB AU MAROC | 07/07 | 119,475 | 118,107 |
| TF/MOR/01/001 ELIMINATION DE L'UTILISATION DE BROMURE DE METHYLE DANS LA PRODUCTION DE FLEURS COUPEES ET DE BANANES | 01/07 | 637,046 | 637,046 |
| MOZAMBIQUE | | | |
| Ongoing | | | |
| EE/MOZ/08/001 UE/MOZ/08/002, 003 XP/MOZ/09/004 YA/MOZ/09/002 BUSINESS ENVIRONMENT SUPPORT AND TRADE FACILITATION (B.E.S.T.F) | 08/05 | 5,566,838 | 4,535,744 |
| FB/MOZ/08/004, 006, 007 FM/MOZ/08/005 ONE UN PROGRAMME FOR MOZAMBIQUE | 08/08 | 2,691,519 | 1,820,207 |
| UE/MOZ/10/002 MAINSTREAMING RESOURCE EFFICIENCY AND CLEANER PRODUCTION (RECP) IN MOZAMBIQUE'S ACCOMMODATION | 10/05 | 216,106 | 69,940 |

| Project number Project title | Approval date | Budget | Delivery |
|--|--------------------------|---------------|-----------------|
| SECTOR AND ITS SUPPLY CHAIN YA/MOZ/10/004 INDEPENDENT COUNTRY EVALUATION OF THE REPUBLIC OF MOZAMBIQUE | 10/06 | 41,514 | 42,569 |
| Completed | | | |
| YA/MOZ/09/001 EMPOWERMENT OF SUSTAINABLE ARTISANAL AND SMALL- SCALE GOLD MINING COMMUNITIES IN MOZAMBIQUE - PREPARATORY ASSISTANCE | 09/09 | 20,051 | 19,853 |
| MYANMAR | | | |
| Completed | | | |
| TF/MYA/09/002 QUICK MARKET ANALYSIS ON THE POTENTIAL FOR MICRO- AND SMALL BUSINESS DEVELOPMENT IN HANDICRAFT SECTOR IN MYANMAR (PREPARATORY ASSISTANCE) | 09/08 | 39,824 | 39,783 |
| NAMIBIA | | | |
| Ongoing | | | |
| TE/NAM/10/001 MARKET ACCESS AND TRADE FACILITATION SUPPORT FOR NAMIBIA, THROUGH STRENGTHENING INSTITUTIONAL AND NATIONAL CAPACITIES RELATED TO STANDARDS, METROLOGY, TESTING AND QUALITY (SMTQ) - PREPARATORY ASSISTANCE | 10/05 | 34,221 | 35,557 |
| US/NAM/07/001 YOUTH ENTREPRENEURSHIP DEVELOPMENT IN NAMIBIA - ENTREPRENEURSHIP CURRICULA IN SECONDARY SCHOOLS, VOCATIONAL EDUCATION AND TRAINING AND YOUTH CENTRES | 07/10 | 176,991 | 161,524 |
| NEPAL | | | |
| Ongoing | | | |
| EE/NEP/07/001 XP/NEP/08/001 EC-NEPAL WTO ASSISTANCE PROGRAMME | 07/12 | 903,682 | 594,877 |
| Completed | | | |
| GF/NEP/09/001 ENVIRONMENTALLY SOUND MANAGEMENT OF POPS PESTICIDES AND PCBS - PREPARATORY ASSISTANCE | 09/10 | 50,000 | 47,076 |
| NICARAGUA | | | |
| Ongoing | | | |
| DZ/NIC/09/003 RENOVATION AND PROMOTION OF PRODUCTIVE AREAS AFFECTED BY HURRICANE FELIX IN THE NORTH ATLANTIC AUTONOMOUS REGION BY FURTHERING THE ORGANIZATION OF | 09/09 | 401,354 | 389,548 |

| Project number Project title | Approval date | Budget | Delivery |
|---|--------------------------|---------------|-----------------|
| LOCAL PRODUCERS AND THEIR INSERTION INTO THE NATIONAL MARKETPLACE FM/NIC/08/002 | 08/12 | 326,269 | 315,919 |
| LOCAL ENVIRONMENTAL MANAGEMENT FOR NATURAL RESOURCES MANAGEMENT AND PROVISION OF ENVIRONMENTAL SERVICES IN THE BOSAWAS BIOSPHERE FM/NIC/09/001 | 09/06 | 525,500 | 415,199 |
| REVITALIZACION CULTURAL Y DESARROLLO PRODUCTIVO CREATIVO EN LA COSTA CARIBE DE NICARAGUA FM/NIC/09/002 | 09/08 | 238,468 | 45,416 |
| DESARROLLO DE CAPACIDADES NACIONALES PARA MEJORAR LAS OPORTUNIDADES DE EMPLEO Y AUTOEMPLEO DE LAS PERSONAS JOVENES EN NICARAGUA UE/NIC/05/001 (former US/NIC/05/001) | 05/03 | 1,795,217 | 1,788,495 |
| STRENGTHENING AND DISSEMINATION OF CLUSTER DEVELOPMENT IN NICARAGUA US/NIC/08/003 | 10/11 | 442,478 | 3,576 |
| FORTEALECIMIENTO DEL SISTEMA NACIONAL DE LA CALIDAD (COMPONENTE I DE PROEXPORTA) | | | |
| Completed | | | |
| UE/NIC/06/001 PROMOTING “SUSTAINABLE INDUSTRIAL RESOURCE MANAGEMENT” IN SELECTED NATIONAL PRIORITY SECTORS OF NICARAGUA | 06/06 | 813,783 | 789,395 |
| PAKISTAN | | | |
| Ongoing | | | |
| FB/PAK/09/002, 010, 011, 012, 013 FB/PAK/10/004 ONE UN PROGRAMME FOR PAKISTAN | 10/03 | 2,150,053 | 798,777 |
| PANAMA | | | |
| Ongoing | | | |
| FM/PAN/09/001 RED DE OPORTUNIDADES EMPRESARIALES PARA FAMILIAS POBRES | 10/03 | 510,000 | 410,807 |
| PARAGUAY | | | |
| Completed | | | |
| XP/PAR/08/001 INSTITUTIONAL SUPPORT AND CAPACITY BUILDING IN COMPETITIVENESS ANALYSIS IN THE STATE SECRETARIAT OF INDUSTRY, MINISTRY OF INDUSTRY AND TRADE - PHASE TWO | 08/06 | 95,741 | 87,752 |

| Project number Project title | Approval date | Budget | Delivery |
|---|--------------------------|---------------|-----------------|
| PERU | | | |
| Ongoing | | | |
| FB/PER/09/002 STRENGTHENING OF THE INSTITUTIONAL, REGULATORY AND TECHNICAL FRAMEWORK FOR CHEMICALS MANAGEMENT IN PERU. PROJECT "SAFE CHEMICALS" | 09/08 | 230,559 | 144,895 |
| FM/PER/09/003 INDUSTRIAS CREATIVAS INCLUSIVAS: UNA HERRAMIENTA INNOVADORA PARA EL ALIVIO DE LA POBREZA EN EL PERÚ | 10/01 | 105,000 | 41,055 |
| GF/PER/09/001 ENVIRONMENTALLY SOUND MANAGEMENT AND DISPOSAL OF PCBS IN PERU - PREPARATORY ASSISTANCE | 09/03 | 130,000 | 120,377 |
| GF/PER/10/001 ENVIRONMENTALLY SOUND MANAGEMENT AND DISPOSAL OF POLYCHLORINATED BIPHENYLS (PCBS) | 10/10 | 2,580,000 | 50,459 |
| SF/PER/10/002 UNIDO PARTICIPATION AT THE "FORUM FOR PRODUCTIVE DEVELOPMENT OF INDUSTRY AND MICRO AND SMALL ENTERPRISES", LIMA - PERU, 25 NOVEMBER 2010 | 10/10 | 17,636 | 0 |
| Completed | | | |
| US/PER/04/087 XP/PER/03/020 NATIONAL PROGRAMME ON ENHANCING THE PRODUCTIVITY, COMPETITIVENESS AND MARKET ACCESS OF THE TEXTILE GOODS BASED ON LLAMA FIBRES, CERAMICS AND POTTERY PRODUCTS, LEATHER AND PRECIOUS METALS FOR SUSTAINED GROWTH AND INCREASED EXPORT | 03/09 | 437,273 | 435,564 |
| PHILIPPINES | | | |
| Ongoing | | | |
| GF/PHI/07/001 GLOBAL PROGRAMME TO DEMONSTRATE THE VIABILITY AND REMOVAL OF BARRIERS THAT IMPEDE ADOPTION AND SUCCESSFUL IMPLEMENTATION OF AVAILABLE, NON- COMBUSTION TECHNOLOGIES FOR DESTROYING PERSISTENT ORGANIC POLLUTANTS (POPS) | 07/12 | 4,108,500 | 3,709,106 |
| GF/PHI/09/001 UE/PHI/09/003 INDUSTRIAL ENERGY EFFICIENCY - PREPARATORY ASSISTANCE | 09/02 | 196,971 | 168,524 |
| TE/PHI/06/001 PROMOTION AND TRANSFER OF MARINE CURRENT EXPLOITATION TECHNOLOGY IN THE PHILIPPINES (PILOT PLANT) | 06/12 | 381,779 | 24,659 |
| REPUBLIC OF MOLDOVA | | | |
| Ongoing | | | |
| GF/MOL/10/001 REDUCING GREENHOUSE GAS EMISSIONS THROUGH | 10/08 | 960,000 | 27,957 |

| Project number Project title | Approval date | Budget | Delivery |
|---|--------------------------|---------------|-----------------|
| IMPROVED ENERGY EFFICIENCY IN THE INDUSTRIAL SECTOR IN MOLDOVA UE/MOL/09/002 ESTABLISHMENT AND OPERATION OF A UNIDO CLEANER PRODUCTION PROGRAMME IN THE REPUBLIC OF MOLDOVA | 09/03 | 137,582 | 131,562 |
| Completed | | | |
| GF/MOL/09/001 REDUCING GREENHOUSE GAS EMISSIONS THROUGH IMPROVED ENERGY EFFICIENCY IN THE INDUSTRIAL SECTOR IN THE REPUBLIC OF MOLDOVA - PREPARATORY ASSISTANCE | 09/07 | 40,000 | 34,702 |
| XP/MOL/07/001 IDENTIFICATION OF ENERGY EFFICIENCY NEEDS IN THE REPUBLIC OF MOLDOVA | 07/04 | 74,727 | 74,727 |
| ROMANIA | | | |
| Ongoing | | | |
| GF/ROM/05/004 GF/ROM/07/001 DISPOSAL OF PCB WASTES IN ROMANIA | 05/05 | 997,953 | 992,735 |
| UE/ROM/06/006 PROGRAMME FOR THE SUSTAINABLE DEVELOPMENT OF ENTERPRISES IN ROMANIA WITH FOCUS ON ENHANCING THE LOCAL EXPERTISE IN CP, EST AND CSR METHODOLOGIES | 06/12 | 827,978 | 811,744 |
| RUSSIAN FEDERATION | | | |
| Ongoing | | | |
| GF/RUS/08/004 GF/RUS/10/004 XP/RUS/08/003 MARKET TRANSFORMATION PROGRAMME ON ENERGY EFFICIENCY IN GHG-INTENSIVE INDUSTRIES IN THE RUSSIAN FEDERATION | 08/09 | 8,409,098 | 430,395 |
| GF/RUS/10/001 PHASE-OUT OF HCFCs AND PROMOTION OF HFC-FREE ENERGY EFFICIENT REFRIGERATION AND AIR-CONDITIONING SYSTEMS IN THE RUSSIAN FEDERATION THROUGH TECHNOLOGY TRANSFER - PREPARATORY ASSISTANCE | 10/01 | 180,000 | 184,257 |
| SF/RUS/06/001 ENHANCING INDUSTRIAL PERFORMANCE AND COMPETITIVENESS IN THE GLOBAL MARKET | 07/04 | 545,349 | 273,301 |
| UE/RUS/08/002 FACILITATING INTERNATIONAL MARKET ACCESS FOR MANUFACTURING SUPPLIERS IN THE AUTOMOTIVE COMPONENT INDUSTRY IN SAMARA REGION OF THE RUSSIAN FEDERATION | 08/09 | 828,521 | 763,766 |
| US/RUS/09/001 BAT/BEP CENTER FOR ENVIRONMENTALLY SAFE DISPOSAL OF POTENTIALLY HAZARDOUS CONSUMER PRODUCTS AND INDUSTRIAL WASTES - PREPARATORY ASSISTANCE | 09/11 | 70,000 | 66,836 |

| Project number Project title | Approval date | Budget | Delivery |
|--|--------------------------|---------------|-----------------|
| US/RUS/10/002 BAT/BEP CENTER FOR ENVIRONMENTALLY SAFE DISPOSAL OF POTENTIALLY HAZARDOUS CONSUMER PRODUCTS AND INDUSTRIAL WASTES | 10/06 | 778,760 | 459,817 |
| US/RUS/10/003 IDENTIFICATION, EVALUATION AND PRIORITIZATION OF POLLUTION “HOT-SPOTS” IN THE BASINS OF TRANS-BORDER RESERVOIRS AND TRANSFER OF ENVIRONMENTALLY SOUND TECHNOLOGIES | 10/06 | 1,000,000 | 444,020 |
| XP/RUS/06/004 DEVELOPMENT OF TRADE-RELATED LABORATORY INFRASTRUCTURE IN PRIMORSKY KRAI, RUSSIAN FEDERATION (PREPARATORY ASSISTANCE) | 06/11 | 58,383 | 43,055 |
| Completed | | | |
| SF/RUS/07/002, A02 SUPPORT TO COMPETITIVE AND INNOVATIVE INDUSTRIAL DEVELOPMENT | 08/04 | 461,004 | 461,004 |
| SF/RUS/08/001 IDENTIFICATION, ASSESSMENT AND DEVELOPMENT OF “ATLAS” AND THE DATABASE OF WATER RELATED BEST AVAILABLE TECHNOLOGIES | 08/09 | 49,443 | 49,518 |
| US/RUS/09/002 IDENTIFICATION, EVALUATION AND PRIORITIZATION OF POLLUTION “HOT-SPOTS” IN THE BASINS OF TRANSBORDER RESERVOIRS AND TRANSFER OF ENVIRONMENTALLY SOUND TECHNOLOGIES - PREPARATORY ASSISTANCE | 10/02 | 33,500 | 30,218 |
| RWANDA | | | |
| Ongoing | | | |
| FB/RWA/08/A01-J01 US/RWA/08/002, 003 ONE UN PROGRAMME FOR RWANDA | 08/07 | 1,843,969 | 1,494,403 |
| GF/RWA/03/005 ENABLING ACTIVITIES TO FACILITATE EARLY ACTION ON THE IMPLEMENTATION OF THE STOCKHOLM CONVENTION ON PERSISTENT ORGANIC POLLUTANTS (POPS) IN RWANDA | 03/03 | 371,000 | 365,888 |
| SF/RWA/06/001 XP/RWA/06/003 YA/RWA/06/002 RURAL ENERGY DEVELOPMENT: MINI HYDRO DEMONSTRATION PROJECTS - LEARNING BY DOING PROMOTING AFFORDABLE APPROACH TO RURAL ENERGY | 06/04 | 1,436,956 | 1,323,436 |
| Completed | | | |
| DP/RWA/06/008 XP/RWA/06/005 XP/RWA/09/001 YA/RWA/07/005 PROMOTION OF OPPORTUNITIES FOR PRIVATE SECTOR ENTERPRISE EXPANSION, DEVELOPMENT AND SHARED- GROWTH (PROPSEEDS) | 06/09 | 409,382 | 314,398 |

| Project number Project title | Approval date | Budget | Delivery |
|--|--------------------------|---------------|-----------------|
| SENEGAL | | | |
| Ongoing | | | |
| FM/SEN/08/003 PROMOUVOIR LES INITIATIVES ET LES INDUSTRIES CULTURELLES AU SENEGAL, DANS LES REGIONS DU PAYS BASSARI ET DU SINE SALOUM | 08/10 | 681,568 | 502,859 |
| FM/SEN/09/001 VALUATION OF FOREST ECO SYSTEMS IN SENEGAL | 09/08 | 122,264 | 98,157 |
| TF/SEN/07/007 TERMINAL PHASE-OUT MANAGEMENT PLAN FOR CFCS (FIRST TRANCHE) | 08/02 | 355,000 | 183,821 |
| SERBIA | | | |
| Ongoing | | | |
| TF/SRB/08/002 TERMINAL CTC PHASE-OUT PROJECT | 09/03 | 49,324 | 49,175 |
| UE/SRB/10/004 SUPPORTING SMALL AND MEDIUM-SIZED MANUFACTURERS IN THE AUTOMOTIVE COMPONENT INDUSTRY IN SERBIA PHASE II: DEEPENING AND WIDENING THE SERVICES ON CLUSTER DEVELOPMENT AND CONTINUOUS IMPROVEMENT TOWARDS ENHANCED COLLECTIVE EFFICIENCY | 10/11 | 279,518 | 0 |
| US/SRB/10/010 BIOMASS AND GEOTHERMAL CAPACITY AND BARRIERS ASSESSMENT IN SERBIA | 10/12 | 89,381 | 65,201 |
| UE/YUG/06/007, 008 ESTABLISHMENT AND OPERATION OF A NATIONAL CLEANER PRODUCTION CENTRE IN SERBIA | 06/12 | 1,062,557 | 840,064 |
| Completed | | | |
| UE/YUG/06/002 FACILITATING INTERNATIONAL MARKET ACCESS FOR MANUFACTURING SUPPLIERS IN THE AUTOMOTIVE COMPONENT INDUSTRY IN SERBIA | 07/01 | 494,577 | 486,263 |
| SIERRA LEONE | | | |
| Ongoing | | | |
| FB/SIL/10/003, 004 TE/SIL/10/005 STRENGTHENING THE AGRO-INDUSTRIAL GROWTH CENTRES FOR INCOME GENERATION AND YOUTH EMPLOYMENT | 10/09 | 445,607 | 331,947 |
| GF/SIL/09/003 YA/SIL/09/002 YA/SIL/10/001 PROMOTING MINI GRIDS BASED ON SMALL HYDRO POWER FOR PRODUCTIVE USES IN SIERRA LEONE - PREPARATORY ASSISTANCE | 09/07 | 123,319 | 88,521 |
| US/SIL/10/002 TECHNICAL CAPACITY BUILDING IN FISHING AND SEAFOOD PROCESSING TECHNOLOGY IN SIERRA LEONE | 10/06 | 800,000 | 236,683 |

| Project number Project title | Approval date | Budget | Delivery |
|---|--------------------------|---------------|-----------------|
| Completed | | | |
| US/SIL/09/004 TECHNICAL CAPACITY BUILDING IN FISHING AND SEAFOOD PROCESSING TECHNOLOGY IN SIERRA LEONE - PREPARATORY ASSISTANCE | 09/12 | 85,000 | 71,567 |
| SOUTH AFRICA | | | |
| Ongoing | | | |
| SE/SAF/09/001 UE/SAF/09/002 INDUSTRIAL ENERGY EFFICIENCY IMPROVEMENT IN SOUTH AFRICA | 09/12 | 1,315,775 | 923,268 |
| SE/SAF/09/003, A03, B03 XP/SAF/09/004 AUTOMOTIVE COMPONENT SUPPLIER DEVELOPMENT PROGRAM | 09/06 | 669,094 | 613,571 |
| SUDAN | | | |
| Ongoing | | | |
| FB/SUD/09/003 DEVELOPMENT OF A SUSTAINABLE INTEGRATED NATIONAL PROGRAMME FOR SOUND MANAGEMENT OF CHEMICALS | 09/05 | 133,400 | 132,846 |
| FM/SUD/08/007 CREATING OPPORTUNITIES FOR YOUTH EMPLOYMENT IN SUDAN | 08/07 | 502,010 | 290,669 |
| TF/SUD/09/002 RECOVERY OF COASTAL LIVELIHOODS IN THE RED SEA STATE OF SUDAN THROUGH THE MODERNIZATION OF ARTISANAL FISHERIES AND CREATION OF NEW MARKET OPPORTUNITIES | 09/04 | 2,811,888 | 1,568,807 |
| YA/SUD/10/001 INTEGRATION AND PROGRESS THROUGH PROTECTION AND EMPOWERMENT OF DISPLACED GROUPS IN SOUTHERN SUDAN - PREPARATORY ASSISTANCE | 10/08 | 9,895 | 8,232 |
| SWAZILAND | | | |
| Ongoing | | | |
| GF/SWA/08/001 ENABLING ACTIVITIES FOR THE DEVELOPMENT OF A NATIONAL IMPLEMENTATION PLAN AS A FIRST STEP TO IMPLEMENT THE STOCKHOLM CONVENTION ON PERSISTENT ORGANIC POLLUTANTS IN SWAZILAND | 08/04 | 356,000 | 331,827 |
| SYRIAN ARAB REPUBLIC | | | |
| Ongoing | | | |
| DG/SYR/10/002 XP/SYR/10/003 FORMULATION OF THE AL-GHAB DEVELOPMENT PROGRAMME (AGRO-INDUSTRIES PILLAR) | 10/08 | 175,000 | 57,687 |

| Project number Project title | Approval date | Budget | Delivery |
|---|--------------------------|---------------|-----------------|
| THAILAND | | | |
| Ongoing | | | |
| GF/THA/09/001 UE/THA/09/003 INDUSTRIAL ENERGY EFFICIENCY - PROJECT PREPARATION | 09/04 | 200,280 | 187,934 |
| GF/THA/10/004 XP/THA/10/003 PROMOTING SMALL BIOMASS POWER PLANTS IN RURAL THAILAND FOR SUSTAINABLE RENEWABLE ENERGY MANAGEMENT AND COMMUNITY INVOLVEMENT - PREPARATORY ASSISTANCE | 10/04 | 50,000 | 37,650 |
| GF/THA/10/006 XP/THA/10/005 OVERCOMING POLICY, MARKET AND TECHNOLOGICAL BARRIERS TO SUPPORT TECHNOLOGICAL INNOVATION AND SOUTH-SOUTH TECHNOLOGY TRANSFER: THE PILOT CASE OF ETHANOL PRODUCTION FROM CASSAVA - PREPARATORY ASSISTANCE | 10/04 | 157,053 | 80,641 |
| TF/THA/09/004 UN JOINT PROGRAMME ON INTEGRATED HIGHLAND LIVELIHOOD DEVELOPMENT IN MAE HONG SON | 09/11 | 173,000 | 12,677 |
| Completed | | | |
| EE/THA/08/002 UPGRADING THE TECHNICAL AND PERSONNEL CAPACITY OF THE TARGET THAI CHEMICAL-TESTING LABORATORIES | 08/09 | 211,929 | 195,653 |
| EE/THA/08/003 TE/THA/10/001, 002 TRADE CAPACITY BUILDING IN THAILAND THROUGH STRENGTHENING THE CAPACITIES OF TESTING LABORATORIES FOR FOOD AND AGRICULTURAL PRODUCTS | 09/06 | 221,734 | 166,419 |
| XP/THA/08/001 TRADE CAPACITY BUILDING IN THAILAND THROUGH UPGRADING CHEMICAL TESTING LABORATORIES TO MEET REACH REQUIREMENTS OF EU | 08/05 | 247,684 | 236,002 |
| THE FORMER YUGOSLAV REPUBLIC OF MACEDONIA | | | |
| Ongoing | | | |
| GF/MCD/08/002 PHASING-OUT AND ELIMINATION OF PCBS AND PCB- CONTAINING EQUIPMENT | 08/09 | 957,000 | 195,974 |
| UE/MCD/10/002 LOW CARBON PRODUCTION IN THE AGRO-INDUSTRY IN THE FORMER YUGOSLAV REPUBLIC OF MACEDONIA | 10/06 | 270,133 | 113,197 |
| Completed | | | |
| UE/MCD/05/002 (former US/MCD/05/002) ESTABLISHMENT AND OPERATION OF A NATIONAL CLEANER PRODUCTION CENTRE IN THE FORMER YUGOSLAV REPUBLIC OF MACEDONIA | 05/07 | 307,322 | 303,021 |

| Project number Project title | Approval date | Budget | Delivery |
|--|--------------------------|---------------|-----------------|
| TIMOR-LESTE | | | |
| Ongoing | | | |
| US/TIM/10/001 XP/TIM/10/002 TIMOR-LESTE BAMBOO SKILLS DEVELOPMENT AND DEMONSTRATION CENTRE | 10/11 | 236,991 | 4,131 |
| TF/TMP/04/001 US/TMP/04/083 ENTREPRENEURSHIP DEVELOPMENT IN TIMOR-LESTE | 04/08 | 619,147 | 619,960 |
| US/TMP/08/003 XP/TMP/08/001 ESTABLISHMENT OF A BAMBOO SKILLS DEVELOPMENT AND DEMONSTRATION CENTRE IN TIMOR-LESTE (PHASE II) | 08/06 | 190,478 | 186,005 |
| Completed | | | |
| XP/TMP/08/002 ENTREPRENEURSHIP DEVELOPMENT (PHASE 2) | 08/08 | 42,311 | 42,269 |
| XP/TMP/09/001 ASSISTANCE TO SUPPORT INDUSTRIAL DEVELOPMENT POLICY - “CREATING PRECONDITIONS AND STRENGTHENING THE POLICY AND INSTITUTIONAL DIRECTION” | 09/04 | 51,999 | 50,411 |
| TRINIDAD AND TOBAGO | | | |
| Ongoing | | | |
| SF/TRI/09/001 DESIGN AND IMPLEMENTATION OF A COMPUTER REFURBISHMENT CENTRE IN THE REPUBLIC OF TRINIDAD AND TOBAGO | 09/08 | 112,750 | 51,545 |
| TURKEY | | | |
| Ongoing | | | |
| FM/TUR/08/001 ENHANCING THE CAPACITY OF TURKEY TO ADAPT TO CLIMATE CHANGE | 08/06 | 640,000 | 545,086 |
| FM/TUR/10/001, A01 HARNESSING SUSTAINABLE LINKAGES FOR SMES IN TURKEY’S TEXTILE SECTOR | 10/01 | 288,500 | 110,062 |
| GF/TUR/08/004 XP/TUR/08/002 IMPROVING ENERGY EFFICIENCY IN INDUSTRY - PREPARATORY ASSISTANCE | 08/07 | 66,046 | 56,322 |
| GF/TUR/10/002 IMPROVING ENERGY EFFICIENCY IN INDUSTRY IN TURKEY | 10/11 | 2,693,002 | 0 |
| UGANDA | | | |
| Ongoing | | | |
| TF/UGA/09/002 INVESTMENT PROMOTION TECHNICAL ASSISTANCE PROGRAMME (ITAP) FOR UGANDA | 10/07 | 261,043 | 77,880 |
| UE/UGA/10/003 | 10/08 | 231,967 | 147,315 |

| Project number Project title | Approval date | Budget | Delivery |
|---|--------------------------|---------------|-----------------|
| LOW-CARBON PRODUCTION IN THE AGRO-INDUSTRY IN UGANDA US/UGA/10/001 ESTABLISHMENT OF A PILOT RENEWABLE ENERGY POWERED BUSINESS INFORMATION CENTRE (REBIC) IN NORTHERN UGANDA | 10/04 | 265,487 | 9,300 |
| Completed | | | |
| YA/UGA/09/001 RURAL ECONOMIC AND SOCIAL TRANSFORMATION THROUGH SUSTAINABLE DECENTRALIZED RENEWABLE ENERGY SYSTEMS - PREPARATORY ASSISTANCE | 09/01 | 14,610 | 13,383 |
| UKRAINE | | | |
| Ongoing | | | |
| GF/UKR/09/002 XP/UKR/09/001 IMPROVING ENERGY EFFICIENCY AND PROMOTING RENEWABLE ENERGY IN THE AGRO-FOOD AND OTHER SMALL AND MEDIUM ENTERPRISES (SMES) IN UKRAINE - PREPARATORY ASSISTANCE | 09/07 | 178,421 | 136,422 |
| UE/UKR/06/001 ESTABLISHMENT AND OPERATION OF A NATIONAL CLEANER PRODUCTION PROGRAMME IN UKRAINE | 07/01 | 377,878 | 362,575 |
| UE/UKR/08/002 ECOLOGICAL CONDITION OF THE BASIN OF THE WESTERN BUH RIVER: CAUSE-AND-EFFECT ANALYSIS AND TRANSBOUNDARY INFLUENCE | 08/04 | 247,626 | 245,840 |
| UE/UKR/09/004 NATIONAL NETWORK FOR THE IMPLEMENTATION OF RESOURCE EFFICIENT AND CLEANER PRODUCTION (RECP) IN UKRAINE - PREPARATORY ASSISTANCE | 09/11 | 49,833 | 45,510 |
| US/UKR/08/003 UPGRADING FOOD SAFETY STANDARDS IN UKRAINE | 08/11 | 132,743 | 115,680 |
| US/UKR/09/003 ESTABLISHMENT OF A TECHNOLOGY FORESIGHT CENTRE IN UKRAINE - PREPARATORY PHASE | 10/12 | 17,699 | 0 |
| URUGUAY | | | |
| Ongoing | | | |
| FB/URU/08/002, A02-D02 FB/URU/08/003, A03-D03 ONE UN PROGRAMME FOR URUGUAY | 08/08 | 1,171,500 | 1,168,474 |
| FM/URU/08/004 STRENGTHENING CULTURAL INDUSTRIES AND IMPROVING ACCESS TO THE CULTURAL GOODS AND SERVICES OF URUGUAY | 08/12 | 939,861 | 661,700 |
| XP/URU/10/003 MODULAR AGRO-INDUSTRIAL CENTRE OF EXCELLENCE (MAICE) - PREPARATORY ASSISTANCE | 10/11 | 30,606 | 0 |

| Project number Project title | Approval date | Budget | Delivery |
|---|--------------------------|---------------|-----------------|
| VENEZUELA (BOLIVARIAN REPUBLIC OF) | | | |
| Ongoing | | | |
| XP/VEN/07/001 PROGRAMMING MISSION FOR IP VENEZUELA (BOLIVARIAN REPUBLIC OF) | 07/03 | 28,044 | 21,514 |
| ZAMBIA | | | |
| Ongoing | | | |
| GP/ZAM/06/001 SF/ZAM/10/001 YA/ZAM/10/002 RENEWABLE ENERGY-BASED ELECTRICITY GENERATION FOR ISOLATED MINI-GRIDS IN ZAMBIA | 06/05 | 4,138,889 | 4,027,390 |
| TE/ZAM/09/001 JOINT UNIDO-WTO TRADE CAPACITY BUILDING PROGRAMME FRAMEWORK FOR ZAMBIA | 09/04 | 1,001,326 | 769,758 |
| XP/ZAM/07/001 RENEWABLE ENERGY POWERED RURAL PILOT DEMONSTRATION TELECENTRE | 07/11 | 86,167 | 84,275 |
| AFRICA REGION | | | |
| Ongoing | | | |
| DU/RAF/03/004, A04, B04 DU/RAF/09/001, A01 CONTRIBUTION TO REGIONAL POLICIES FOR PRIVATE SECTORS DEVELOPMENT IN AFRICA ROLE OF ASIA AFRICA CHAMBER OF COMMERCE (AACC) | 03/06 | 375,153 | 365,657 |
| EE/RAF/07/017, A17 APPUI A LA COMPETITIVITE ET A L'HARMONISATION DES MESURES OTC ET SPS | 07/08 | 13,949,606 | 11,936,296 |
| EE/RAF/08/043 SURVEY OF ENTERPRISES IN SELECTED ACP REGIONS | 09/01 | 3,334,490 | 2,691,919 |
| EG/RAF/04/001 GP/RAF/04/004 COMBATING LIVING RESOURCE DEPLETION AND COASTAL AREA DEGRADATION IN THE GUINEA CURRENT LARGE MARINE ECOSYSTEM THROUGH ECOSYSTEM-BASED REGIONAL ACTIONS | 04/10 | 19,775,900 | 18,415,853 |
| FB/RAF/08/032 FB/RAF/09/033 FB/RAF/10/007 TF/RAF/09/024 XP/RAF/09/004 YA/RAF/08/033, A33 AFRICA AND THE GLOBAL INDUSTRY ECONOMY: STRATEGIES FOR PROSPERITY | 08/12 | 1,095,301 | 1,069,470 |
| FC/RAF/09/032 YA/RAF/10/004 IMPROVING THE INCOME GENERATING POTENTIAL OF THE OIL PALM IN WEST AND CENTRAL AFRICA REGION (CAMEROON AND NIGERIA) | 10/01 | 416,954 | 311,310 |
| GF/RAF/05/001 GF/RAF/07/024 TF/RAF/09/008 YA/RAF/09/005 REGIONAL PROJECT TO DEVELOP APPROPRIATE STRATEGIES FOR IDENTIFYING SITES CONTAMINATED BY CHEMICALS LISTED IN ANNEXES A, B, AND/OR C OF THE STOCKHOLM CONVENTION – GHANA AND NIGERIA | 05/07 | 3,721,338 | 2,389,923 |
| GF/RAF/09/027 | 09/11 | 200,000 | 197,941 |

| Project number Project title | Approval date | Budget | Delivery |
|---|----------------------|---------------|-----------------|
| CAPACITY STRENGTHENING AND TECHNICAL ASSISTANCE FOR THE IMPLEMENTATION OF NATIONAL IMPLEMENTATION PLANS (NIPS) FOR THE STOCKHOLM CONVENTION ON POPS IN LEAST DEVELOPED COUNTRIES (LDCS) - PREPARATORY ASSISTANCE GP/RAF/08/004 XP/RAF/09/009 YA/RAF/09/002 YA/RAF/10/003 | 08/01 | 2,521,802 | 1,581,045 |
| DEMONSTRATING AND CAPTURING BEST PRACTICES AND TECHNOLOGIES FOR THE REDUCTION OF LAND-SOURCED IMPACTS RESULTING FROM COASTAL TOURISM TE/RAF/05/020 (former TF/RAF/05/020) | 05/12 | 152,334 | 145,546 |
| PREPARATORY ASSISTANCE FOR THE IMPLEMENTATION OF THE NEW ISO STANDARD ON FOOD SAFETY MANAGEMENT SYSTEMS (ISO 22000) IN KENYA, UGANDA AND THE UNITED REPUBLIC OF TANZANIA TE/RAF/06/014, A14 TF/RAF/06/014, A14 | 06/11 | 3,835,336 | 2,894,877 |
| TRADE CAPACITY-BUILDING IN AGRO-INDUSTRY PRODUCTS FOR THE ESTABLISHMENT AND PROOF OF COMPLIANCE WITH INTERNATIONAL MARKET REQUIREMENTS TE/RAF/07/001, A01-D01 XP/RAF/06/023 YA/RAF/07/036 YA/RAF/09/012 YA/RAF/10/009 | 06/12 | 14,646,412 | 13,343,619 |
| RESTRUCTURING AND UPGRADING OF INDUSTRIES IN UEMOA COUNTRIES TE/RAF/08/008 UE/RAF/07/026, A26 XP/RAF/08/010 YA/RAF/08/011 | 07/12 | 1,762,256 | 1,709,141 |
| UPGRADING AGRO FOOD VALUE CHAINS AND OPENING OF MARKET CHANNELS FOR WEST AFRICAN COMMUNITIES. PHASE I: BURKINA FASO TE/RAF/08/013 | 08/02 | 1,372,660 | 1,320,537 |
| INFRASTRUCTURE SUPPLIER BENCHMARKING PROGRAMME FOR SOUTH AFRICA TE/RAF/08/024 | 08/11 | 764,731 | 359,520 |
| REGIONAL SUPPLIER BENCHMARKING PROGRAMME - ESTABLISHMENT OF SUBCONTRACTING AND PARTNERSHIP EXCHANGE (SPX) CENTRES IN FIVE COUNTRIES IN SOUTHERN AFRICA TE/RAF/08/028 TF/RAF/06/016 | 06/10 | 885,674 | 502,418 |
| STRATEGIC DEMONSTRATION PROJECT FOR ACCELERATED CONVERSION OF CFC CHILLERS IN FIVE AFRICAN COUNTRIES (CAMEROON, EGYPT, NAMIBIA, NIGERIA AND SUDAN), AFROC TE/RAF/09/017 | 10/05 | 268,385 | 100,185 |
| STRATEGIC PROJECT FOR ACCELERATED CONVERSION OF CFC CHILLERS IN SIX AFRICAN COUNTRIES, AFROC TE/RAF/09/022 YA/RAF/09/023 | 09/10 | 82,389 | 76,938 |
| REDUCING MERCURY RISKS FROM ARTISANAL AND SMALL SCALE GOLD MINING IN FRANCOPHONE WEST AFRICA TE/RAF/09/030 YA/RAF/10/001 | 10/01 | 663,174 | 270,963 |
| INSTITUTIONAL STRENGTHENING OF THE INTRA-AFRICA METROLOGY SYSTEM (AFRIMETS) TE/RAF/10/010, A10 | 10/10 | 1,001,244 | 532,114 |
| SUBCONTRACTING AND PARTNERSHIP EXCHANGE PROGRAMME (PROGRAMME FOR SUPPLIER PROFILING, BENCHMARKING AND BUYER MATCH-MAKING) | | | |

| Project number Project title | Approval date | Budget | Delivery |
|---|---------------|-----------|-----------|
| TF/RAF/08/025, A25-D25 UE/RAF/10/020 YA/RAF/10/011 MULTI-STAKEHOLDER PROGRAMME FOR PRODUCTIVE AND DECENT WORK FOR YOUTH IN MRU COUNTRIES | 08/09 | 4,964,259 | 4,598,021 |
| TF/RAF/09/020 DEVELOPMENT AND APPLICATION OF A NEW TECHNICAL ASSISTANCE PRODUCT "ONE VILLAGE-INDUSTRIAL CLUSTERS" AS A VEHICLE FOR ECONOMIC GROWTH AND POVERTY REDUCTION | 10/03 | 250,000 | 114,908 |
| TF/RAF/10/018 UE/RAF/08/021 AFRICAN INVESTOR SURVEY AND SPX ESTABLISHMENT IN CÔTE D'IVOIRE, GHANA, NIGERIA, SENEGAL | 08/06 | 533,995 | 191,500 |
| UE/RAF/07/027 UF/RAF/09/011 XP/RAF/07/030 YA/RAF/08/001 REGIONAL PROGRAMME FOR INVESTMENT PROMOTION, FACILITATION AND GOVERNANCE ENHANCEMENT IN AFRICA - COMPONENT I.1: ESTABLISHMENT OF AN AFRICAN INVESTMENT MONITORING NETWORK; DESIGN AND TEST OF SURVEY METHODOLOGY | 07/12 | 918,300 | 886,359 |
| UE/RAF/09/028 PREPARATORY AND FIRST OPERATIONAL PHASE OF SECRETARIAT OF THE ECOWAS REGIONAL CENTRE FOR RENEWABLE ENERGY AND ENERGY EFFICIENCY (ERC) | 10/01 | 524,727 | 358,172 |
| US/RAF/07/029 SPX KENYA AND THE UNITED REPUBLIC OF TANZANIA -- ASSISTANCE IN ESTABLISHING AN INDUSTRIAL SUBCONTRACTING AND PARTNERSHIP EXCHANGE (SPX) IN KENYA AND THE UNITED REPUBLIC OF TANZANIA | 07/12 | 307,893 | 150,250 |
| US/RAF/09/003 PREPARATORY ASSISTANCE FOR A FORMULATION OF A REGIONAL PROGRAMME FOR THE ESTABLISHMENT OF A REGIONAL CENTRE FOR REPAIR AND MAINTENANCE OF ANALYTICAL TESTING INSTRUMENTS | 09/02 | 44,248 | 28,491 |
| XP/RAF/07/023 YA/RAF/07/022 INTERNATIONAL CONFERENCE - SCALING UP RENEWABLE ENERGY FOR ENERGY ACCESS IN AFRICA: DAKAR, SENEGAL, FEBRUARY 2008 - PREPARATORY ASSISTANCE | 07/11 | 212,761 | 205,105 |
| XP/RAF/08/005 BENCHMARKING 11 SUB-SAHARAN COTTON PRODUCING COUNTRIES AS A POSSIBLE LOCATION FOR THE SETTING-UP OF A COTTON YARN SPINNING PLANT | 08/02 | 183,686 | 169,891 |
| XP/RAF/08/030 YA/RAF/08/029 AGRI-ENTERPRISE DEVELOPMENT FOR STIMULATING RURAL ECONOMIES IN AFRICA | 08/11 | 202,627 | 173,240 |
| XP/RAF/09/007, A07 YA/RAF/09/006, A06 TRADE CAPACITY-BUILDING IN AGRO-INDUSTRY PRODUCTS FOR THE ESTABLISHMENT AND PROOF OF COMPLIANCE WITH INTERNATIONAL MARKET REQUIREMENTS | 09/02 | 362,936 | 361,084 |
| XP/RAF/10/008 PROGRAMME DE RESTRUCTURATION ET DE MISE A NIVEAU DE L'INDUSTRIE DES PAYS DE L'UEMOA, PHASE DE DEPLOIEMENT - PREPARATORY ASSISTANCE | 10/04 | 21,534 | 20,271 |

| Project number Project title | Approval date | Budget | Delivery |
|---|--------------------------|---------------|-----------------|
| XP/RAF/10/016 YA/RAF/10/002 PREPARATORY AND FIRST OPERATIONAL PHASE OF SECRETARIAT OF THE ECOWAS REGIONAL CENTRE FOR RENEWABLE ENERGY AND ENERGY EFFICIENCY (ECREEE) | 10/03 | 330,378 | 127,839 |
| YA/RAF/09/014 YA/RAF/10/015 PROJECT TO SUPPORT THE EXECUTION OF THE IMPLEMENTATION STRATEGY OF THE AFRICAN UNION ACTION PLAN FOR ACCELERATED INDUSTRIAL DEVELOPMENT OF AFRICA | 09/07 | 296,376 | 158,934 |
| YA/RAF/10/006 HIGH-LEVEL CONFERENCE ON DEVELOPMENT OF AGRIBUSINESS AND AGRO-INDUSTRIES IN AFRICA (HLDC-3A), ABUJA, 8-10 MARCH 2010 | 10/02 | 163,233 | 127,611 |
| YA/RAF/10/012 ENTERPRISE DEVELOPMENT AND INVESTMENT PROMOTION (EDIP) PROGRAMME FOR UEMOA COUNTRIES - PREPARATORY PHASE | 10/07 | 17,409 | 4,954 |
| YA/RAF/10/013 ENHANCING THE COORDINATION AND SUPPORT OF UNIDO INVOLVEMENT IN DAO AND CCA/UNDAF PROCESSES | 10/08 | 84,535 | 28,298 |
| YA/RAF/10/014 SUPPORT FOR THE ORGANIZATION OF CAMI 19 AND THE AFRICA INDUSTRIALIZATION DAY 2010 (AID COMPONENT) | 10/08 | 115,990 | 107,677 |
| YA/RAF/10/017 AGRI-ENTERPRISE DEVELOPMENT PROGRAMME FOR AFRICA - PREPARATORY ASSISTANCE | 10/09 | 46,347 | 7,370 |
| YA/RAF/10/019 PROGRAMMATIC SUPPORT FUNDS (PSF) FOR UNIDO FIELD UNITS | 10/11 | 104,167 | 0 |
| YA/RAF/10/021 UPGRADING AGRO FOOD VALUE CHAINS AND OPENING OF MARKET CHANNELS FOR WEST AFRICAN COMMUNITIES. PHASE I: BURKINA FASO | 10/12 | 99,400 | 38,426 |
| Completed | | | |
| DU/RAF/02/014 TICAD PREPARATORY MEETING | 05/07 | 198,000 | 197,183 |
| FC/RAF/05/010 XP/RAF/06/003 YA/RAF/07/034 EASTERN AFRICA BAMBOO PROJECT | 05/09 | 1,504,363 | 1,489,531 |
| TE/RAF/04/002 (former TF/RAF/04/002) PROGRAMME D'ACTION EN FAVEUR DE LA COOPERATION INDUSTRIELLE ENTRE ENTREPRISES FRANCAISES ET ENTREPRISES DE PAYS EN DEVELOPPEMENT AFRICAINS | 05/04 | 292,097 | 288,524 |
| UE/RAF/08/006 YA/RAF/08/007 INTERNATIONAL CONFERENCE ON RENEWABLE ENERGY IN AFRICA - SCALING UP RENEWABLE ENERGY FOR ENERGY ACCESS, DAKAR, SENEGAL, 16-18 APRIL 2008 | 08/02 | 484,741 | 484,351 |
| US/RAF/09/018 PREPARATORY ASSISTANCE TO DEVELOP WED/YED PROGRAMMES IN KENYA AND ZIMBABWE | 09/09 | 21,000 | 20,378 |
| XP/RAF/09/026 | 09/11 | 75,036 | 62,075 |

| Project number Project title | Approval date | Budget | Delivery |
|---|--------------------------|---------------|-----------------|
| AFRICAN ENTREPRENEUR TRAINING PROGRAMME IN RENEWABLE ENERGY YA/RAF/08/009 | 08/03 | 83,915 | 83,868 |
| PROGRAMMES DE RENFORCEMENT DES CAPACITES COMMERCIALES POUR L'INTEGRATION REGIONALE DE MADAGASCAR ET MAURICE: ASSISTANCE PREPARATOIRE POUR LE DEVELOPPEMENT DES PROGRAMMES NATIONAUX DE MISE A NIVEAU DE LA NORMALISATION ET QUALITE EN VUE DE RENFORCER L'INTEGRATION DES DEUX PAYS DANS LA SADC, COMESA, COI ET DE FACILITER LA REALISATION DE L'ACCORD DE PARTENARIAT ECONOMIQUE (APE) AVEC L'UNION EUROPEENNE YA/RAF/08/015 | 08/04 | 76,550 | 76,540 |
| STRENGTHENING OF CAPACITIES OF PRIVATE SECTOR AGENCIES AND NGOS IN SELECTED AFRICAN COUNTRIES THROUGH REGIONAL NETWORKING AND ECDC/TCDC SUPPORTING WOMEN AND YOUTH ENTREPRENEURSHIP (WED/YED) YA/RAF/08/019 | 08/05 | 520,466 | 518,947 |
| SUPPORT FOR THE ORGANIZATION OF CAMI-18 AND THE AFRICAN INDUSTRIALIZATION DAY 2008 YA/RAF/09/001 | 09/01 | 28,592 | 28,576 |
| ESTABLISHMENT OF THE SECRETARIAT OF THE ECOWAS REGIONAL CENTRE FOR RENEWABLE ENERGY AND ENERGY EFFICIENCY - PREPARATORY ASSISTANCE YA/RAF/09/010 | 09/04 | 192,147 | 190,077 |
| COMPREHENSIVE INTEGRATED ASSESSMENTS OF PRESENT STATUS OF ENVIRONMENTALLY SOUND MANAGEMENT OF CHEMICALS AND WASTE IN AFRICA YA/RAF/09/021 | 09/09 | 4,875 | 4,875 |
| PREPARATORY AND FIRST OPERATIONAL PHASE OF SECRETARIAT OF THE ECOWAS REGIONAL CENTRE FOR RENEWABLE ENERGY AND ENERGY EFFICIENCY (ERC) YA/RAF/09/025 | 09/11 | 209,328 | 206,933 |
| REGIONAL PROGRAMME FOR INVESTMENT PROMOTION, FACILITATION AND GOVERNANCE ENHANCEMENT IN AFRICA - SENSITIZATION AND TRAINING IN SUPPORT OF THE SURVEY OF ENTERPRISES IN SELECTED AFRICAN COUNTRIES (COMPONENT 1.2) | | | |
| ARAB REGION | | | |
| Ongoing | | | |
| GF/RAB/08/004 | 08/11 | 1,000,000 | 937,516 |
| TRANSFER OF ENVIRONMENTALLY-SOUND TECHNOLOGY IN THE SOUTH MEDITERRANEAN REGION GF/RAB/08/006 | 08/12 | 950,000 | 649,039 |
| PROMOTION OF STRATEGIES TO REDUCE UNINTENTIONAL PRODUCTION OF POPS IN THE RED SEA AND GULF OF ADEN (PERSGA) COASTAL ZONE SF/RAB/06/001 | 06/05 | 91,000 | 84,479 |
| ASSISTANCE IN STRENGTHENING THE GULF ORGANIZATION | | | |

| Project number Project title | Approval date | Budget | Delivery |
|---|--------------------------|---------------|-----------------|
| FOR INDUSTRIAL CONSULTING (GOIC) PHASE II: INDUSTRIAL SUBCONTRACTING AND PARTNERSHIP EXCHANGE TE/RAB/06/003 | 06/07 | 79,601 | 75,495 |
| STRENGTHENING THE CAPACITY OF STANDARDIZATION ORGANIZATION FOR GCC (GSO) FOR THE HARMONIZATION OF STANDARDS IN THE GCC COUNTRIES - PREPARATORY ASSISTANCE TE/RAB/10/001 | 11/01 | 1,004,016 | 0 |
| SUPPORT THE IMPLEMENTATION OF THE REGIONAL ARAB STANDARDIZATION STRATEGY WITH FOCUS ON THE REGIONAL COORDINATION ON ACCREDITATION UE/RAB/04/109 | 04/03 | 595,719 | 540,628 |
| TRANSFER OF ENVIRONMENTALLY-SOUND TECHNOLOGY IN THE SOUTH MEDITERRANEAN REGION (STAGE 1) XP/RAB/08/001, A01 | 08/05 | 108,064 | 69,945 |
| PREPARATORY ASSISTANCE FOR INDUSTRIAL MODERNIZATION, INNOVATION AND REGIONAL INTEGRATION SUPPORT FOR GULF COOPERATION COUNCIL (GCC) MEMBER-STATES XP/RAB/08/005 | 08/10 | 149,331 | 140,039 |
| CLEANER TECHNOLOGY FORUM, BAHRAIN, 2-4 FEBRUARY 2009 XP/RAB/09/001 | 09/08 | 87,756 | 74,753 |
| PREPARATORY ASSISTANCE FOR THE DEVELOPMENT OF A COMPREHENSIVE PROGRAMME OF TECHNICAL ASSISTANCE IN THE MEDITERRANEAN REGION FOR COOPERATION BETWEEN UNIDO AND THE UNION FOR THE MEDITERRANEAN (UFM) IN THE FRAMEWORK OF THE MEDITERRANEAN BUSINESS DEVELOPMENT XP/RAB/09/002, A02 | 09/11 | 72,150 | 59,270 |
| REGIONAL PROGRAMME FOR ENHANCING THE ROLE OF SMALL- AND MEDIUM-SCALE INDUSTRIES (SMIS) IN ECONOMIC AND SOCIAL DEVELOPMENT IN THE ARAB REGION, 2010-2013 - PREPARATORY ASSISTANCE | | | |
| Completed | | | |
| XP/RAB/08/003 | 08/07 | 24,596 | 24,183 |
| REGIONAL WORKSHOP ON INDUSTRIAL PROJECT PREPARATION, EVALUATION AND APPLICATION OF COMFAR IN ENHANCING TRADE CAPACITIES, SULTANATE OF OMAN, AUGUST 2008 | | | |
| ASIA AND THE PACIFIC REGION | | | |
| Ongoing | | | |
| FB/RAS/09/007 XP/RAS/10/001 | 10/02 | 190,454 | 163,114 |
| VALUE CHAIN DEVELOPMENT TOOL FOR PRACTITIONERS IN ASIA FC/RAS/09/002 | 09/04 | 549,287 | 472,388 |
| INCREASED PRODUCTION EFFICIENCY IN SMALL-HOLDER KENAF PRODUCTION SYSTEMS FOR SPECIFIC INDUSTRIAL APPLICATIONS GF/RAS/10/003 | 10/05 | 4,000,000 | 197,872 |

| Project number Project title | Approval date | Budget | Delivery |
|--|--------------------------|---------------|-----------------|
| DEMONSTRATION OF BAT AND BEP IN FOSSIL FUEL-FIRED UTILITIES AND INDUSTRIAL BOILERS IN RESPONSE TO THE STOCKHOLM CONVENTION ON POPS GF/RAS/10/006 | 10/09 | 950,000 | 87,611 |
| REGIONAL PLAN FOR INTRODUCTION OF BAT/BEP STRATEGIES TO INDUSTRIAL SOURCE CATEGORIES OF STOCKHOLM CONVENTION ANNEX C OF ARTICLE 5 IN ESEA REGION TE/RAS/06/001 | 06/04 | 2,057,125 | 1,999,980 |
| TRADE CAPACITY BUILDING IN THE MEKONG DELTA COUNTRIES OF CAMBODIA, LAO PEOPLE'S DEMOCRATIC REPUBLIC AND VIET NAM, THROUGH STRENGTHENING INSTITUTIONAL AND NATIONAL CAPACITIES RELATED TO STANDARDS, METROLOGY, TESTING AND QUALITY (SMTQ) - PHASE II TE/RAS/07/001, A01-D01 | 07/10 | 2,580,845 | 1,807,225 |
| MARKET ACCESS AND TRADE FACILITATION SUPPORT FOR SOUTH ASIAN LDCS, THROUGH STRENGTHENING INSTITUTIONAL AND NATIONAL CAPACITIES RELATED TO STANDARDS, METROLOGY, TESTING AND QUALITY (SMTQ) - PHASE II TE/RAS/09/003 | 09/03 | 589,982 | 518,572 |
| IMPLEMENTATION OF ISO 9001 QUALITY MANAGEMENT SYSTEM IN ASIAN DEVELOPING COUNTRIES: SURVEY COVERING SYSTEM DEVELOPMENT, CERTIFICATION, ACCREDITATION AND ECONOMIC BENEFITS UE/RAS/05/004 (former US/RAS/05/004) | 05/10 | 604,677 | 318,948 |
| PROMOTION AND TRANSFER OF MARINE CURRENT EXPLOITATION TECHNOLOGY IN CHINA AND SOUTH-EAST ASIA (PILOT PLANTS) UE/RAS/08/001 | 08/01 | 359,942 | 195,088 |
| RENEWABLE ENERGY DEVELOPMENT FOR ELECTRICITY GENERATION AND PRODUCTIVE USES IN SELECTED PACIFIC ISLAND STATES UE/RAS/10/004 XP/RAS/10/005 | 10/07 | 167,689 | 61,300 |
| EXPANSION AND SCALING-UP OF THE APPLICATION OF RESOURCE EFFICIENT AND CLEANER PRODUCTION (RECP) IN THE ASEAN REGION - PREPARATORY ASSISTANCE US/RAS/09/005 | 09/06 | 44,070 | 43,694 |
| ASIA PACIFIC REGIONAL FORUM ON INDUSTRY - RISING TO THE CHALLENGE OF THE GLOBAL FINANCIAL CRISIS: OPPORTUNITIES AND OPTIONS FOR COMPETITIVE ASIAN INDUSTRIES US/RAS/10/002 | 10/11 | 196,500 | 0 |
| SURVEY ON THE POST HARVEST LOSSES (PHL) OF MAIN FOOD COMMODITIES IN ASEAN COUNTRIES - A BASELINE STUDY FOR THE DEVELOPMENT OF TECHNICAL ASSISTANCE PROJECTS ON THE REDUCTION OF PHL IN EXPORTING AND IMPORTING COUNTRIES XP/RAS/08/003, A03, B03 | 08/10 | 563,621 | 494,964 |
| INTERNATIONAL CONFERENCE ON GREEN INDUSTRY IN ASIA: MANAGING THE TRANSITION TO RESOURCE-EFFICIENT AND | | | |

| Project number Project title | Approval date | Budget | Delivery |
|---|--------------------------|---------------|-----------------|
| LOW CARBON INDUSTRIES XP/RAS/10/007 IMPROVING AND UPGRADING INDUSTRIAL STATISTICAL SYSTEM FOR INDUSTRIAL DEVELOPMENT - PREPARATORY ASSISTANCE | 10/11 | 27,681 | 26,847 |
| Completed | | | |
| GF/RAS/09/001 DEMONSTRATION OF BAT AND BEP IN FOSSIL FUEL-FIRED UTILITY AND INDUSTRIAL BOILERS IN RESPONSE TO THE STOCKHOLM CONVENTION ON POPS - PREPARATORY ASSISTANCE | 09/02 | 400,000 | 394,994 |
| GF/RAS/09/006 REGIONAL PLAN FOR INTRODUCTION OF BAT/BEP STRATEGIES TO INDUSTRIAL CLUSTERS OF ANNEX C OF ARTICLE 5 SECTORS IN ESEA REGION - PREPARATORY ASSISTANCE | 09/10 | 50,000 | 48,409 |
| TF/RAS/04/001 REGIONAL NETWORK ON PESTICIDES FOR ASIA AND THE PACIFIC | 04/05 | 231,046 | 229,767 |
| EUROPE AND THE NIS REGION | | | |
| Ongoing | | | |
| GF/RER/08/009 PREPARING FOR HCFC PHASE OUT IN CEITS: NEEDS, BENEFITS, AND POTENTIAL SYNERGIES WITH OTHER MEAS | 08/06 | 210,000 | 200,023 |
| TE/RER/08/012 XP/RER/10/001 ESTABLISHMENT OF A REGIONAL NETWORK FOR CSR COMPETENCE FOR THE CEE/SEE REGION | 08/10 | 267,990 | 211,112 |
| UE/RER/08/011 ESTABLISHMENT OF AN INFORMATION MANAGEMENT UNIT FOR THE EURASIAN REGIONAL VIRTUAL CENTER ON TECHNOLOGY FORESIGHT FOR CENTRAL AND EASTERN EUROPE AND THE NEWLY INDEPENDENT STATES (NIS) | 08/10 | 87,228 | 79,640 |
| UE/RER/09/004 DEMONSTRATION OF THE TRIPLE BOTTOM LINE (TBL) APPROACH AS AN EFFECTIVE TOOL TO HELP SMES FROM SEE/CEE TO IMPLEMENT ENVIRONMENTAL AND SOCIAL PROGRAMMES | 10/02 | 56,022 | 52,179 |
| UE/RER/10/004 XP/RER/10/005 REGIONAL SEMINAR ON INDUSTRIAL PARKS AS A TOOL TO ATTRACT INVESTMENT AND ENHANCE INNOVATION IN SELECTED COUNTRIES OF EASTERN EUROPE AND NEWLY INDEPENDENT STATES AFFECTED BY THE CURRENT ECONOMIC DOWNTURN | 10/10 | 128,229 | 11,580 |
| US/RER/09/001 ESTABLISHMENT OF UNIDO INVESTMENT AND TECHNOLOGY PROMOTION OFFICES (ITPOS) NETWORK IN EURASEC MEMBER STATES - PREPARATORY ASSISTANCE | 09/09 | 88,000 | 83,232 |
| US/RER/09/002 XP/RER/10/003 | 10/01 | 50,000 | 47,218 |

| Project number Project title | Approval date | Budget | Delivery |
|---|--------------------------|---------------|-----------------|
| TECHNOLOGY FORESIGHT WORKSHOP ON THE FUTURE OF THE AUTOMOTIVE INDUSTRY IN A POST-CARBON ECONOMY - 2009 TRAINING PROGRAMME ON TECHNOLOGY FORESIGHT - IMPLEMENTATION OF THE REGIONAL PROGRAMME ON TECHNOLOGY FORESIGHT FOR CEE/NIS | | | |
| US/RER/09/005 | 10/01 | 88,496 | 87,832 |
| INTERNATIONAL WORKSHOP ON CLEAN-ROOM TRAINING US/RER/10/002 | 10/03 | 1,533,717 | 928,503 |
| ESTABLISHMENT OF UNIDO INVESTMENT AND TECHNOLOGY PROMOTION OFFICE (ITPO) NETWORK IN EURASEC MEMBER STATES | | | |
| XP/RER/08/010 | 08/06 | 19,980 | 18,417 |
| REGIONAL WORKSHOP - INDUSTRIAL PARKS AND POLICY IMPLICATIONS - PREPARATORY ASSISTANCE | | | |
| XP/RER/08/013 | 08/09 | 221,397 | 210,609 |
| REGIONAL FORUM ON BEST AVAILABLE TECHNIQUES AND BEST ENVIRONMENTAL PRACTICES (BAT/BEP) FOR CENTRAL AND EASTERN EUROPE, CAUCASUS, AND CENTRAL ASIA (CEECCA) TO PROMOTE STRATEGIES TO REDUCE OR ELIMINATE UNINTENTIONALLY PRODUCED POPS FROM INDUSTRY - 2ND PREPARATORY MEETING AND MINISTERIAL LAUNCHING MEETING | | | |
| Completed | | | |
| EE/RER/07/002, A02-H02 | 07/01 | 973,935 | 983,808 |
| HEALTHY AND SAFE FOOD FOR THE FUTURE - A TECHNOLOGY FORESIGHT PROJECT IN BULGARIA, CROATIA, CZECH REPUBLIC, HUNGARY, ROMANIA AND SLOVAKIA | | | |
| UE/RER/08/007 XP/RER/08/008 | 08/04 | 108,602 | 99,228 |
| REGIONAL WORKSHOP ON RENEWABLE ENERGY WITHIN THE CONTEXT OF THE FRAMEWORK CONVENTION ON THE PROTECTION AND SUSTAINABLE DEVELOPMENT OF THE CARPATHIANS | | | |
| US/RER/08/001-004 XP/RER/08/006 | 08/04 | 214,585 | 214,420 |
| TRAINING PROGRAMME ON TECHNOLOGY FORESIGHT 2008/09 - IMPLEMENTATION OF THE REGIONAL PROGRAMME ON TECHNOLOGY FORESIGHT FOR CEE/NIS | | | |
| LATIN AMERICA AND THE CARIBBEAN REGION | | | |
| Ongoing | | | |
| FI/RLA/03/298 | 04/10 | 575,238 | 569,787 |
| GLOBAL SUSTAINABLE ENERGY ISLAND INITIATIVE TE/RLA/07/005 | 08/04 | 753,023 | 674,457 |
| PREPARATORY ASSISTANCE FOR DEVELOPING A REGIONAL PROGRAMME: "OBSERVATORY ON RENEWABLE ENERGY FOR LATIN AMERICA AND THE CARIBBEAN" IN BRAZIL AND URUGUAY | | | |
| TF/RLA/06/008 | 06/10 | 49,515 | 34,873 |
| STRENGTHENING AND PROMOTION OF THE UNIDO REGIONAL | | | |

| Project number Project title | Approval date | Budget | Delivery |
|---|--------------------------|---------------|-----------------|
| CLEANER PRODUCTION PROGRAMME FOR LATIN AMERICA AND THE CARIBBEAN TF/RLA/08/004 | 08/06 | 147,400 | 134,943 |
| TECHNICAL ASSISTANCE TO INTRODUCE NEW EMERGING CHEMICAL ALTERNATIVES FOR THE REPLACEMENT OF METHYL BROMIDE UE/RLA/09/001, A01 UE/RLA/09/003 UE/RLA/10/004 | 09/02 | 3,192,367 | 1,614,687 |
| OBSERVATORY FOR RENEWABLE ENERGY IN LATIN AMERICA AND THE CARIBBEAN UE/RLA/09/002 | 09/05 | 315,697 | 271,977 |
| TECHNOLOGY FORESIGHT INITIATIVE FOR LATIN AMERICA AND THE CARIBBEAN COUNTRIES: REGIONAL PRODUCTIVE CHAINS - THE FUTURE OF PRODUCTS OF THE ANDEAN HIGH PLATEAU AND CENTRAL VALLEYS - TEXTILES FROM CAMELID FIBERS US/RLA/08/008 | 08/12 | 185,840 | 186,124 |
| INSTITUTIONAL CAPACITY BUILDING AND REGIONAL NETWORKING TO PROMOTE CREATIVE INDUSTRIES IN THE CARIBBEAN: PILOTING A UNIDO-LED SYSTEM OF ENTREPRENEURSHIP DEVELOPMENT IN THE MULTIMEDIA AUDIOVISUAL CREATIVE INDUSTRIES (MACIS) XP/RLA/08/002 XP/RLA/10/001 | 08/04 | 150,486 | 86,728 |
| ESTABLISHMENT OF AN INTERACTIVE SCHEME TO FACILITATE THE EXCHANGE OF INDUSTRIAL KNOWLEDGE AND EXPERTISE (“INDUSTRIAL KNOWLEDGE BANK”) IN THE LAC REGION XP/RLA/08/009 | 08/10 | 83,577 | 81,660 |
| REGIONAL PROGRAMME FOR IMPROVING GLOBAL COMPETITIVENESS OF THE LATIN AMERICAN LEATHER INDUSTRY - PREPARATORY ASSISTANCE XP/RLA/10/002 | 10/08 | 137,615 | 21,253 |
| 3RD REGIONAL GRULAC-UNIDO EXPERT GROUP MEETING XP/RLA/10/003 | 10/10 | 47,222 | 0 |
| REGIONAL PROGRAMME FOR STRENGTHENING COMPETITIVENESS AND INNOVATION - PREPARATORY ASSISTANCE | | | |
| Completed | | | |
| US/RLA/08/005 | 08/07 | 32,753 | 32,753 |
| TRAINING KIT ON CLUSTERS AND NETWORK DEVELOPMENT IN THE LATIN AMERICAN AND CARIBBEAN REGION XP/RLA/07/003 | 07/09 | 138,922 | 137,763 |
| INTERNATIONAL MEETING ON SMES COMPETITIVENESS, CLUSTERS AND LOCAL DEVELOPMENT XP/RLA/08/006 | 08/06 | 136,933 | 136,840 |
| PREPARATORY ASSISTANCE FOR ESTABLISHING THE REGIONAL PROGRAMME: “OBSERVATORY ON RENEWABLE ENERGY FOR LATIN AMERICA AND THE CARIBBEAN” IN ARGENTINA, COSTA RICA, ECUADOR AND PARAGUAY | | | |

| Project number Project title | Approval date | Budget | Delivery |
|---|---------------|------------|------------|
| GLOBAL | | | |
| Ongoing | | | |
| EG/GLO/03/G31 GLOBAL PROGRAMME TO DEMONSTRATE THE VIABILITY AND REMOVAL OF BARRIERS THAT IMPEDE ADOPTION AND SUCCESSFUL IMPLEMENTATION OF AVAILABLE NON-COMBUSTION TECHNOLOGIES FOR DESTROYING PERSISTANT ORGANIC POLLUTANTS (POPS) SLOVAKIA | 06/03 | 10,004,040 | 4,753,857 |
| FI/GLO/08/473 SUPPORT FOR UN ENERGY: SCALING UP TO MEET THE CHALLENGE | 09/01 | 238,095 | 233,238 |
| FM/GLO/10/014 GLOBAL KNOWLEDGE MANAGEMENT SYSTEM FOR PRIVATE SECTOR DEVELOPMENT (PSD) | 10/08 | 700,935 | 60,727 |
| GF/GLO/10/004 GLOBAL ENERGY ASSESSMENT: DEVELOPING POLICY TOOLS FOR JOINTLY REDUCING ENERGY POVERTY AND GREENHOUSE GAS EMISSIONS | 10/03 | 1,000,000 | 1,000,000 |
| GP/GLO/10/029 XP/GLO/10/030 ESTABLISHING SUSTAINABLE LIQUID BIOFUELS PRODUCTION WORLDWIDE (A TARGETED RESEARCH PROJECT) | 10/12 | 634,035 | 530,000 |
| SF/GLO/02/013 TECHNOLOGY DIFFUSION AND SUPPORT PROGRAMME FOR SMALL SCALE INDUSTRIES | 03/01 | 2,129,569 | 2,021,158 |
| TE/GLO/04/105 (former TF/GLO/04/105) TE/GLO/11/105 INTERNATIONAL CENTRE FOR SCIENCE AND HIGH TECHNOLOGY | 04/01 | 33,855,206 | 29,253,162 |
| TE/GLO/09/014, A14 IE/GLO/03/014 ASSISTANCE AUX PAYS EN DEVELOPPEMENT PAR L'INVESTISSEMENT ET LE TRANSFERT DE TECHNOLOGIE D'ENTREPRISES FRANCAISES (BUREAU DE PROMOTION DES INVESTISSEMENTS ET DE LA TECHNOLOGIE DE MARSEILLE) (POURSUIITE DES PROJETS TE/GLO/03/014 ET TE/GLO/03/A14) | 06/12 | 611,096 | 514,185 |
| TE/GLO/05/015 (former TF/GLO/05/015) XP/GLO/07/026 XP/GLO/09/016 STRENGTHENING THE LOCAL PRODUCTION OF GENERIC DRUGS IN LEAST DEVELOPED COUNTRIES (LDCS) THROUGH THE PROMOTION OF SMES, BUSINESS PARTNERSHIPS, INVESTMENT PROMOTION AND SOUTH-SOUTH COOPERATION | 06/02 | 1,861,630 | 1,771,956 |
| TE/GLO/06/001 INTER-AGENCY COORDINATION OF TRADE CAPACITY BUILDING SERVICES | 06/06 | 222,980 | 219,562 |
| TE/GLO/07/106 CEI CONTRIBUTION TOWARDS ICS FOR SCIENTIFIC AND TECHNICAL COOPERATION | 07/05 | 89,201 | 80,743 |
| TE/GLO/08/001 A GUIDE TO PRIVATE STANDARDS | 08/03 | 433,370 | 319,956 |
| TE/GLO/08/008 PROMOTION OF INDUSTRIAL INVESTMENT IN DEVELOPING COUNTRIES AND ECONOMIES IN TRANSITION - ITPO UK | 08/07 | 396,788 | 72,283 |

| Project number Project title | Approval date | Budget | Delivery |
|---|--------------------------|---------------|-----------------|
| (CONTINUATION OF PROJECT TF/GLO/03/008) TE/GLO/08/023 XP/GLO/08/022 YA/GLO/08/021 UNIDO - BUSINESS PARTNERSHIP PROGRAMME: ICT FOR DEVELOPMENT | 08/07 | 492,202 | 347,818 |
| TE/GLO/08/030 STRENGTHENING THE LOCAL PRODUCTION OF ESSENTIAL GENERIC DRUGS IN DEVELOPING COUNTRIES (DCS) | 08/11 | 1,755,855 | 877,159 |
| TE/GLO/08/035 TRADE COMPLIANCE REPORT | 08/11 | 283,509 | 270,116 |
| TE/GLO/09/001 TRADE CAPACITY BUILDING RESOURCE GUIDE 2009 | 09/01 | 261,373 | 236,395 |
| TE/GLO/09/007 UE/GLO/09/008 RE-VISITING UNIDO'S TCB APPROACH VALIDATION WORKSHOP | 09/03 | 265,336 | 246,237 |
| TE/GLO/09/012 UE/GLO/07/031 UE/GLO/09/023 PROMOTION AND IMPLEMENTATION OF CHEMICAL LEASING BUSINESS MODELS IN INDUSTRY | 08/01 | 570,447 | 411,508 |
| TE/GLO/09/013 FACILITATOR MECHANISM FOR THE ESTABLISHMENT OF AN INTERNATIONAL INDUSTRIAL BIOTECHNOLOGY NETWORK (PHASE 1) | 09/10 | 429,315 | 247,214 |
| TE/GLO/09/020 ENHANCEMENT OF SUPPORT CAPACITIES FOR THE ESTABLISHMENT OF AN INTERNATIONAL INDUSTRIAL BIOTECHNOLOGY NETWORK | 09/11 | 126,207 | 118,633 |
| TE/GLO/09/029 DIFFUSION DE LA DEMARCHE D'APPUI AUX CLUSTERS DANS LE CADRE DE CINQ ATELIERS REGIONAUX | 10/07 | 179,100 | 92,907 |
| TE/GLO/09/030 TE/GLO/10/002 CARBON CAPTURE AND STORAGE - INDUSTRIAL SECTOR ROADMAP | 10/02 | 506,438 | 399,231 |
| TE/GLO/10/006 PREPARATORY ASSISTANCE FOR THE ESTABLISHMENT OF A RENEWABLE ENERGY KNOWLEDGE MANAGEMENT PLATFORM FOR TECHNOLOGY TRANSFER AND CAPACITY BUILDING WITH EMPHASIS ON DECENTRALIZED SOLUTIONS AND SMALL-SCALE APPLICATIONS | 10/04 | 238,211 | 87,400 |
| TE/GLO/10/017 UE/GLO/10/016 SUPPORT TO AGRI-BUSINESS AND AGRO-INDUSTRY DEVELOPMENT INITIATIVES: IMPLEMENTING THE THREE FRAMEWORKS | 10/08 | 842,971 | 213,356 |
| TF/GLO/03/013 FINANCEMENT DE CONSULTANTS AU SIEGE DE L'ONUDI ET SUR LE TERRAIN DANS LE CADRE DE MISSIONS DE COOPERATION TECHNIQUE | 03/12 | 115,788 | 105,058 |
| TF/GLO/06/019 FURTHER IMPLEMENTATION OF RESULTS-BASED MANAGEMENT (RBM) IN UNIDO | 06/11 | 176,007 | 142,304 |
| TF/GLO/07/027, A27, B27 UNIDO CENTRE FOR INTERNATIONAL INDUSTRIAL COOPERATION IN THE RUSSIAN FEDERATION | 07/12 | 709,743 | 659,411 |
| TF/GLO/08/031 THE SOUTH-SOUTH GLOBAL ASSETS AND TECHNOLOGY | 08/10 | 248,107 | 243,629 |

| Project number Project title | Approval date | Budget | Delivery |
|--|--------------------------|---------------|-----------------|
| EXCHANGE (GATE) SYSTEM; ENHANCING CAPACITY OF PROJECT APPRAISAL FOR THE PROMOTION OF TECHNOLOGY TRANSFER TF/GLO/10/001 | 10/01 | 141,750 | 127,452 |
| TRAINING ON ALTERNATIVE TECHNOLOGIES TO HCFCs UE/GLO/04/006 (former US/GLO/04/006) | 05/02 | 723,610 | 577,206 |
| BUREAU DE LIAISON DE LA REGION WALLONNE DE BELGIQUE POUR LA PROMOTION DES INVESTISSEMENTS ET DE LA TECHNOLOGIE (ITPO) UE/GLO/05/002 (former US/GLO/05/002) | 05/01 | 146,553 | 130,845 |
| PROMOTION OF COOPERATION FOR CLEANER PRODUCTION AND ENVIRONMENTALLY SOUND TECHNOLOGY TRANSFER IN THE AFRICAN AND ARAB REGIONS UE/GLO/08/025 | 08/11 | 1,133,098 | 1,118,833 |
| UNIDO SERVICE IN GREECE FOR THE PROMOTION OF INDUSTRIAL INVESTMENT AND THE STRENGTHENING OF COOPERATION WITH DEVELOPING COUNTRIES - ITPO ATHENS (CONTINUATION OF PROJECT UE/GLO/04/005) UE/GLO/09/004 IE/GLO/04/FF1 (former IP/GLO/04/FF1) | 05/01 | 4,760,720 | 4,448,739 |
| SERVICE DE L'ONUDI EN FRANCE/BUREAU DE PARIS POUR LE RENFORCEMENT DE LA COOPERATION INDUSTRIELLE ENTRE LA FRANCE ET LES PAYS EN DEVELOPPEMENT (POURSUITE DU PROJET UE/GLO/04/004) UE/GLO/09/011 | 09/04 | 789,534 | 533,089 |
| PROMOTION OF SME EXPORT CONSORTIA: CONSOLIDATION PHASE WITH A FOCUS ON POVERTY ALLEVIATION IN THE AGRO INDUSTRY SECTOR UE/GLO/09/017 | 09/07 | 766,031 | 587,087 |
| PROGRAMME TO INCREASE AVAILABILITY OF HIGH QUALITY AND SAFE FOOD AND REDUCE POST-HARVEST LOSSES IN ACP COUNTRIES: ESTABLISHMENT OF ETRACE AS AN EXCELLENCE CENTER FOR TRACEABILITY AND AGRIBUSINESS TRADE DEVELOPMENT UE/GLO/09/018 | 09/08 | 493,241 | 460,573 |
| 2009 NETWORK MEETING OF THE UNIDO-UNEP GLOBAL NETWORK FOR RESOURCE EFFICIENT AND CLEANER PRODUCTION (RECP) IN DEVELOPING AND TRANSITION ECONOMIES UE/GLO/09/100 IE/GLO/04/ITA (former IP/GLO/04/ITA) | 05/01 | 5,502,336 | 5,226,455 |
| ITPO ITALY - UNIDO SERVICE IN ITALY FOR THE PROMOTION OF INDUSTRIAL INVESTMENT AND TECHNOLOGY AND FOR COLLABORATION BETWEEN ITALIAN AND DEVELOPING COUNTRY ENTERPRISES (SMES) UE/GLO/10/015 | 10/07 | 109,120 | 93,133 |
| REGIONAL DEVELOPMENT AND STRENGTHENING OF THE UNIDO-UNEP NETWORK FOR RESOURCE EFFICIENT AND CLEANER PRODUCTION (RECP) IN DEVELOPING AND TRANSITION ECONOMIES UF/GLO/06/200 XP/GLO/08/037 XP/GLO/10/019 | 06/12 | 1,062,876 | 887,237 |
| ENHANCING THE COORDINATION AND SUPPORT OF UNIDO INVOLVEMENT IN CCA/UNDAF AND DELIVERING AS ONE | | | |

| Project number Project title | Approval date | Budget | Delivery |
|--|--------------------------|---------------|-----------------|
| PROCESSES | | | |
| US/GLO/04/116 THEMATIC COOPERATION BETWEEN UNIDO AND SWISS AGENCY FOR DEVELOPMENT AND COOPERATION IN THE AREA OF SME CLUSTER DEVELOPMENT AND CORPORATE SOCIAL RESPONSIBILITY | 04/12 | 1,668,142 | 1,422,017 |
| US/GLO/05/001 UNIDO SERVICE IN MEXICO FOR THE PROMOTION OF INDUSTRIAL INVESTMENT AND TECHNOLOGY (INVESTMENT AND TECHNOLOGY PROMOTION OFFICE) | 06/06 | 1,166,909 | 995,231 |
| US/GLO/07/119 US/GLO/10/119 UNIDO SERVICE IN JAPAN FOR THE PROMOTION OF INDUSTRIAL INVESTMENT IN DEVELOPING COUNTRIES (INVESTMENT AND TECHNOLOGY PROMOTION OFFICE) | 07/11 | 6,627,515 | 4,974,049 |
| US/GLO/08/152 IP/GLO/01/BAH UNIDO SERVICE IN BAHRAIN FOR THE PROMOTION OF INDUSTRIAL INVESTMENT IN DEVELOPING COUNTRIES (INVESTMENT AND TECHNOLOGY PROMOTION OFFICE) | 02/05 | 2,801,723 | 2,739,135 |
| US/GLO/09/006 UNIDO INVESTMENT AND TECHNOLOGY PROMOTION OFFICE IN SEOUL, REPUBLIC OF KOREA - ITPO SEOUL (CONTINUATION OF PROJECT US/GLO/06/006) | 09/03 | 315,000 | 298,587 |
| US/GLO/10/018 SUPPORT IN THE IMPLEMENTATION OF UNIDO'S AGRIBUSINESS DEVELOPMENT STRATEGY AND THE 3ADI PROGRAMME | 10/09 | 88,358 | 58,539 |
| XP/GLO/06/008 XP/GLO/08/004 GOODWILL AMBASSADOR PROGRAMME | 06/05 | 130,095 | 116,246 |
| XP/GLO/06/017, B01-B04, B06, B09, B11, B19, B23-B25, B28-B34, B36-B45 | 06/08 | 760,377 | 759,228 |
| PROGRAMMATIC SUPPORT FOR UNIDO FIELD OFFICES | | | |
| XP/GLO/07/018 GLOBAL AGRO-INDUSTRIES FORUM: IMPROVING COMPETITIVENESS AND DEVELOPMENT IMPACT, NEW DELHI, INDIA, APRIL 2008 | 07/05 | 374,981 | 364,018 |
| XP/GLO/07/025 LABORATORY NETWORK OF TESTING AND CALIBRATION FACILITIES IN DEVELOPING COUNTRIES | 07/10 | 222,694 | 216,710 |
| XP/GLO/08/003 XP/GLO/10/008 UNIDO SUPPORT FOR THE DEVELOPMENT AND PROMOTION OF GEF ACTIVITIES AND PROJECTS | 08/02 | 486,143 | 377,204 |
| XP/GLO/08/006 META EVALUATION OF ITPOS INCLUDING INDEPENDENT EVALUATIONS OF ITPOS GREECE AND BAHRAIN | 08/04 | 31,592 | 31,004 |
| XP/GLO/08/018, B01, B04, B07, B10, B23, B24, B26-B29, B31-B33, B39-B41, B45 | 08/05 | 301,796 | 260,804 |
| PROGRAMME SUPPORT FUNDS (PSF) FOR UNIDO FIELD UNITS | | | |
| XP/GLO/08/024 SUPPORT FOR UN ENERGY: SCALING UP TO MEET THE CHALLENGE | 08/08 | 355,892 | 328,649 |
| XP/GLO/08/036 DESK REVIEW: WHAT HAS UNIDO DONE TO REDUCE POVERTY - | 08/11 | 41,166 | 36,956 |

| Project number Project title | Approval date | Budget | Delivery |
|---|--------------------------|---------------|-----------------|
| EVIDENCES FROM UNIDO EVALUATIONS | | | |
| XP/GLO/08/040 | 08/12 | 42,806 | 41,420 |
| DESK REVIEW OF THE MONTREAL PROTOCOL | | | |
| XP/GLO/08/042 | 08/12 | 47,717 | 31,170 |
| INDEPENDENT THEMATIC EVALUATION OF THE SMTQ AND TRADE CAPACITY BUILDING | | | |
| XP/GLO/09/002 | 09/01 | 345,567 | 332,421 |
| COOPERATION WITH GLOBAL ENERGY ASSESSMENT ON THE DEVELOPMENT OF INDUSTRIAL SECTOR ENERGY END-USE MODULE | | | |
| XP/GLO/09/005, A05 | 09/03 | 591,844 | 535,411 |
| GLOBAL RENEWABLE ENERGY FORUM 2009, MEXICO | | | |
| XP/GLO/09/009 | 09/03 | 49,539 | 48,369 |
| THEMATIC EVALUATION ON HUMAN SECURITY AND POST- CRISIS REHABILITATION (IRAQ AND LEBANON) | | | |
| XP/GLO/09/010 | 09/03 | 55,746 | 53,477 |
| THEMATIC EVALUATION OF THE INTERNATIONAL TECHNOLOGY CENTRES | | | |
| XP/GLO/09/019 | 09/08 | 44,028 | 40,827 |
| PROCESS EVALUATION OF UNIDO'S FIELD MOBILITY POLICY | | | |
| XP/GLO/10/005 | 10/03 | 494,193 | 113,999 |
| FOLLOW-UP AND IMPLEMENTATION OF GREEN INDUSTRY INITIATIVE | | | |
| XP/GLO/10/010 | 10/04 | 49,125 | 18,257 |
| INDEPENDENT THEMATIC EVALUATIONS OF FIELD OFFICES | | | |
| XP/GLO/10/013 | 10/06 | 136,198 | 10,348 |
| UNIDO INSTITUTE TRAINING COURSE: GREEN INDUSTRY: MOVING TOWARDS THE INDUSTRY OF THE FUTURE | | | |
| XP/GLO/10/021 | 10/08 | 5,503 | 4,803 |
| INDEPENDENT EVALUATION OF THE PROJECT: CONSTRUCTION OF CENAME LABORATORY BUILDING (US/GUA/02/106) | | | |
| XP/GLO/10/025 | 10/10 | 204,082 | 101,110 |
| IMPLEMENTING AGECC RECOMMENDATIONS: SUPPORT FOR JOINT IMPLEMENTATION ACTIVITIES BY UN-ENERGY AND AGECC | | | |
| XP/GLO/10/026 | 10/11 | 34,722 | 3,096 |
| THEMATIC EVALUATION OF UNIDO UPGRADING INITIATIVES | | | |
| XP/GLO/10/027 | 10/11 | 232,748 | 0 |
| PROGRAMMATIC SUPPORT FUNDS (PSF) FOR UNIDO FIELD UNITS | | | |
| XP/GLO/10/028 | 10/11 | 6,944 | 3,194 |
| INDEPENDENT EVALUATION OF UNIDO'S ONLINE PROCUREMENT TEST | | | |
| Completed | | | |
| EE/GLO/08/041 | 08/12 | 750,291 | 730,237 |
| GLOBAL IDENTIFICATION AND EVALUATION OF POLLUTED SITES | | | |
| EG/GLO/01/G34 | 02/07 | 6,806,800 | 6,762,056 |
| REMOVAL OF BARRIERS TO THE INTRODUCTION OF CLEANER | | | |

| Project number Project title | Approval date | Budget | Delivery |
|---|--------------------------|---------------|-----------------|
| ARTISANAL GOLD MINING AND EXTRACTION TECHNOLOGIES TE/GLO/03/014, A14 | 04/02 | 980,249 | 976,647 |
| BUREAU DE MARSEILLE DU SERVICE DE L'ONUDI EN FRANCE TE/GLO/07/022 XP/GLO/07/021 | 07/08 | 353,175 | 352,660 |
| SUPPORT TO THE DEVELOPMENT OF AN INTERNATIONAL ENERGY MANAGEMENT STANDARD FOR INDUSTRY UE/GLO/04/100, 101 (former US/GLO/04/100, 101) | 04/02 | 8,216,137 | 8,157,494 |
| UNIDO INVESTMENT AND TECHNOLOGY PROMOTION OFFICE IN ROME UE/GLO/04/158 (former US/GLO/04/158) | 04/12 | 1,078,652 | 1,100,042 |
| PROMOTION OF SME EXPORT CONSORTIA UE/GLO/04/162 (former US/GLO/04/162) UE/GLO/07/009 | 05/01 | 245,226 | 241,708 |
| GLOBAL SUSTAINABLE ENERGY ISLAND INITIATIVE UE/GLO/08/005 | 08/04 | 104,082 | 101,601 |
| PREPARATORY ASSISTANCE FOR THE BIOENERGY CAPACITY BUILDING PROGRAMME US/GLO/04/152 | 04/02 | 2,145,106 | 2,145,106 |
| UNIDO SERVICE IN BAHRAIN FOR THE PROMOTION OF INDUSTRIAL INVESTMENT IN DEVELOPING COUNTRIES (ITPO) XP/GLO/06/018 | 06/09 | 52,429 | 52,429 |
| EVALUATION OF THE ITPOS IN MARSEILLE, PARIS AND ROME XP/GLO/07/029 | 07/11 | 36,778 | 30,028 |
| INDEPENDENT EVALUATION OF COMPID (COMBATING MARGINALIZATION AND POVERTY THROUGH INDUSTRIAL DEVELOPMENT) XP/GLO/08/017 | 08/07 | 56,480 | 55,380 |
| INDEPENDENT THEMATIC EVALUATION OF THE UNIDO CLUSTER AND NETWORKING DEVELOPMENT INITIATIVES XP/GLO/08/026 | 08/09 | 14,446 | 14,443 |
| TRAINING AND CAPACITY BUILDING OF PARTNERS AND UNIDO FIELD STAFF | | | |

INTERREGIONAL

Ongoing

| | | | |
|---|-------|------------|------------|
| GF/INT/09/013 REALIZING HYDROGEN ENERGY INSTALLATIONS ON SMALL ISLANDS THROUGH TECHNOLOGY COOPERATION - PREPARATORY ASSISTANCE | 09/11 | 50,000 | 40,340 |
| SF/INT/04/002 CAPACITY BUILDING IN TRANSFER AND DIFFUSION OF ENVIRONMENTALLY SOUND TECHNOLOGIES TO BRAZIL FOR ENHANCEMENT OF PRODUCTIVITY AND SUSTAINED GROWTH OF ITS INDUSTRY | 05/07 | 426,232 | 425,528 |
| TE/INT/08/002, A02 XP/INT/08/004 YA/INT/08/005 UNIDO INCREASED PARTICIPATION IN THE AID FOR TRADE & ENHANCED INTEGRATED FRAMEWORK PROCESS AND PILOT PROJECT FORMULATION FOR 8 LDCS | 08/06 | 479,512 | 381,761 |
| TF/INT/03/002 ESTABLISHMENT AND OPERATION OF INTERNATIONAL CENTRE FOR HYDROGEN ENERGY TECHNOLOGY (ICHET) | 04/04 | 27,793,380 | 22,052,552 |

| Project number Project title | Approval date | Budget | Delivery |
|---|--------------------------|---------------|-----------------|
| TF/INT/04/001 US/INT/05/001 XP/INT/05/002 INTER-REGIONAL PROGRAMME ON CAPACITY BUILDING FOR TRANSFER OF ENERGY-EFFICIENT AND ECO-FRIENDLY TECHNOLOGIES AND PROMOTION OF LOCAL INVESTMENTS IN THE AREA OF MATERIALS BASED ON LOCAL RESOURCES FOR LOW COST HOUSING IN AFRICA, ASIA AND LATIN AMERICA | 05/03 | 342,858 | 341,046 |
| TF/INT/10/004 UNIDO - HEWLETT PACKARD (HP) COOPERATION FOR ENTERPRENEURSHIP AND IT EDUCATION IN AFRICA, ASIA, LATIN AMERICA AND THE MIDDLE EAST | 10/05 | 230,000 | 84,971 |
| UE/INT/08/008 OPTIMA - PROGRAMME D'APPUI A LA PROMOTION DES INVESTISSEMENTS ET DE PARTENARIATS INDUSTRIELS DANS L'AGROALIMENTAIRE ET L'AGRO-INDUSTRIE ENTRE LA FRANCE ET UNE SELECTION DE PAYS EN DEVELOPPEMENT | 08/09 | 313,174 | 137,906 |
| US/INT/07/012 CAPACITY-BUILDING OF AFRICAN BUSINESSES AS WELL AS THE INVESTMENT PROMOTION AGENCIES AND IDENTIFICATION OF INVESTMENT OPPORTUNITIES AS WELL AS BARRIERS IN AFRICA FOR ADVANCING KOREA-AFRICA BUSINESS PARTNERSHIPS | 08/01 | 530,974 | 506,280 |
| US/INT/08/006 XP/INT/08/007 INTERNATIONAL WORKSHOP AND STUDY TOUR ON: FOOD LABORATORIES MANAGEMENT AND PRACTICE, PREVENTION AND CONTROL OF MYCOTOXINS IN FOOD STUFF AND FOOD SAFETY | 08/08 | 121,043 | 109,376 |
| US/INT/09/001 XP/INT/09/002 INTERNATIONAL WORKSHOPS ON CLEANER AND SUSTAINABLE PRODUCTION IN THE COTTON, TEXTILE AND LEATHER-BASED INDUSTRIES - LEATHER COMPONENT | 09/06 | 92,014 | 91,117 |
| US/INT/10/007 CAPACITY-BUILDING OF INVESTMENT PROMOTION AGENCIES (IPAS) AND BUSINESS PARTNERSHIPS BETWEEN THE REPUBLIC OF KOREA AND SELECTED COUNTRIES IN SUB-SAHARAN AFRICA | 10/08 | 265,487 | 63,295 |
| US/INT/10/010 UNIDO-KRISS TRAINING PROGRAMME IN METROLOGY, DAEJON, REPUBLIC OF KOREA | 10/11 | 136,055 | 0 |
| XP/INT/08/003, A03 VALIDATION WORKSHOP OF THE EIF PROGRAMMES AND LDC MINISTERIAL CONFERENCE | 08/06 | 933,411 | 849,364 |
| XP/INT/08/011 ASSISTANCE TO MOROCCO FOR THE ORGANIZATION OF THE 8TH SESSION OF THE WORLD SEAFOOD CONGRESS | 08/11 | 87,762 | 85,456 |
| XP/INT/09/009 YA/INT/09/010 LDC MINISTERIAL CONFERENCE, 3-4 DECEMBER 2009 | 09/05 | 707,460 | 670,229 |
| XP/INT/09/015 YA/INT/10/001 SEVENTEENTH SESSION OF THE UNIDO LEATHER AND LEATHER PRODUCTS INDUSTRY PANEL | 09/11 | 109,775 | 104,927 |
| XP/INT/10/008 ROUND TABLE ON GREEN INDUSTRY: INNOVATION AND | 10/09 | 34,943 | 26,846 |

| Project number Project title | Approval date | Budget | Delivery |
|--|--------------------------|---------------|-----------------|
| COMPETITIVENESS THROUGH RESOURCE PRODUCTIVITY AND ENVIRONMENTAL EXCELLENCE XP/INT/10/009 | 10/09 | 76,239 | 3,997 |
| ASSISTANCE IN THE ORGANIZATION OF THE ENVIRONMENTAL FORUM “ENVIRONMENTAL CITIES OF THE MEDITERRANEAN” IN MARSEILLE, FRANCE YA/INT/08/009, A09, B09 YA/INT/10/002 | 09/03 | 260,129 | 252,341 |
| CLIMATE CHANGE MITIGATION IN INDUSTRIAL ACTIVITY THROUGH INVESTMENT AND TECHNOLOGY COMPACTS AND PARTNERSHIPS - SOUTH AFRICA AND CHINA YA/INT/10/006 | 10/08 | 86,157 | 6,472 |
| AFRICA-MEXICO COOPERATION PROGRAMME ON THE GEOTHERMAL AREA FOR PRODUCTIVE USES | | | |
| Completed | | | |
| TE/INT/07/001 XP/INT/07/002 REMOVING SUPPLY-SIDE CONSTRAINTS TO FOSTER INDUSTRIAL COMPETITIVENESS AT REGIONAL LEVEL: MODERNIZATION AND UPGRADING OF INDUSTRIES IN AFRICAN, CARIBBEAN AND PACIFIC GROUPS OF STATES (ACP) COUNTRIES | 07/02 | 895,134 | 880,031 |
| TF/INT/09/003 XP/INT/09/004 YA/INT/09/005 UNIDO - HEWLETT-PACKARD COOPERATION FOR YOUTH ENTREPRENEURSHIP DEVELOPMENT IN AFRICA AND THE MIDDLE EAST | 09/03 | 253,301 | 250,567 |
| UE/INT/04/155 (former US/INT/04/155) UE/INT/06/003 PROMOTION AND IMPLEMENTATION OF CLOSING-THE-LOOPS COOPERATION AND BUSINESS MODELS IN THE CHEMICAL INDUSTRY | 05/01 | 733,094 | 737,821 |
| UE/INT/09/008 UE/INT/09/011 XP/INT/09/006, A06 YA/INT/09/007 INTERNATIONAL ENERGY CONFERENCE: TOWARDS AN INTEGRATED ENERGY AGENDA BEYOND 2020 - SECURING SUSTAINABLE POLICIES AND INVESTMENTS | 09/03 | 367,744 | 347,245 |
| US/INT/06/007 XP/INT/06/008 INTERNATIONAL WORKSHOP ON QUALITY AND PROCESS CONTROL IN LEATHER- AND TEXTILE-BASED INDUSTRIES | 06/12 | 121,487 | 121,547 |
| US/INT/08/010 TRADE CAPACITY BUILDING FOR ECO MEMBER STATES IN STANDARDS, METROLOGY, TESTING AND QUALITY (SMTQ) | 09/02 | 201,895 | 197,707 |

Project number
Project title

**Approval
date**

Budget

Delivery

Project number
Project title

**Approval
date**

Budget

Delivery
