

附录

目录

- A. 运作情况统计
- B. 自愿捐款项下的项目核准额
- C. 与最不发达国家的技术合作
- D. 技术合作经常方案
- E. 按国家组标示的任用专家情况
- F. 2011年订立的协定和其他安排
- G. 投资和技术促进办事处举办的国家推介专题介绍/研讨会
- H. 采购
- I. 外地代表
- J. 工发组织总部和其他常设办事处工作人员的构成情况
- K. 工作人员发展
- L. 工业统计
- M. 技术合作活动清单

本文件未经联合国正式编辑。本文件所使用的名称和材料的编排方式，并不意味着联合国工业发展组织（工发组织）秘书处对任何国家、领土、城市或地区或其当局的法律地位，或者对其边界或界线的划分，或者对其经济制度或发展程度，表示任何意见。“发达”、“工业化”或“发展中”等说法是为了统计之便，不一定表示对某个国家或地区的发展进程所达到的阶段作出的判断。提到公司名称或商业产品并不表示工发组织认可。

附录 A
运作情况统计
表格目录

- 1A. 2008 至 2011 年支出
- 1B. 2011 年支出，按捐助方分列
- 2. 技术合作方案：2008 至 2011 年项目预算核准额和支出
- 3A. 技术合作活动：2010 和 2011 年项目核准额，按资金来源分列
- 3B. 技术合作活动：2011 年项目核准净额，按区域和资金来源分列
- 4. 2010 和 2011 年技术合作活动支出，按资金来源和项目构成部分分列
- 5. 2011 年技术合作活动支出，按主题领域和地理区域分列
- 6. 2008 至 2011 年技术合作活动支出，按地理区域分列
- 7. 技术合作活动：2011 年项目支出，按地理区域分列
- 8. 2011 年经常预算和业务预算支出情况，按方案和支出用途分列

表 1A
2008 至 2011 年支出

| | 2008年 | 2009年 | 2010年 | 2011年 ^f |
|---|-------------------------|-------|-------|--------------------|
| | (单位: 百万美元) | | | |
| 技术合作方案 ^a | | | | |
| 工发组织经常预算 ^b | 8.1 | 7.1 | 4.3 | 5.4 |
| 开发计划署核心资金和开发计划署 信托基金, 自2005年起 ^c | 0.5 | 0.6 | 0.8 | 2.5 |
| 工业发展基金 | 19.9 | 18.9 | 19.0 | 22.0 |
| 蒙特利尔议定书 | 24.3 | 22.8 | 22.0 | 27.3 |
| 自筹信托基金 | 2.5 | 3.5 | 3.7 | 4.8 |
| 第三方筹资信托基金 | 32.5 | 36.4 | 40.2 | 38.5 |
| 全球环境基金 | 7.7 | 15.6 | 20.9 | 25.1 |
| 其他信托基金 ^d | 14.3 | 20.6 | 23.6 | 22.2 |
| 欧洲联盟 | 13.8 | 14.2 | 19.0 | 18.9 |
| 技术合作方案共计 | 123.6 | 139.7 | 153.5 | 166.7 |
| | (单位: 百万美元) ^e | | | |
| 总部 | | | | |
| 经常预算(不包括技术合作) | 63.9 | 71.7 | 69.4 | 72.4 |
| 方案支助费用 | 9.3 | 9.7 | 9.5 | 11.0 |
| 总部共计 | 73.2 | 81.4 | 78.9 | 83.4 |

^a 2011 年支出总额将为 1.723 亿美元, 包括非洲特别资源。

^b 技术合作经常方案。

^c 合并开发计划署的所有基金, 其中包括开发计划署管理的信托基金, 但不包括由开发计划署供资的全球环境基金。

^d 包括由联合国其他机构和基金、“一个联合国”基金、西班牙实现千年发展目标基金、商品共同基金、共同出资的投资促进服务活动和其他来源资助的项目。

^e 自 2002 年起, 工发组织方案和预算按欧元计算。

^f 其中按欧元计的项目支出为: 工发组织经常预算: 390 万欧元; 工业发展基金: 550 万欧元; 第三方信托基金: 1,470 万欧元; 其他信托基金: 30 万欧元; 欧盟基金: 1,360 万欧元。

表 1B
2011 年支出，按捐助方分列

| | 按美元计 (单位: 千美元) | 按欧元计 (单位: 千欧元) | 折合美元共计 (单位: 千美元) |
|-------------------|-------------------|-------------------|---------------------|
| 工业发展基金特别用途 | | | |
| 奥地利 | 80 | 1,357 | 1,959 |
| 巴林 | 778 | | 778 |
| 比利时 | | 20 | 27 |
| 中国 | 653 | | 653 |
| 捷克共和国 | 145 | 15 | 167 |
| 丹麦 | 322 | | 322 |
| 芬兰 | | 167 | 242 |
| 法国 | | 483 | 666 |
| 希腊 | | 23 | 31 |
| 匈牙利 | 1,206 | | 1,206 |
| 印度 | 680 | | 680 |
| 意大利 | (9) | 1,170 | 1,631 |
| 日本 | 1,707 | | 1,707 |
| 卢森堡 | | 216 | 301 |
| 墨西哥 | 157 | | 157 |
| 新西兰 | 20 | | 20 |
| 尼日利亚 | 61 | | 61 |
| 波兰 | 17 | | 17 |
| 葡萄牙 | 315 | | 315 |
| 大韩民国 | 630 | | 630 |
| 俄罗斯联邦 | 2,774 | | 2,774 |
| 斯洛文尼亚 | | 504 | 695 |
| 西班牙 | | 990 | 1,363 |
| 瑞士 | 4,578 | 516 | 5,298 |
| 土耳其 | 104 | | 104 |
| 联合王国 | 5 | | 5 |
| 其他 | 133 | 33 | 179 |
| | 14,356 | 5,494 | 21,988 |
| 自筹信托基金 | | | |
| 喀麦隆 | 197 | | 197 |
| 哥伦比亚 | 218 | | 218 |
| 朝鲜民主主义人民共和国 | | 77 | 107 |
| 刚果民主共和国 | | 286 | 399 |
| 印度 | 99 | | 99 |
| 伊朗伊斯兰共和国 | 5 | | 5 |
| 黎巴嫩 | 61 | | 61 |
| 墨西哥 | 25 | | 25 |
| 尼日利亚 | 171 | | 171 |
| 俄罗斯联邦 | 1 | | 1 |
| 卢旺达 | 112 | | 112 |
| 沙特阿拉伯 | (21) | | (21) |
| 南非 | 92 | 956 | 1,415 |

| | 按美元计 (单位: 千美元) | 按欧元计 (单位: 千欧元) | 折合美元共计 (单位: 千美元) |
|----------------------|-------------------|-------------------|---------------------|
| 苏丹 | | 6 | 8 |
| 阿拉伯叙利亚共和国 | | 33 | 44 |
| 赞比亚 | 1,537 | | 1,537 |
| 其他, 包括非政府 | 242 | | 242 |
| | 2,739 | 1,358 | 4,620 |
| 信托基金 (可兑换货币) | | | |
| 阿富汗 | 81 | | 81 |
| 奥地利 | 205 | 56 | 283 |
| 比利时 | 3 | 75 | 106 |
| 巴西 | (22) | | (22) |
| 加拿大 | 1,403 | | 1,403 |
| 中国 | 279 | | 279 |
| 克罗地亚 | | 37 | 50 |
| 丹麦 | 6 | | 6 |
| 法国 | | 793 | 1,086 |
| 德国 | 207 | 2,204 | 3,249 |
| 印度 | 78 | | 78 |
| 伊朗伊斯兰共和国 | (13) | | (13) |
| 意大利 | 659 | 6,859 | 10,189 |
| 日本 | 6,561 | | 6,561 |
| 尼日利亚 | 163 | | 163 |
| 挪威 | 1,148 | 2,919 | 5,188 |
| 波兰 | | 22 | 31 |
| 大韩民国 | 235 | | 235 |
| 俄罗斯联邦 | 186 | | 186 |
| 沙特阿拉伯 | 72 | | 72 |
| 南非 | | 430 | 603 |
| 西班牙 | 150 | | 150 |
| 瑞典 | 358 | 153 | 570 |
| 瑞士 | 104 | | 104 |
| 土耳其 | 3,157 | | 3,157 |
| 联合王国 | 24 | 670 | 955 |
| 其他, 包括非政府 | 2,927 | 483 | 3,613 |
| | 17,971 | 14,701 | 38,363 |
| 信托基金 (不可兑换货币) | | | |
| 中国 | 327 | | 327 |
| 尼日利亚 | 11 | | 11 |
| | 338 | | 338 |
| 欧洲联盟 | | 13,589 | 19,924 |

表 2
技术合作方案: 2008 至 2011 年项目预算核准额和支出
(单位: 百万美元)

| | 2008 | 2009 | 2010 | 2011 | 2008 | 2009 | 2010 | 2011 | 2008 | 2009 | 2010 | 2011 | 2008 | 2009 | 2010 | 2011 |
|-------------------------|---------------------|-------|-------|-------|----------|------|------|-------|-----------------------------|------|------|------|---------------------|------|------|-------|
| | 各种资金来源 | | | | 工发组织经常预算 | | | | 开发计划署核心资金/信托基金 ^a | | | | 第三方筹资信托基金 | | | |
| 上年结转的项目剩余值 ^d | 204.5 | 220.0 | 239.0 | 267.6 | 5.3 | 7.4 | 5.8 | 5.2 | 1.2 | 0.9 | 1.3 | 2.1 | 50.7 | 54.3 | 52.4 | 50.3 |
| 本年度核准项目预算 (净)值 | 138.1 | 158.7 | 182.0 | 247.5 | 10.1 | 5.3 | 3.7 | 5.5 | 0.2 | 1.0 | 1.6 | 2.3 | 36.0 | 34.7 | 38.1 | 35.8 |
| 正在执行的项目核准项目总值 | 342.6 | 378.7 | 421.0 | 515.1 | 15.4 | 12.7 | 9.5 | 10.7 | 1.4 | 1.9 | 2.9 | 4.4 | 86.7 | 89.0 | 90.5 | 86.1 |
| 支出 | 123.6 | 139.7 | 153.5 | 166.7 | 8.1 | 7.1 | 4.3 | 5.4 | 0.5 | 0.6 | 0.8 | 2.5 | 32.5 | 36.4 | 40.2 | 38.5 |
| 转入下年的项目剩余值 | 219.0 | 239.0 | 267.5 | 348.4 | 7.3 | 5.6 | 5.2 | 5.3 | 0.9 | 1.3 | 2.1 | 1.9 | 54.2 | 52.6 | 50.3 | 47.6 |
| | 工业发展基金 | | | | 蒙特利尔议定书 | | | | 自筹资信托基金 | | | | 全球环境基金 ^b | | | |
| 上年结转的项目剩余值 ^d | 32.2 | 29.0 | 29.9 | 31.2 | 40.3 | 49.3 | 43.2 | 68.2 | 2.6 | 4.9 | 4.1 | 4.7 | 36.9 | 38.3 | 66.1 | 71.1 |
| 本年度核准项目预算 (净)值 | 16.7 | 20.0 | 20.3 | 17.9 | 33.3 | 16.8 | 46.9 | 76.4 | 4.8 | 2.5 | 4.3 | 5.5 | 9.1 | 43.3 | 25.9 | 72.5 |
| 正在执行的项目核准项目总值 | 48.9 | 49.0 | 50.2 | 49.1 | 73.6 | 66.1 | 90.1 | 144.6 | 7.4 | 7.4 | 8.4 | 10.2 | 46.0 | 81.6 | 92.0 | 143.6 |
| 支出 | 19.9 | 18.9 | 19.0 | 22.0 | 24.3 | 22.8 | 22.0 | 27.3 | 2.5 | 3.5 | 3.7 | 4.8 | 7.7 | 15.6 | 20.9 | 25.1 |
| 转入下年的项目剩余值 | 29.0 | 30.1 | 31.2 | 27.1 | 49.3 | 43.3 | 68.1 | 117.3 | 4.9 | 3.9 | 4.7 | 5.4 | 38.3 | 66.0 | 71.1 | 118.5 |
| | 其他信托基金 ^c | | | | 欧洲联盟 | | | | | | | | | | | |
| 上年结转的项目剩余值 ^d | 19.9 | 23.1 | 24.8 | 22.3 | 15.4 | 12.8 | 11.4 | 12.5 | | | | | | | | |
| 本年度核准项目预算 (净)值 | 17.5 | 22.4 | 21.1 | 15.7 | 10.4 | 12.7 | 20.1 | 15.9 | | | | | | | | |
| 正在执行的项目核准项目总值 | 37.4 | 45.5 | 45.9 | 38.0 | 25.8 | 25.5 | 31.5 | 28.4 | | | | | | | | |
| 支出 | 14.3 | 20.6 | 23.6 | 22.2 | 13.8 | 14.2 | 19.0 | 18.9 | | | | | | | | |
| 转入下年的项目剩余值 | 23.1 | 24.9 | 22.3 | 15.8 | 12.0 | 11.3 | 12.5 | 9.5 | | | | | | | | |

^a 合开发计划署除由其供资的全球环境基金以外的所有基金。

^b 包括与全球环境基金有关的所有基金。

^c 包括由联合国其他机构和基金、“一个联合国”基金、西班牙实现千年发展目标基金、共同出资的投资促进服务活动、商品共同基金和其他来源资助的项目。

^d 因上年结转的剩余值汇率差异而略作调整。

表 3A
技术合作活动：2010 和 2011 年项目核准额，按资金来源分列

| 资金来源 | 核准的新项目 | | | 经修订的现有项目 | | | 核准额/ 修订额总净值 (千美元) |
|----------------------|------------|----------------|----------------|--------------|---------------|----------------|-------------------------|
| | 项目数 | 项目价值 (千美元) | 项目平均值 (千美元) | 项目数 | 修订额 (千美元) | 平均修订额 (千美元) | |
| 2010 年 | | | | | | | |
| 工发组织经常预算 | 57 | 3,993 | 70 | 470 | (345) | (1) | 3,648 |
| 开发计划署资金 ^a | 4 | 1,318 | 330 | 65 | 315 | 5 | 1,633 |
| 工业发展基金 | 50 | 17,839 | 357 | 495 | 2,481 | 5 | 20,320 |
| 蒙特利尔议定书 | 72 | 49,354 | 685 | 364 | (2,423) | (7) | 46,931 |
| 自筹信托基金 | 14 | 3,408 | 243 | 112 | 875 | 8 | 4,283 |
| 第三方筹资信托基金 | 44 | 24,162 | 549 | 349 | 13,915 | 40 | 38,077 |
| 全球环境基金 | 19 | 24,001 | 1,263 | 126 | 1,893 | 15 | 25,894 |
| 其他信托基金 ^b | 39 | 11,245 | 288 | 154 | 9,878 | 64 | 21,123 |
| 欧洲联盟 | 5 | 6,400 | 1,280 | 40 | 13,722 | 343 | 20,122 |
| 共计 | 304 | 141,720 | 466 | 2,175 | 40,311 | 19 | 182,031 |
| 2011 年 | | | | | | | |
| 工发组织经常预算 | 92 | 5,695 | 62 | 302 | (184) | (1) | 5,511 |
| 开发计划署资金 ^a | 4 | 2,141 | 535 | 51 | 171 | 3 | 2,312 |
| 工业发展基金 | 27 | 9,577 | 355 | 443 | 8,289 | 19 | 17,866 |
| 蒙特利尔议定书 | 70 | 76,764 | 1,097 | 356 | (316) | (1) | 76,448 |
| 自筹信托基金 | 6 | 1,847 | 308 | 92 | 3,613 | 39 | 5,460 |
| 第三方筹资信托基金 | 62 | 25,619 | 413 | 328 | 10,223 | 31 | 35,842 |
| 全球环境基金 | 28 | 72,348 | 2,584 | 131 | 190 | 1 | 72,538 |
| 其他信托基金 ^b | 25 | 3,481 | 139 | 174 | 12,187 | 70 | 15,668 |
| 欧洲联盟 | 5 | 2,991 | 598 | 41 | 12,866 | 314 | 15,857 |
| 共计 | 319 | 200,463 | 628 | 1,918 | 47,039 | 25 | 247,502 |

^a 合并开发计划署除由其供资的全球环境基金以外的所有基金。

^b 包括由联合国其他机构和基金、“一个联合国”基金、西班牙实现千年发展目标基金、商品共同基金和其他来源资助的项目。括号中的向下变动系项目结束所致。

表 3B
技术合作活动: 2011 年项目核准净额, 按区域和资金来源分列
(单位: 千美元)

| 资金来源 | 非洲 (不包括非洲 阿拉伯国家) | 非洲 阿拉伯 国家 | 亚洲和太平洋 (不包括西亚 阿拉伯国家) | 西亚 阿拉伯 国家 | 阿拉伯 区域 | 欧洲和 新独立 国家 | 拉丁美洲 和加勒比 | 全球和 区域间 | 共计 |
|----------------------|------------------------|-----------------|----------------------------|-----------------|-----------|------------------|--------------|------------|---------|
| 工发组织经常预算 | 404 | 37 | 337 | 15 | 92 | 256 | 167 | 4,203 | 5,511 |
| 开发计划署资金 ^a | 1,914 | 0 | (4) | 75 | 0 | 327 | 0 | 0 | 2,312 |
| 工业发展基金 | 3,162 | 434 | 4,178 | (325) | 209 | 2,553 | (358) | 8,013 | 17,866 |
| 蒙特利尔议定书 | 2,185 | 1,063 | 62,916 | 1,641 | 0 | 843 | 7,601 | 199 | 76,448 |
| 自筹信托基金 | 4,232 | (15) | 289 | 525 | 3 | 0 | 426 | 0 | 5,460 |
| 第三方筹资信托基金 | 12,178 | 6,676 | 5,911 | 2,926 | (18) | 599 | 1,420 | 6,150 | 35,842 |
| 全球环境基金 | 13,755 | 0 | 32,382 | 0 | 0 | 23,206 | 2,404 | 791 | 72,538 |
| 其他信托基金 ^b | 3,972 | 2,002 | 2,010 | 2,200 | 0 | 527 | 3,285 | 1,672 | 15,668 |
| 工业发展基金 | 10,521 | (400) | 5,128 | 0 | 0 | 9 | (4) | 603 | 15,857 |
| 共计 | 52,323 | 9,797 | 113,147 | 7,057 | 286 | 28,320 | 14,941 | 21,631 | 247,502 |
| 非洲共计 | 62,120 | | | | | | | | |
| 阿拉伯国家共计 | 17,140 | | | | | | | | |

^a 合并开发计划署除由其供资的全球环境基金以外的所有基金。

^b 包括由联合国其他机构和基金、“一个联合国”基金、西班牙实现千年发展目标基金、商品共同基金和其他来源资助的项目。括号中的向下变动系项目结束所致。

表 4
2010 和 2011 年技术合作活动支出，按资金来源和项目构成部分分列

| 资金来源 | 项目人员 | | | | | | 研究金 和培训 千美元 | 设备 千美元 | 杂项开支 千美元 | 共计 千美元 |
|----------------------|------------|--------|-------------|-------------------|-----------|-------------|-------------------|-----------|-------------|-----------|
| | 专家 工作月数 | 千美元 | 分包合同 千美元 | 研究金 和培训 千美元 | 设备 千美元 | 杂项开支 千美元 | | | | |
| 2010 年 | | | | | | | | | | |
| 工发组织经常预算 | 158 | 2,757 | 750 | 320 | 175 | 304 | 4,306 | | | |
| 开发计划署资金 ^a | 22 | 452 | 104 | 96 | 19 | 54 | 725 | | | |
| 工业发展基金 | 391 | 11,777 | 2,836 | 1,208 | 2,192 | 958 | 18,971 | | | |
| 蒙特利尔议定书 | 334 | 3,984 | 11,925 | 520 | 4,964 | 609 | 22,002 | | | |
| 自筹信托基金 | 48 | 1,665 | 1,597 | 232 | 118 | 139 | 3,751 | | | |
| 第三方筹资信托基金 | 769 | 18,888 | 10,802 | 3,383 | 5,324 | 1,778 | 40,175 | | | |
| 全球环境基金 | 275 | 6,118 | 12,147 | 1,470 | 779 | 395 | 20,909 | | | |
| 其他信托基金 ^b | 494 | 9,151 | 4,918 | 2,957 | 5,463 | 1,154 | 23,643 | | | |
| 欧洲联盟 | 392 | 8,781 | 2,234 | 2,798 | 4,535 | 688 | 19,036 | | | |
| 共计 | 2,883 | 63,573 | 47,313 | 12,984 | 23,569 | 6,079 | 153,518 | | | |
| 2011 年 | | | | | | | | | | |
| 工发组织经常预算 | 220 | 2,737 | 409 | 940 | 599 | 719 | 5,404 | | | |
| 开发计划署资金 ^a | 15 | 552 | 588 | 93 | 1,271 | 12 | 2,516 | | | |
| 工业发展基金 | 450 | 12,604 | 4,485 | 1,690 | 2,209 | 1,012 | 22,000 | | | |
| 蒙特利尔议定书 | 376 | 4,074 | 11,055 | 703 | 10,941 | 512 | 27,285 | | | |
| 自筹信托基金 | 53 | 1,661 | 2,818 | 136 | 169 | 56 | 4,840 | | | |
| 第三方筹资信托基金 | 866 | 18,910 | 4,990 | 5,617 | 7,090 | 1,875 | 38,482 | | | |
| 全球环境基金 | 233 | 6,186 | 12,572 | 1,792 | 3,757 | 780 | 25,087 | | | |
| 其他信托基金 ^b | 374 | 9,108 | 5,865 | 3,080 | 3,125 | 972 | 22,150 | | | |
| 欧洲联盟 | 583 | 10,780 | 2,340 | 2,159 | 2,916 | 730 | 18,925 | | | |
| 共计 | 3,170 | 66,612 | 45,122 | 16,210 | 32,077 | 6,668 | 166,689 | | | |

^a 合并开发计划署除由其供资的全球环境基金以外的所有基金。

^b 包括由联合国其他机构和基金、“一个联合国”基金、西班牙实现千年发展目标基金、商品共同基金、共同出资的投资促进服务活动和其他来源资助的项目。

表 5
2011 年技术合作活动支出，按主题领域和地理区域分列
(单位：千美元)

| 主题领域 | 非洲 (不包括 非洲阿拉伯 国家) | 非洲 阿拉伯 国家 | 亚洲和太平洋 (不包括西亚 阿拉伯国家) | 西亚 阿拉伯国家 | 阿拉伯 区域 | 欧洲和 新独立 国家 | 拉丁美洲 和加勒比 | 全球和 区域间 | 共计 |
|----------|----------------------------|-----------------|----------------------------|-------------|-----------|------------------|--------------|------------|---------|
| 通过生产活动减贫 | 16,790 | 3,441 | 8,605 | 10,462 | 9 | 1,996 | 2,284 | 12,723 | 56,310 |
| 贸易能力建设 | 16,566 | 815 | 8,548 | 1,792 | 208 | 233 | 316 | 1,403 | 29,881 |
| 环境和能源 | 13,299 | 3,789 | 31,638 | 2,964 | 556 | 10,033 | 10,862 | 2,691 | 75,832 |
| 其他 | 845 | 152 | 369 | 0 | 0 | 287 | 215 | 2,798 | 4,666 |
| 共计 | 47,500 | 8,197 | 49,160 | 15,218 | 773 | 12,549 | 13,677 | 19,615 | 166,689 |
| 非洲共计 | 55,697 | | | | | | | | |
| 阿拉伯国家共计 | 24,188 | | | | | | | | |

表 6
2008 至 2011 年技术合作活动支出，按地理区域分列
(单位：千美元)

| 地区 | 2008年 | 2009年 | 2010年 | 2011年 |
|------------------------|---------|---------|---------|---------|
| 非洲 (不包括非洲阿拉伯国家) | | | | |
| 国别项目 | 13,286 | 17,548 | 19,236 | 30,099 |
| 区域项目 | 10,252 | 15,285 | 21,717 | 17,401 |
| 小计 | 23,538 | 32,833 | 40,953 | 47,500 |
| 非洲阿拉伯国家 | 16,864 | 11,240 | 12,492 | 8,197 |
| 亚洲和太平洋 (不包括西亚阿拉伯国家) | | | | |
| 国别项目 | 27,131 | 33,216 | 34,748 | 46,785 |
| 区域项目 | 1,303 | 2,072 | 2,047 | 2,375 |
| 小计 | 28,434 | 35,288 | 36,795 | 49,160 |
| 西亚阿拉伯国家 | 13,255 | 15,348 | 20,985 | 15,218 |
| 阿拉伯区域 | 1,283 | 1,535 | 1,039 | 773 |
| 欧洲和新独立国家 | | | | |
| 国别项目 | 4,255 | 5,187 | 4,734 | 11,561 |
| 区域项目 | 1,239 | 748 | 1,130 | 988 |
| 小计 | 5,494 | 5,935 | 5,864 | 12,549 |
| 拉丁美洲和加勒比 | | | | |
| 国别项目 | 9,460 | 10,860 | 9,471 | 12,561 |
| 区域项目 | 1,015 | 1,733 | 1,260 | 1,116 |
| 小计 | 10,475 | 12,593 | 10,731 | 13,677 |
| 全球和区域间项目 | 24,232 | 24,903 | 24,659 | 19,615 |
| 共计 | 123,575 | 139,675 | 153,518 | 166,689 |

表 7
技术合作活动: 2011 年项目支出, 按地理区域分列
(单位: 千美元)

| | A. 按资金来源分列 | | | | | | | | | | | | | | | | |
|----------------------|----------------------------|-----------------|----------------------------|-------------|-----------|--------------|--------------|------------|------|-------|--------|------|--------|------|---------|--------|---------|
| | 非洲 (不包括非 洲阿拉伯 国家) | 非洲 阿拉伯 国家 | 亚洲和太平洋 (不包括西亚 阿拉伯国家) | 西亚 阿拉伯国家 | 阿拉伯 区域 | 欧洲和 新独立国家 | 拉丁美洲 和加勒比 | 全球和 区域间 | 共计 | | | | | | | | |
| | % | % | % | % | % | % | % | % | % | % | | | | | | | |
| 工发组织经常预算 | 890 | 1.9 | 48 | 0.6 | 696 | 1.4 | 39 | 0.3 | 23 | 3.0 | 181 | 1.4 | 339 | 2.5 | 3,188 | 16.3 | 5,404 |
| 开发计划署资金 ^a | 2,017 | 4.2 | 2 | 0.0 | (1) | 0.0 | 185 | 1.2 | 0 | 0.0 | 294 | 2.3 | 19 | 0.1 | 0 | 0.0 | 2,516 |
| 工业发展基金 | 4,437 | 9.3 | 1,362 | 16.6 | 5,122 | 10.4 | 198 | 1.3 | 161 | 20.8 | 3,076 | 24.5 | 974 | 7.1 | 6,670 | 34.0 | 22,000 |
| 蒙特利尔议定书 | 882 | 1.9 | 2,432 | 29.7 | 12,899 | 26.2 | 2,846 | 18.7 | (21) | (2.7) | 2,566 | 20.4 | 5,680 | 41.5 | 1 | 0.0 | 27,285 |
| 自筹信托基金 | 3,831 | 8.1 | 8 | 0.1 | 501 | 1.0 | 84 | 0.6 | 7 | 0.9 | 1 | 0.0 | 393 | 2.9 | 15 | 0.1 | 4,840 |
| 第三方筹资信托基金 | 12,491 | 26.3 | 2,735 | 33.4 | 6,054 | 12.3 | 5,263 | 34.6 | 212 | 27.4 | 701 | 5.6 | 409 | 3.0 | 10,617 | 54.1 | 38,482 |
| 全球环境基金 | 5,069 | 10.7 | 604 | 7.4 | 13,975 | 28.4 | 0 | 0.0 | 391 | 50.6 | 5,168 | 41.2 | 2,612 | 19.1 | (2,732) | (13.9) | 25,087 |
| 其他信托基金 ^b | 5,290 | 11.1 | 1,073 | 13.1 | 3,530 | 7.2 | 6,603 | 43.4 | 0 | 0.0 | 562 | 4.5 | 3,251 | 23.8 | 1,841 | 9.4 | 22,150 |
| 欧洲联盟 | 12,593 | 26.5 | (67) | (0.8) | 6,384 | 13.0 | 0 | 0.0 | 0 | 0.0 | 0 | 0.0 | 0 | 0.0 | 15 | 0.1 | 18,925 |
| 共计 | 47,500 | | 8,197 | | 49,160 | | 15,218 | | 773 | | 12,549 | | 13,677 | | 19,615 | | 166,689 |
| 非洲共计 | 55,697 | | | | | | | | | | | | | | | | |
| 阿拉伯国家共计 | 24,188 | | | | | | | | | | | | | | | | |
| | % | % | % | % | % | % | % | % | % | % | % | % | % | % | % | % | % |
| 项目人员 | 20,964 | 44.1 | 3,360 | 41.0 | 12,834 | 26.1 | 5,258 | 34.6 | 365 | 47.2 | 4,564 | 36.4 | 5,396 | 39.5 | 13,871 | 70.7 | 66,612 |
| 分包合同 | 8,346 | 17.6 | 1,674 | 20.4 | 24,494 | 49.8 | 4,204 | 27.6 | 284 | 36.7 | 3,721 | 29.7 | 2,714 | 19.8 | (315) | (1.6) | 45,122 |
| 研究和培训 | 5,862 | 12.3 | 813 | 9.9 | 2,764 | 5.6 | 2,154 | 14.2 | 88 | 11.4 | 528 | 4.2 | 1,049 | 7.7 | 2,952 | 15.0 | 16,210 |
| 设备 | 10,130 | 21.3 | 1,998 | 24.4 | 7,925 | 16.1 | 2,930 | 19.3 | 6 | 0.8 | 3,416 | 27.2 | 3,878 | 28.4 | 1,794 | 9.1 | 32,077 |
| 杂项 | 2,198 | 4.6 | 352 | 4.3 | 1,143 | 2.3 | 672 | 4.4 | 30 | 3.9 | 320 | 2.6 | 640 | 4.7 | 1,313 | 6.7 | 6,668 |
| 共计 | 47,500 | | 8,197 | | 49,160 | | 15,218 | | 773 | | 12,549 | | 13,677 | | 19,615 | | 166,689 |

^a 合并开发计划署除由其供资的全球环境基金以外的所有基金。
^b 包括由联合国其他机构和基金、“一个联合国”基金、西班牙实现千年发展目标基金、商品共同基金、共同出资的投资促进服务活动和其他来源资助的项目。

表 8
2011 年经常预算和业务预算支出情况，
按方案和支出用途分列
(单位：千欧元)

| 方案 | 1 | 2 | 3 | 4 | 5 | 6 | 7 |
|-------------------------|----------|---------|-------|---------|---------------------------|----------|-------------|
| | 人事费 | 顾问 | 会议 | 旅费 | 技术合作 经常方案 ^a | 其他 | 2011年 共计 |
| 支出 | | | | | | | |
| A 决策机构 | | | | | | | |
| A.1 决策机构会议 | 18.2 | 9.2 | 0.0 | 0.0 | 0.0 | 1,730.7 | 1,758.1 |
| A.2 决策机构秘书处和与成员国关系 | 833.7 | 0.0 | 0.0 | 0.0 | 0.0 | 27.7 | 861.4 |
| 小计 | 851.9 | 9.2 | 0.0 | 0.0 | 0.0 | 1,758.4 | 2,619.5 |
| B 行政领导和战略管理 | | | | | | | |
| B.1 行政领导和战略规划 | 3,963.7 | 196.4 | 18.9 | 413.6 | 0.0 | 459.9 | 5,052.5 |
| B.2 评价 | 803.9 | 8.5 | 0.0 | 15.3 | 0.0 | 5.3 | 833.0 |
| B.3 法律事务 | 517.1 | 0.0 | 0.0 | 1.4 | 0.0 | 11.1 | 529.5 |
| B.4 内部监督 | 592.8 | 29.3 | 0.0 | 11.9 | 0.0 | 3.9 | 637.9 |
| 小计 | 5,877.5 | 234.3 | 18.9 | 442.1 | 0.0 | 480.1 | 7,052.9 |
| C 通过生产活动减贫 | | | | | | | |
| C.1 通过生产活动减贫 | 10,825.8 | 126.4 | 47.0 | 133.8 | 756.3 | 3,068.1 | 14,957.2 |
| 小计 | 10,825.8 | 126.4 | 47.0 | 133.8 | 756.3 | 3,068.1 | 14,957.2 |
| D 贸易能力建设 | | | | | | | |
| D.1 贸易能力建设 | 7,144.3 | 53.1 | 0.0 | 103.1 | 1,002.7 | 54.5 | 8,357.8 |
| 小计 | 7,144.3 | 53.1 | 0.0 | 103.1 | 1,002.7 | 54.5 | 8,357.8 |
| E 环境和能源 | | | | | | | |
| E.1 环境和能源 | 10,500.1 | 807.8 | 183.3 | 518.3 | 2,567.6 | 350.5 | 14,927.5 |
| 小计 | 10,500.1 | 807.8 | 183.3 | 518.3 | 2,567.6 | 350.5 | 14,927.5 |
| F 跨领域方案以及国家一级和 区域协调 | | | | | | | |
| F.1 战略工业研究和统计 | 1,918.6 | 307.6 | 80.1 | 71.2 | 199.4 | 112.4 | 2,689.4 |
| F.2 特别方案 | 2,070.4 | 0.0 | 0.0 | 6.8 | 257.0 | 30.8 | 2,365.1 |
| F.3 区域方案以及国家一级和 区域协调 | 3,930.9 | 20.8 | 20.2 | 481.1 | 0.0 | 33.2 | 4,486.2 |
| F.4 外地业务支助 | 1,468.6 | 0.0 | 0.0 | 0.0 | 0.0 | 3,316.0 | 4,784.7 |
| 小计 | 9,388.6 | 328.4 | 100.4 | 559.1 | 456.4 | 3,492.4 | 14,325.3 |
| G 方案支助服务 | | | | | | | |
| G.1 人力资源管理 | 2,957.9 | 85.3 | 0.0 | 25.0 | 0.0 | 10.6 | 3,078.8 |
| G.2 财务 | 3,044.9 | 72.8 | 0.0 | 3.2 | 0.0 | 3.5 | 3,124.4 |
| G.3 采购和后勤服务 | 2,979.9 | 18.5 | 0.0 | 8.4 | 0.0 | 1,029.6 | 4,036.5 |
| G.4 信息和通信管理 | 2,168.8 | 0.0 | 0.0 | 7.7 | 0.0 | 1,899.0 | 4,075.6 |
| G.5 领导和管理 | 739.2 | 0.0 | 0.0 | 13.1 | 0.0 | 0.5 | 752.8 |
| 小计 | 11,890.7 | 176.6 | 0.0 | 57.4 | 0.0 | 2,943.3 | 15,068.0 |
| I.1 间接费用 | 2,495.9 | 0.0 | 0.0 | 0.0 | 0.0 | 8,369.2 | 10,865.1 |
| 支出共计 | 58,974.8 | 1,735.8 | 349.5 | 1,813.7 | 4,783.0 | 20,516.4 | 88,173.2 |
| 收入 | | | | | | | |
| F.4 政府对外地办事处费用的捐款 | 0.0 | 0.0 | 0.0 | 0.0 | 0.0 | 302.5 | 302.5 |
| 杂项收入 | 0.0 | 0.0 | 0.0 | 0.0 | 0.0 | 1,083.6 | 1,083.6 |
| 收入共计 | 0.0 | 0.0 | 0.0 | 0.0 | 0.0 | 1,386.1 | 1,386.1 |
| 净额共计 | 58,974.8 | 1,735.8 | 349.5 | 1,813.7 | 4,783.0 | 19,130.4 | 86,787.2 |

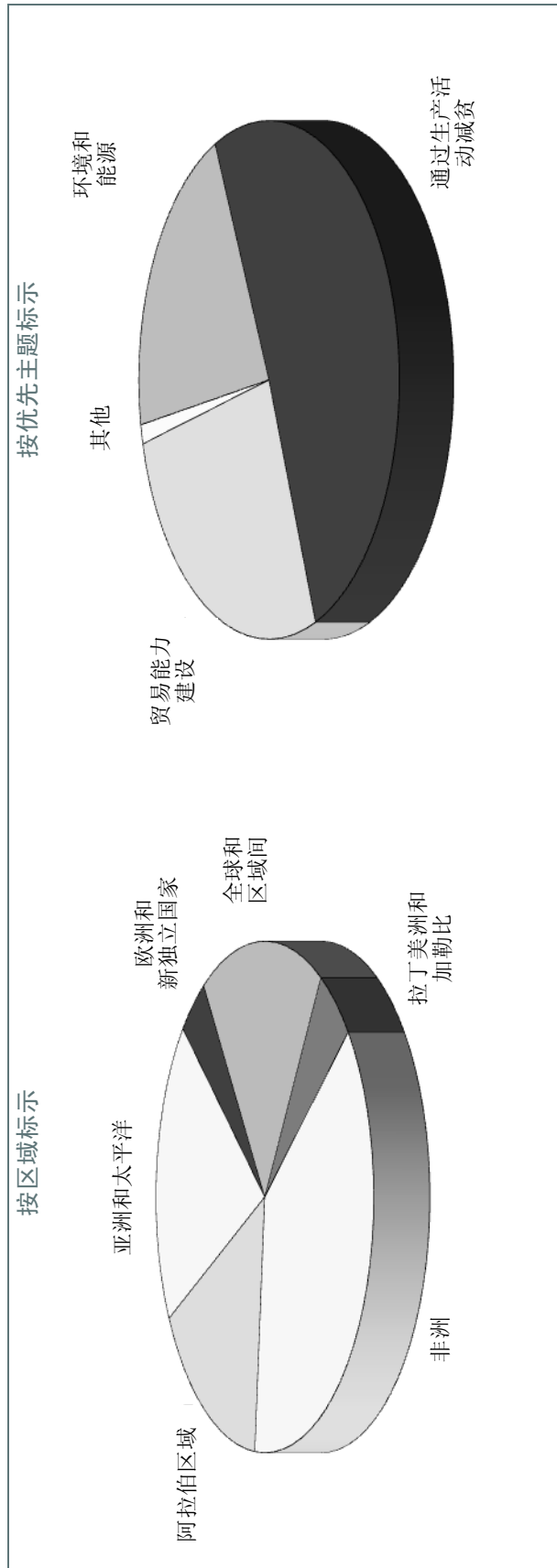
| 方案 | 1 | 2 | 3 | 4 | 5 | 6 | 7 |
|------------|---------|------|-----|-----|---------------------------|----------|-------------|
| | 人事费 | 顾问 | 会议 | 旅费 | 技术合作 经常方案 ^a | 其他 | 2011年 共计 |
| 房舍管理 | | | | | | | |
| 支出 | | | | | | | |
| H 房舍管理 | | | | | | | |
| H.1 共同房舍管理 | 6,786.3 | 82.9 | 0.0 | 0.0 | 0.0 | 9,978.8 | 16,841.5 |
| H.2 合办房舍管理 | 104.9 | 0.0 | 0.0 | 0.0 | 0.0 | 455.8 | 560.7 |
| 支出共计 | 6,891.2 | 82.9 | 0.0 | 0.0 | 0.0 | 10,434.6 | 17,402.3 |

请注意，房舍管理处的全部费用由所有用户分摊，上述支出正在全部收回。工发组织所占净额份额列于上文方案 H 项下。

本报告系使用财务执行情况控制系统第二个截止-201013-期限的数据汇编。

^a 系已转入技术合作经常方案特别账户的 2011 年全额拨款。

附录 B
 自愿捐款项下的项目核准额
 政府捐款：2011 年核准净额
 (不包括方案支助费用)



| 区域 | 美元 | 百分比 | 工发组织优先主题 | 美元 | 百分比 |
|-----------------------|-------------------|--------------|-----------------|-------------------|--------------|
| 非洲 | 34,064,976 | 37.6 | 环境和能源 | 19,036,747 | 21.0 |
| 阿拉伯区域 | 14,219,016 | 15.7 | 通过生产活动减贫 | 46,216,098 | 51.0 |
| 亚洲和太平洋 | 17,517,285 | 19.3 | 贸易能力建设 | 24,354,438 | 26.9 |
| 欧洲和新独立国家 | 3,687,984 | 4.1 | 其他 ^b | 1,086,693 | 1.2 |
| 拉丁美洲和加勒比 | 4,769,712 | 5.3 | | | |
| 全球和区域间 | 16,435,003 | 18.1 | | | |
| 共计^a | 90,693,976 | 100.0 | 共计 | 90,693,976 | 100.0 |

^a 包括由商品共同基金、欧洲联盟、自筹资金和第三方信托基金捐款、其他联合国机构和基金以及协调专家/初级专业人员方案 (569,756 美元) 资助的项目。

^b “其他”这一主题大多是指拨给出版物、跨领域活动、评价工作和对工发组织外地办事处的支助的资金。

附录 C

与最不发达国家的技术合作

表 1: 2011 年执行额、按国家和资金来源分列^a
(单位: 美元)

| 区域/国家 | 经常预算 | 工业发展基金 | 全球环境基金 | 蒙特利尔协定书 | 第三方 | | 开发计划署核心资金和开发计划署信托基金 | 其他来源 ^b | 共计 |
|---------|---------|---------|--------|---------|---------|-----------|---------------------|-------------------|-----------|
| | | | | | 自筹信托基金 | 筹资信托基金 | | | |
| 非洲 | | | | | | | | | |
| 安哥拉 | 0 | 123,300 | 75 | 0 | 0 | 195,036 | 0 | 0 | 318,411 |
| 贝宁 | 0 | 0 | 0 | (392) | 0 | 0 | 0 | 0 | (392) |
| 布基纳法索 | (3,397) | (34) | 15,999 | 102,755 | 0 | 0 | 0 | 0 | 115,323 |
| 布隆迪 | 213,319 | 6,588 | 0 | (42) | 0 | 4,721 | 0 | 0 | 224,586 |
| 中非共和国 | 0 | 0 | (1) | 0 | 0 | 0 | 0 | 0 | (1) |
| 乍得 | 0 | 0 | 8,751 | 0 | 0 | 0 | 0 | 0 | 8,751 |
| 科摩罗 | 74,293 | 0 | 0 | 0 | 0 | 0 | 414,320 | 120,768 | 609,381 |
| 刚果民主共和国 | 309 | 0 | 0 | 0 | 0 | 977,072 | 0 | 0 | 977,381 |
| 赤道几内亚 | 0 | 0 | 0 | 0 | 0 | 0 | 0 | 0 | 0 |
| 厄立特里亚 | 0 | 0 | 31,846 | 102,241 | 0 | 7,202 | 0 | 0 | 141,289 |
| 埃塞俄比亚 | 12,267 | (2,126) | 0 | (28) | 0 | 889,691 | 0 | 286,662 | 1,186,466 |
| 冈比亚 | 0 | 87,837 | 36,405 | 0 | 0 | 0 | 0 | 0 | 124,242 |
| 几内亚 | 0 | 0 | 29,018 | 9,334 | 0 | 139,820 | 0 | 685,123 | 863,295 |
| 几内亚比绍 | 0 | 0 | 0 | 0 | 0 | 0 | 0 | 0 | 0 |
| 莱索托 | 0 | 0 | 0 | 0 | 0 | 0 | 0 | 0 | 0 |
| 利比里亚 | 23,652 | 0 | 46 | 0 | 0 | 1,075,953 | 0 | 0 | 1,099,651 |
| 马达加斯加 | (735) | 0 | 0 | 91,102 | 0 | 16,603 | 0 | 0 | 106,970 |
| 马拉维 | 0 | 0 | 0 | 38,221 | 0 | 0 | 0 | 303,025 | 341,246 |
| 马里 | (1,017) | 12,875 | 0 | 0 | 0 | 0 | 0 | 245,202 | 257,060 |
| 毛里塔尼亚 | 0 | 0 | 0 | 0 | 0 | 0 | 0 | 0 | 0 |
| 莫桑比克 | 366,562 | 305,800 | 0 | 0 | 0 | 431,883 | 2,752,961 | 1,013,895 | 4,871,101 |
| 尼日尔 | 0 | 0 | 0 | 9,219 | 0 | 0 | 0 | 0 | 9,219 |
| 卢旺达 | 168 | 108,301 | 0 | 0 | 112,140 | 0 | 0 | 533,381 | 753,990 |

| 区域/国家 | 经常预算 | 工业发展基金 | 全球环境基金 | 蒙特利尔议定书 | 自筹信托基金 | 第三方筹资信托基金 | 欧洲联盟 | 开发计划署核心资金和开发计划署信托基金 | 其他来源 ^b | 共计 |
|-----------------|---------|-----------|---------|---------|-----------|-----------|-----------|---------------------|-------------------|------------|
| 圣多美和普林西比 | 0 | 0 | 0 | 26,889 | 0 | 0 | 0 | 0 | 0 | 26,889 |
| 塞内加尔 | 0 | 321,796 | 0 | 15,619 | 0 | 193,974 | 0 | (3,426) | 338,401 | 866,364 |
| 塞拉利昂 | 0 | 661,959 | 28 | 0 | 0 | 1,171,825 | 0 | (1,806) | 140,115 | 1,972,121 |
| 多哥 | 0 | 0 | 0 | 101,775 | 0 | 33,653 | 0 | 0 | 0 | 135,428 |
| 乌干达 | 4,754 | 208,562 | 0 | 0 | 0 | 131,097 | 0 | 0 | 0 | 344,413 |
| 坦桑尼亚联合共和国 | 22,390 | 256,416 | 51,360 | 0 | 0 | 58,479 | 0 | 0 | 1,169,256 | 1,557,901 |
| 赞比亚 | 0 | 0 | 66,787 | 9,801 | 1,536,928 | 950,350 | 0 | 0 | 0 | 2,563,866 |
| 小计 | 712,565 | 2,091,274 | 240,314 | 506,494 | 1,649,068 | 6,277,359 | 2,752,961 | 409,088 | 4,835,828 | 19,474,951 |
| 亚洲和太平洋 | | | | | | | | | | |
| 阿富汗 | 0 | 0 | 0 | 0 | 0 | 590,037 | 0 | 0 | 113,446 | 703,483 |
| 孟加拉国 | 19,679 | 11,032 | 0 | 0 | 0 | 202,371 | 2,804,220 | 0 | 0 | 3,037,302 |
| 不丹 | 36,648 | 35,978 | 0 | 0 | 0 | 17,532 | 0 | 0 | 0 | 90,158 |
| 柬埔寨 | 64,063 | 57,069 | 188,716 | 0 | 0 | 432,041 | 0 | 0 | 0 | 741,889 |
| 基里巴斯 | 0 | 0 | 0 | 0 | 0 | 0 | 0 | 0 | 0 | 0 |
| 老挝人民民主共和国 | 29,210 | 28,103 | 0 | 0 | 0 | 75,608 | 0 | 0 | 0 | 132,921 |
| 缅甸 | 0 | 0 | 0 | 0 | 0 | (31) | 0 | 0 | 0 | (31) |
| 尼泊尔 | 135,856 | 0 | 90,710 | 0 | 0 | 0 | 886,544 | 0 | 0 | 1,113,110 |
| 萨摩亚 | 0 | 0 | 0 | 0 | 0 | 0 | 0 | 0 | 0 | 0 |
| 所罗门群岛 | 0 | 0 | 0 | 0 | 0 | 0 | 0 | 0 | 0 | 0 |
| 东帝汶 | 26,233 | 164,917 | 0 | 0 | 0 | 39,981 | 0 | 0 | 0 | 231,131 |
| 图瓦卢 | 0 | 0 | 0 | 0 | 0 | 0 | 0 | 0 | 0 | 0 |
| 瓦努阿图 | 0 | 0 | 0 | 0 | 0 | 0 | 0 | 0 | 0 | 0 |
| 小计 | 311,689 | 297,099 | 279,426 | 0 | 0 | 1,357,539 | 3,690,764 | 0 | 113,446 | 6,049,963 |
| 拉丁美洲和加勒比 | | | | | | | | | | |
| 海地 | 2,977 | 0 | 0 | 0 | 0 | 37,287 | 0 | 0 | 0 | 40,264 |
| 小计 | 2,977 | 0 | 0 | 0 | 0 | 37,287 | 0 | 0 | 0 | 40,264 |
| 非洲阿拉伯国家 | | | | | | | | | | |
| 吉布提 | 0 | 0 | 0 | 0 | 0 | (3,222) | 0 | 0 | 0 | (3,222) |
| 索马里 | 0 | 0 | 0 | 35,320 | 0 | 834,349 | 0 | 0 | 0 | 869,669 |

| 区域/国家 | 经常预算 | 工业发展基金 | 全球环境基金 | 蒙特利尔议定书 | 第三方筹资 | | 开发计划署 | | 其他来源 ^b | 共计 |
|-----------|-----------|-----------|---------|----------|-----------|-----------|-----------|----------------|-------------------|------------|
| | | | | | 信托基金 | 自筹信托基金 | 欧洲联盟 | 核心资金和开发计划署信托基金 | | |
| 苏丹 | 442 | 0 | 0 | 214,149 | 7,716 | 1,464,777 | (67,205) | 0 | 291,598 | 1,911,477 |
| 小计 | 442 | 0 | 0 | 249,469 | 7,716 | 2,295,904 | (67,205) | 0 | 291,598 | 2,777,924 |
| 西亚阿拉伯国家也门 | 0 | 0 | 0 | (12,914) | 0 | 0 | 0 | 0 | 0 | (12,914) |
| 小计 | 0 | 0 | 0 | (12,914) | 0 | 0 | 0 | 0 | 0 | (12,914) |
| 共计 | 1,027,673 | 2,388,373 | 519,740 | 743,049 | 1,656,784 | 9,968,089 | 6,376,520 | 409,088 | 5,240,872 | 28,330,188 |

^a 不包括区域项目、区域间项目、全球项目以及最不发达国家与其他发展中国家一起参与的个人研究金和小组培训方案。

^b 包括由联合国其他机构和基金、“一个联合国”基金、西班牙实现千年发展目标基金和其他来源资助的项目。

表 2: 2011 年核准总净额, 按国家和资金来源分列^a
(单位: 美元)

| 区域/国家 | 经常预算 | 工业发展 基金 | 全球环境 基金 | 蒙特利尔 议定书 | 第三方 | | 欧洲联盟 | 开发计划署 | | 其他来源 ^b | 共计 |
|-----------|----------|------------|------------|-------------|------------|------------|-----------|------------------------|---------|-------------------|-----------|
| | | | | | 自筹 信托基金 | 筹资 信托基金 | | 核心基金和 开发计划署 信托基金 | 信托基金 | | |
| 非洲 | | | | | | | | | | | |
| 安哥拉 | (141) | 0 | 0 | 0 | 0 | 295,634 | 0 | 0 | 0 | 0 | 295,493 |
| 贝宁 | 0 | 0 | 0 | 100,000 | 0 | 0 | 0 | 0 | 0 | 0 | 100,000 |
| 布基纳法索 | 0 | (1,421) | 0 | 0 | 0 | 0 | 0 | 0 | 0 | 0 | (1,421) |
| 布隆迪 | 224,769 | (191) | 0 | 80,000 | 0 | 4,482 | 0 | 0 | 0 | 0 | 309,060 |
| 中非共和国 | 0 | 0 | (2,831) | 125,000 | 0 | 0 | 0 | 0 | 0 | 0 | 122,169 |
| 乍得 | 0 | 0 | 0 | 0 | 0 | 0 | 0 | 0 | 0 | 0 | 0 |
| 科摩罗 | 78,933 | 0 | 0 | 0 | 0 | 0 | 0 | 449,400 | 214,953 | 0 | 743,286 |
| 刚果民主共和国 | 50,000 | 0 | 0 | 0 | 0 | 1,152,496 | 0 | 0 | 0 | 0 | 1,202,496 |
| 赤道几内亚 | 0 | 0 | 0 | 75,000 | 0 | 0 | 0 | 0 | 0 | 0 | 75,000 |
| 厄立特里亚 | 0 | 0 | 0 | 75,000 | 0 | 884,956 | 0 | 0 | 0 | 0 | 959,956 |
| 埃塞俄比亚 | (2,399) | (13,263) | 0 | 0 | 0 | 364,208 | 0 | 0 | 310,000 | 0 | 658,546 |
| 冈比亚 | (183) | (7,285) | 1,758,190 | 50,000 | 0 | 0 | 0 | 0 | 0 | 0 | 1,800,722 |
| 几内亚 | 0 | 0 | 0 | 0 | 0 | 0 | 0 | 0 | 0 | 0 | 0 |
| 几内亚比绍 | 0 | 0 | 0 | 40,000 | 0 | 0 | 0 | 0 | 0 | 0 | 40,000 |
| 莱索托 | 0 | 0 | 0 | 0 | 0 | 0 | 0 | 0 | 0 | 0 | 0 |
| 利比里亚 | (52,485) | 0 | 0 | 0 | 0 | 1,758,007 | 0 | 0 | 0 | 0 | 1,705,522 |
| 马达加斯加 | 0 | 0 | 0 | 2,473 | 0 | 0 | 0 | 0 | 0 | 0 | 2,473 |
| 马拉维 | 0 | 0 | 0 | 0 | 0 | 46,512 | 0 | 0 | 94,206 | 0 | 140,718 |
| 马里 | (2,146) | (7,797) | 0 | 0 | 0 | 0 | 0 | 0 | 220,000 | 0 | 210,057 |
| 毛里塔尼亚 | 0 | 0 | 0 | 0 | 0 | 0 | 0 | 0 | 0 | 0 | 0 |
| 莫桑比克 | (87,429) | (207,273) | 0 | 0 | 0 | 0 | 2,654,074 | 0 | 455,621 | 0 | 2,814,993 |
| 尼日尔 | 0 | 0 | 0 | 0 | 0 | 0 | 0 | 0 | 0 | 0 | 0 |
| 卢旺达 | (10,950) | 0 | 0 | 55,000 | 0 | 0 | 0 | 0 | 653,395 | 0 | 697,445 |
| 圣多美和普林西比 | 0 | 0 | 0 | (242) | 0 | 0 | 0 | 0 | 0 | 0 | (242) |
| 塞内加尔 | (217) | 231,288 | 0 | 200,192 | 0 | 679,642 | 0 | 0 | 372,364 | 0 | 1,483,269 |
| 塞拉利昂 | 32,833 | 249,066 | 0 | 50,000 | 0 | 1,854,713 | 0 | 0 | 0 | 0 | 2,186,612 |

| 区域/国家 | 经常预算 | 工业发展基金 | 全球环境基金 | 蒙特利尔议定书 | 自筹信托基金 | 第三方筹资信托基金 | 欧洲联盟 | 开发计划署核心资金和开发计划署信托基金 | 其他来源 ^b | 共计 |
|-----------------|----------|-----------|-----------|---------|-----------|-----------|-----------|---------------------|-------------------|------------|
| 多哥 | 0 | 0 | 0 | 0 | 0 | 0 | 0 | 0 | 0 | 0 |
| 乌干达 | (10,051) | (85,303) | 0 | 0 | 0 | (126,776) | 0 | 0 | 0 | (222,130) |
| 坦桑尼亚联合共和国 | 6,088 | 69,995 | 0 | 0 | 0 | 55,637 | 0 | 0 | 991,937 | 1,123,657 |
| 赞比亚 | (2,559) | 0 | 200,000 | 61,221 | 1,935,185 | 1,720,259 | 0 | 0 | 0 | 3,914,106 |
| 小计 | 224,063 | 227,816 | 1,955,359 | 913,644 | 1,935,185 | 8,689,770 | 2,654,074 | 449,400 | 3,312,476 | 20,361,787 |
| 亚洲和太平洋 | | | | | | | | | | |
| 阿富汗 | (604) | 0 | 0 | 0 | 0 | 1,363,212 | 0 | 0 | 247,824 | 1,610,432 |
| 孟加拉国 | 35,239 | 265,487 | 0 | 0 | 0 | 1,331,739 | 1,463,404 | 0 | 0 | 3,095,869 |
| 不丹 | 2,965 | 590,198 | 0 | 0 | 0 | 1,287 | 0 | 0 | 0 | 594,450 |
| 柬埔寨 | (7,139) | 54,552 | 1,290,000 | 0 | 0 | 402,387 | 0 | 0 | 0 | 1,739,800 |
| 基里巴斯 | 0 | 0 | 0 | 0 | 0 | 0 | 0 | 0 | 0 | 0 |
| 老挝人民民主共和国 | (6,201) | 21,306 | 0 | 0 | 0 | 290,666 | 0 | 0 | 0 | 305,771 |
| 缅甸 | 0 | 0 | 0 | (50) | 0 | 0 | 0 | 0 | 0 | (50) |
| 尼泊尔 | 141,627 | 0 | 904,041 | 0 | 0 | 0 | 574,968 | 0 | 0 | 1,620,636 |
| 萨摩亚 | 0 | 0 | 0 | 0 | 0 | 0 | 0 | 0 | 0 | 0 |
| 所罗门群岛 | 0 | 0 | 0 | 0 | 0 | 0 | 0 | 0 | 0 | 0 |
| 东帝汶 | (5,384) | 184,279 | 0 | 0 | 0 | 35,812 | 0 | 0 | 0 | 214,707 |
| 图瓦卢 | 0 | 0 | 0 | 0 | 0 | 0 | 0 | 0 | 0 | 0 |
| 瓦努阿图 | 0 | 0 | 0 | 0 | 0 | 0 | 0 | 0 | 0 | 0 |
| 小计 | 160,503 | 1,115,822 | 2,194,041 | (50) | 0 | 3,425,103 | 2,038,372 | 0 | 247,824 | 9,181,615 |
| 拉丁美洲和加勒比 | | | | | | | | | | |
| 海地 | (4,477) | 0 | 0 | 0 | 0 | 45,926 | (3,765) | 0 | 0 | 37,684 |
| 小计 | (4,477) | 0 | 0 | 0 | 0 | 45,926 | (3,765) | 0 | 0 | 37,684 |
| 非洲阿拉伯国家 | | | | | | | | | | |
| 吉布提 | 0 | 0 | 0 | 0 | 0 | 0 | 0 | 0 | 0 | 0 |
| 索马里 | 0 | 0 | 0 | 0 | 0 | 1,061,947 | 0 | 0 | 0 | 1,061,947 |
| 苏丹 | (12,584) | (93,339) | 0 | 0 | (15,187) | 5,059,437 | (399,576) | 0 | 785,287 | 5,324,038 |
| 小计 | (12,584) | (93,339) | 0 | 0 | (15,187) | 6,121,384 | (399,576) | 0 | 785,287 | 6,385,985 |

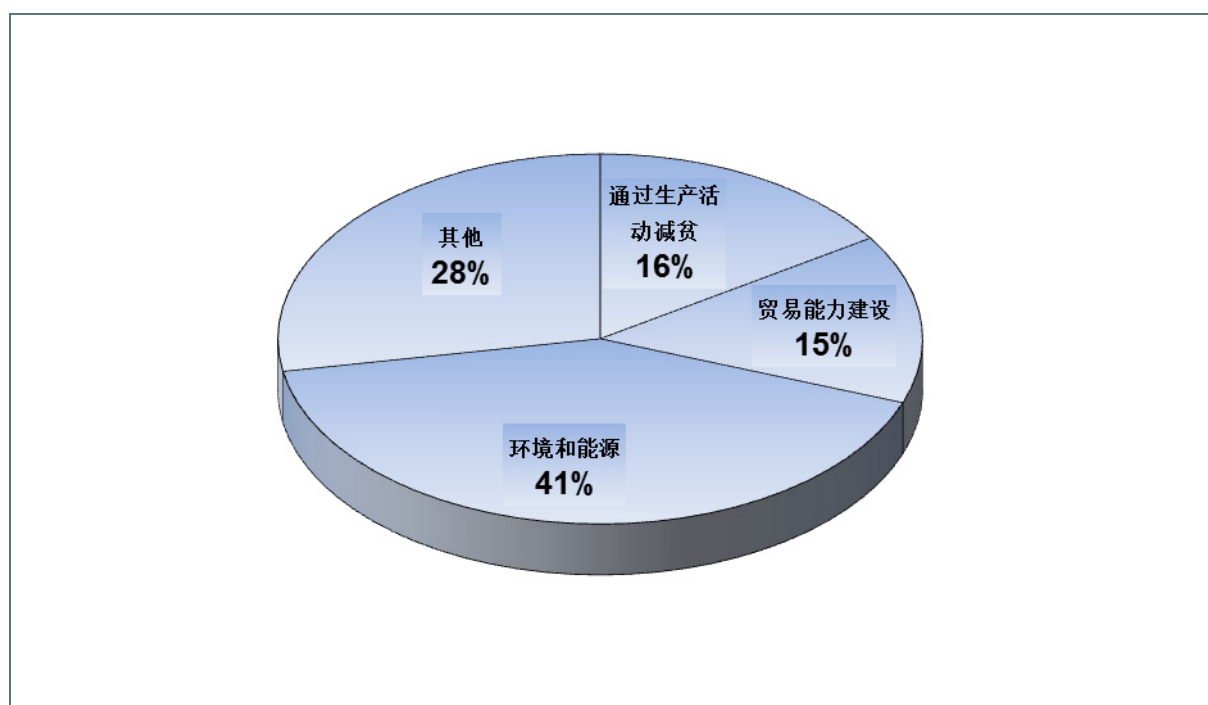
| 区域/国家 | 开发计划署 | | | | | | | | | | 其他来源 ^b | 共计 |
|---------|---------|-----------|-----------|---------|-----------|------------|-----------|----------------|-----------|-------------------|-------------------|------------|
| | 经常预算 | 工业发展基金 | 全球环境基金 | 蒙特利尔议定书 | 自筹信托基金 | 第三方筹资信托基金 | 欧洲联盟 | 核心资金和开发计划署信托基金 | 开发计划署 | 其他来源 ^b | | |
| 西亚阿拉伯国家 | 0 | 0 | 0 | 60,000 | (22,358) | 0 | 0 | 0 | 0 | 0 | 0 | 37,642 |
| 也门 | 0 | 0 | 0 | 60,000 | (22,358) | 0 | 0 | 0 | 0 | 0 | 0 | 37,642 |
| 小计 | 367,505 | 1,250,299 | 4,149,400 | 973,594 | 1,897,640 | 18,282,183 | 4,289,105 | 449,400 | 4,345,587 | 0 | 0 | 36,004,713 |

^a 不包括区域项目、区域间项目、全球项目以及最不发达国家与其他发展中国家一起参与的个人研究和小组培训方案。

^b 包括由联合国其他机构和基金、“一个联合国”基金、西班牙实现千年发展目标基金和其他来源资助的项目。

附录 D
 技术合作经常方案
 2010-2011 年按主题领域分列的执行额

| 主题领域 | 千美元 | 千欧元 |
|-----------|--------------|--------------|
| 通过生产活动减贫 | 1,538 | 1,149 |
| 贸易能力建设 | 1,436 | 1,069 |
| 环境和能源 | 4,036 | 2,992 |
| 其他 | 2,703 | 1,994 |
| 共计 | 9,713 | 7,204 |

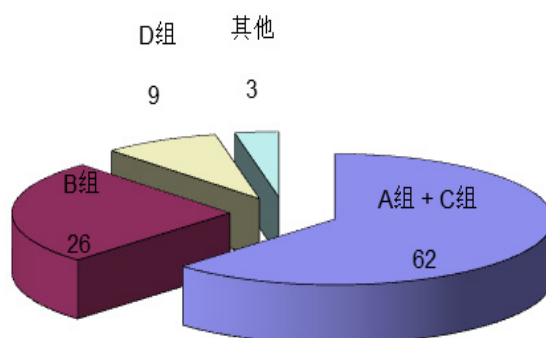


附录 E

按国家组标示的任用专家情况

任用人次

2011 年期间任用人次：3,731，包括 2,013 名本国专家



2011 年，工发组织任用的顾问和专家人数（3,731 人）比 2010 年（3,349 人）多 382 人，总共增加了 11%，符合两年期中第一年和第二年任用人数变化的正常趋势。另一方面，与 2009 年（即上一个两年期的第二年）工发组织聘用专家人数（3,507 人）相比，这一数字也有所增加，部分因为本国专家人数的继续增长（与 2009 年任用 1,692 人次、2010 年任用 1,717 人次相比，2011 年任用了 2,013 人次），另一部分原因在于国际专家人数有所增加。整体而言，2011 年外部专家的使用增加情况与工发组织所提供技术援助的继续增长完全吻合。与 2010 年相比，2011 年提供的技术援助增长了 8.6%，达到近 1.67 亿美元。

还应当指出，工发组织从 A 组和 C 组成员国聘请的顾问和专家人数仍然占了大多数。2011 年，来自这两组国家的专家人数比例增加了 2%，达到了 62%，而来自 B 组国家和其他国家的专家人数比例则分别减少了 1%。

2011 年任用专家情况*

| 国家/地区/领土 | 任用 人次 | 国家/地区/领土 | 任用 人次 | 国家/地区/领土 | 任用 人次 |
|-----------|----------|--------------|----------|-------------|----------|
| 越南 | 198 | 瑞典 | 23 | 不丹 | 6 |
| 印度 | 176 | 阿拉伯叙利亚共和国 | 23 | 希腊 | 6 |
| 联合王国 | 157 | 巴西 | 22 | 伊朗伊斯兰共和国 | 6 |
| 意大利 | 150 | 布基纳法索 | 22 | 毛里塔尼亚 | 6 |
| 奥地利 | 148 | 葡萄牙 | 22 | 巴拿马 | 6 |
| 德国 | 112 | 阿尔巴尼亚 | 21 | 科摩罗 | 5 |
| 俄罗斯联邦 | 87 | 澳大利亚 | 20 | 莱索托 | 5 |
| 埃及 | 84 | 塞尔维亚 | 18 | 蒙古 | 5 |
| 法国 | 81 | 比利时 | 17 | 斯洛伐克 | 5 |
| 墨西哥 | 77 | 贝宁 | 17 | 委内瑞拉玻利瓦尔共和国 | 5 |
| 喀麦隆 | 72 | 马来西亚 | 17 | 几内亚比绍 | 4 |
| 多民族玻利维亚国 | 71 | 马里 | 17 | 哈萨克斯坦 | 4 |
| 加纳 | 69 | 智利 | 16 | 吉尔吉斯斯坦 | 4 |
| 尼日利亚 | 69 | 印度尼西亚 | 16 | 乌兹别克斯坦 | 4 |
| 坦桑尼亚联合共和国 | 64 | 日本 | 16 | 白俄罗斯 | 3 |
| 美利坚合众国 | 59 | 利比里亚 | 16 | 古巴 | 3 |
| 塞内加尔 | 56 | 泰国 | 16 | 刚果民主共和国 | 3 |
| 斯里兰卡 | 56 | 多哥 | 16 | 加蓬 | 3 |
| 土耳其 | 54 | 阿根廷 | 14 | 危地马拉 | 3 |
| 南非 | 51 | 丹麦 | 14 | 科威特 | 3 |
| 肯尼亚 | 49 | 约旦 | 14 | 罗马尼亚 | 3 |
| 莫桑比克 | 49 | 前南斯拉夫的马其顿共和国 | 14 | 安哥拉 | 2 |
| 摩洛哥 | 47 | 津巴布韦 | 14 | 哥斯达黎加 | 2 |
| 西班牙 | 47 | 马达加斯加 | 13 | 吉布提 | 2 |
| 突尼斯 | 44 | 阿尔及利亚 | 12 | 赤道几内亚 | 2 |
| 荷兰 | 43 | 佛得角 | 12 | 海地 | 2 |
| 卢旺达 | 43 | 厄瓜多尔 | 12 | 以色列 | 2 |
| 加拿大 | 38 | 斯洛文尼亚 | 12 | 拉脱维亚 | 2 |
| 科特迪瓦 | 38 | 阿塞拜疆 | 11 | 马耳他 | 2 |
| 中国 | 37 | 马拉维 | 11 | 黑山 | 2 |
| 伊拉克 | 37 | 尼泊尔 | 11 | 新西兰 | 2 |
| 巴基斯坦 | 37 | 波兰 | 11 | 圣多美和普林西比 | 2 |
| 塞拉利昂 | 37 | 乌克兰 | 11 | 乍得 | 1 |
| 亚美尼亚 | 36 | 布隆迪 | 10 | 朝鲜人民民主共和国 | 1 |
| 哥伦比亚 | 35 | 克罗地亚 | 10 | 多米尼加共和国 | 1 |
| 尼加拉瓜 | 35 | 芬兰 | 10 | 巴勒斯坦 | 1 |
| 埃塞俄比亚 | 33 | 赞比亚 | 10 | 塔吉克斯坦 | 1 |
| 几内亚 | 33 | 阿富汗 | 9 | 特里尼达和多巴哥 | 1 |
| 黎巴嫩 | 32 | 波斯尼亚和黑塞哥维那 | 9 | 共计 | 3,731 |
| 孟加拉国 | 31 | 保加利亚 | 9 | | |
| 菲律宾 | 31 | 冈比亚 | 9 | | |
| 乌干达 | 31 | 毛里求斯 | 9 | | |
| 秘鲁 | 30 | 挪威 | 9 | | |
| 瑞士 | 29 | 大韩民国 | 9 | | |
| 匈牙利 | 28 | 刚果 | 8 | | |
| 柬埔寨 | 25 | 老挝人民民主共和国 | 8 | | |
| 摩尔多瓦共和国 | 25 | 尼日尔 | 8 | | |
| 乌拉圭 | 24 | 索马里 | 8 | | |
| 爱尔兰 | 23 | 捷克共和国 | 7 | | |
| 苏丹 | 23 | 萨尔瓦多 | 7 | | |

* 所列数字反映了截至 2012 年 2 月 6 日的现有记录。

附录 F

2011 年订立的协定和其他安排¹

一. 国家²

巴林

延长联合国工业发展组织与巴林王国政府关于资助联合国工业发展组织巴林投资和技术促进办事处活动的协定至 2013 年的换文，2010 年 12 月 17 日和 2011 年 2 月 10 日签署。

多民族玻利维亚国和联合国促进性别平等和增强妇女权能署

联合国工业发展组织、联合国促进性别平等和增强妇女权能署与多民族玻利维亚国政府生产发展和多种经济部的换文，2011 年 10 月 12 日签署。

加拿大

联合国工业发展组织与加拿大政府 2009 年 3 月 19 日订立的关于在苏丹执行题为“恢复苏丹红海州的沿海经济——手工艺渔业的现代化和开创新的市场机会”的项目赠款安排第 1 号修正书，2011 年 8 月 22 日和 31 日签署。

中国

联合国工业发展组织与中华人民共和国环境保护部对外经济合作办公室的谅解备忘录，2011 年 9 月 2 日和 10 月 8 日签署。

联合国工业发展组织与中华人民共和国商务部国际经济技术交流中心的谅解备忘录，2011 年 11 月 28 日签署。

哥斯达黎加

联合国工业发展组织与哥斯达黎加共和国政府关于按照付款计划解决未缴分摊会费的协定，2011 年 11 月 30 日签署。

法国

联合国工业发展组织与马赛市关于工发组织马赛投资和技术促进办事处的协定，2011 年 5 月 23 日和 6 月 17 日签署。

¹ 本表载有截至 2012 年 1 月 25 日交存工发组织法律事务处保管的已签署协定或安排。

² 包括政府和地区政府或省。

联合国工业发展组织与法国政府外交和欧洲事务部（由法国驻阿尔及利亚大使馆代表）关于在阿尔及利亚执行题为“在食品生产和加工部门建立和发展工业企业出口联合总会”项目的第 2011-209-224 号赠款协定，2011 年 9 月 26 日和 10 月 24 日签署。

联合国工业发展组织与法国开发署关于发展非洲农产企业和农产工业举措的协定，2011 年 12 月 13 日和 15 日签署。

印度

联合国工业发展组织与印度政府中小微型企业部关于执行题为“印度机床工业技术升级和生产动力增强”项目的信托基金协定，2011 年 9 月 28 日和 12 月 2 日签署。

印度尼西亚和联合国

印度尼西亚共和国政府与联合国系统³关于支持印度尼西亚国家减少森林砍伐和退化所致排放合作框架+印度尼西亚共和国方案的谅解备忘录，2011 年 9 月 20 日签署。

科威特

联合国工业发展组织与科威特国工业总局关于在科威特执行题为“加强科威特制造业中小型企业出口能力”项目的协定，2011 年 7 月 6 日和 18 日签署。

意大利

联合国工业发展组织与意大利共和国政府关于在阿根廷执行题为“在室内和单一空调设备制造部门逐步淘汰氢氯氟烃-22”项目的信托基金协定，2011 年 1 月 25 日和 2 月 8 日签署。

联合国工业发展组织与意大利共和国外交部发展合作管理总局关于在南非执行题为“合伙参与意大利在南非资助的人体免疫机能丧失病毒和当地生产药品方案”项目的信托基金协定，2011 年 11 月 9 日签署。

马里和联合国环境规划署（环境规划署）

联合国工业发展组织、联合国环境规划署与马里卫生部关于执行题为“减少马里手工艺和小型金矿业汞风险”项目的实施协定，2011 年 5 月 20 日、6 月 16 日和 7 月 4 日签署。

莫桑比克和欧洲联盟（欧盟）

联合国工业发展组织、欧洲联盟和莫桑比克政府关于执行题为“企业环境支持和贸易促进”项目的欧洲联盟捐助协定第 3 号增补，2011 年 1 月 4 日、11 日和 8 月 15 日签署。

³ 指联合国机构、基金和方案。

挪威

联合国工业发展组织与挪威发展合作署关于执行题为“遵守贸易标准报告”项目的 GLO-3256 QZA-11/0160 号项目供资行政协定，2011 年 3 月 1 日和 7 日签署。

联合国工业发展组织与挪威发展合作署关于执行题为“通过加强标准、计量、测试和质量方面的机构和国家能力，在湄公河三角洲国家柬埔寨和老挝人民民主共和国进行贸易能力建设阶段三”项目的 GLO-3256 RAS-11/0028 号项目供资行政协定，2011 年 9 月 26 日和 28 日签署。

大韩民国

联合国工业发展组织与大韩民国知识经济部关于促进绿色增长和低碳工业发展的谅解备忘录，2011 年 3 月 22 日签署。

南苏丹

联合国工业发展组织与南苏丹共和国关于继续在南苏丹共和国开展工发组织业务活动的换文，2011 年 7 月 9 日签署。

苏丹

工发组织—苏丹委员会职权范围，由工发组织总干事和苏丹共和国工业部长在 2011 年 3 月 21 日和 4 月 14 日签署。

瑞典

联合国工业发展组织与瑞典（由瑞典国际发展合作署代表）关于执行题为“2011 年贸易能力建设信托基金”项目的协定，2011 年 10 月 18 日和 25 日签署。

联合国工业发展组织与瑞典（由瑞典国际发展合作署代表）关于在乌克兰执行题为“戈尔洛夫卡化工厂修复”项目的协定，2011 年 12 月 8 日和 9 日签署。

联合国工业发展组织与瑞典（由瑞典国际发展合作署代表）关于在伊拉克执行题为“加强国家质量基础设施，促进贸易和增强消费者保护”项目的协定，2011 年 12 月 14 日签署。

瑞士

联合国工业发展组织与经济事务国务秘书处关于在乌克兰执行题为“通过在乌克兰建立一个清洁生产中心及其运行促进调整和采用资源节约型清洁生产”项目的议定书，2011 年 11 月 15 日和 18 日签署。

联合国工业发展组织与经济事务国务秘书处关于执行题为“在发展中国家和转型期国家执行工发组织—环境规划署资源节约型清洁生产全球方案”项目的议定书，2011 年 11 月 15 日和 18 日签署。

土耳其

联合国工业发展组织（由国际氢能技术中心代表）与博兹贾阿达省政府的谅解备忘录，2011 年 5 月 23 日签署。

土库曼斯坦

联合国工业发展组织与土库曼斯坦政府关于在土库曼斯坦执行题为“在土库曼斯坦收割后部门消除甲基溴的技术援助”项目的工作协定，2010 年 6 月 14 日和 2011 年 1 月 5 日签署。

乌克兰

联合国工业发展组织与乌克兰政府关于按照付款计划解决未缴分摊会费的协定，2011 年 11 月 28 日签署。

大不列颠及北爱尔兰联合王国

联合国工业发展组织与国际开发署关于在南非执行题为“提高南非工业能源效率”项目的安排的赠款协定，2011 年 2 月 23 日和 24 日签署。

乌拉圭

联合国工业发展组织与乌拉圭东岸共和国工业、能源和矿业部关于在乌拉圭执行题为“工业自动化和机械电子学组合式农产工业高级研究中心”项目的信托基金协定，2011 年 12 月 29 日签署。

二. 联合国及其各方案和办公室以及各专门机构

多边协定和安排

瑞士联邦（通过瑞士经济事务国务秘书处）与联合国贸易和发展会议、国际贸易中心、联合国工业发展组织、国际劳工组织和联合国项目事务厅关于在指定的最不发达国家执行机构间贸易相关援助的框架协定，2011 年 5 月 9 日签署。

联合国各收受组织与联合国开发计划署关于建设和平基金业务方面问题的谅解备忘录，工发组织 2011 年 3 月 8 日签署。

联合国各参与组织与联合国开发计划署关于利比亚复原信托基金的谅解备忘录，工发组织 2011 年 11 月 29 日签署。

粮食及农业组织（粮农组织）

联合国工业发展组织与联合国粮食及农业组织关于在南苏丹共和国执行题为“通过基于社区的生计开发和雨水收集促进可持续粮食安全”项目的机构间协定，2011 年 7 月 5 日和 22 日签署。

联合国工业发展组织与联合国粮食及农业组织关于在苏丹执行题为“在南科尔多凡通过基于社区的生计开发促进可持续粮食安全”项目的机构间协定，2011 年 7 月 5 日和 22 日签署。

国际农业发展基金（农发基金）

联合国工业发展组织与国际农业发展基金 2 月 3 日关于执行题为“青少年是西部和中部非洲小型农产企业发展和增长的催化剂”项目的赠款协定，2011 年 2 月 7 日和 5 月 31 日签署。

联合国工业发展组织与国际农业发展基金关于建立非洲农业基金技术援助融资机制财务和行政框架的协定，2011 年 12 月 1 日和 12 日签署。

国际劳工组织（劳工组织）

联合国工业发展组织与国际劳工组织关于在科摩罗执行题为“通过促进年轻人和妇女就业支持在科摩罗实现持久和平”项目的协定，2011 年 4 月 26 日和 29 日签署。

联合国工业发展组织与国际劳工组织 2011 年 4 月 26 日和 29 日订立的关于在科摩罗执行题为“通过促进年轻人和妇女就业支持在科摩罗实现持久和平”项目的协定的第 1 号修正书，2011 年 12 月 23 日签署。

联合国开发计划署（开发计划署）

联合国工业发展组织与联合国开发计划署 2010 年 7 月 28 日订立的关于联合国各机构、方案、基金和办事处占用和使用位于阿根廷布宜诺斯艾利斯共同房地事宜的谅解备忘录的修正书，2011 年 2 月 14 日签署。

联合国工业发展组织与联合国开发计划署关于在黑山执行题为“在 2016 年年底前通过采用集群作法促进黑山可持续经济发展的战略”的项目的标准协定书，2011 年 9 月 29 日签署。

世界银行集团

国际复兴开发银行

联合国工业发展组织与国际复兴开发银行关于向国际复兴开发银行偿还题为“非洲轻工业制成品的竞争能力”项目外来融资产出费用的协定，2011 年 1 月 13 日和 20 日。

世界贸易组织（世贸组织）

联合国工业发展组织与世界贸易组织关于执行题为“在斯里兰卡为桂皮加工者建立一个国家桂皮培训院”的项目执行任务，2011 年 6 月 6 日和 14 日签署。

世界旅游组织

联合国工业发展组织与世界旅游组织 2010 年 8 月 6 日和 9 月 2 日签署的关于执行题为“演示和掌握减少海岸旅游造成的陆源影响的最佳做法和技术”项目的议定书的修正书，2011 年 8 月 15 日和 23 日签署。

三. 其他政府间组织

非洲、加勒比和太平洋国家集团

联合国工业发展组织与非洲、加勒比和太平洋国家集团秘书处的谅解备忘录，2011 年 3 月 24 日签署。

联合国工业发展组织与非洲、加勒比和太平洋国家集团秘书处的关系协定，2011 年 11 月 28 日签署。

欧洲联盟（欧盟）

联合国工业发展组织与欧洲联盟关于执行题为“撒哈拉以南非洲投资促进机构的能力建设”项目的捐助协定，2011 年 5 月 6 日和 10 日签署。

欧洲联盟与联合国工业发展组织关于执行题为“工发组织对欧盟委员会—尼泊尔世贸组织援助方案的技术援助”项目的 ASIE/2007/141-337 号捐助协定的第 2 号增补，2011 年 9 月 6 日和 13 日签署。

联合国工业发展组织与欧洲联盟（由欧洲联盟驻乌克兰代表团代表）关于在乌克兰执行题为“戈尔洛夫卡化工厂复原”项目的捐款协定，2011 年 12 月 13 日和 19 日签署。

联合国工业发展组织与欧洲联盟关于执行题为“减少有毒污染对脆弱社区环境和健康的影响”项目的捐助，2011 年 12 月 19 日和 22 日签署。

欧洲联盟（欧盟）和西非经济和货币联盟（西非经贸联盟）

联合国工业发展组织、欧洲共同体与西非经济和货币联盟关于执行题为“支持提高竞争能力和统一消除技术性贸易壁垒措施及卫生与植物检疫措施”项目的捐助协定的第 4 号增补，2011 年 12 月 20 日、27 日和 29 日签署。

海湾工业咨询组织

联合国工业发展组织与海湾工业咨询组织的联合宣言，2011 年 6 月 20 日签署。

独立国家联合体成员国议会间大会理事会

联合国工业发展组织与独立国家联合体成员国议会间大会理事会的联合宣言，2011 年 5 月 17 日签署。

四. a. 其他实体

奥地利能源机构

联合国工业发展组织与奥地利能源机构关于在可再生能源、节能和气候变化领域开展协作和支持的谅解备忘录，2011 年 5 月 2 日签署。

阿富汗国家标准局

联合国工业发展组织与阿富汗国家标准局关于在阿富汗执行题为“制定国家标准和各技术委员会的能力建设”项目的信托基金协定，2011 年 8 月 24 日和 9 月 3 日签署。

德国国际合作机构

联合国工业发展组织与德国国际合作机构关于支持国际能源会议“走向 2020 年后综合能源议程”的赠款协定，2011 年 7 月 18 日和 25 日签署。

比利时根特大学

联合国工业发展组织与根特大学的谅解备忘录，2011 年 5 月 30 日和 6 月 23 日签署。

澳大利亚全球碳捕获和存储研究院和法国国际能源机构

联合国工业发展组织、全球碳捕获和存储研究院与国际能源机构关于碳捕获和存储工业部门路线图的协定，2011 年 5 月 17 日签署。

联合国工业发展组织与国际能源机构关于知识产权、编辑和出版的协定，2011 年 5 月 13 日和 17 日签署。

瑞士惠普

联合国工业发展组织与惠普国际关于将惠普对执行题为“工发组织—惠普合作在非洲、亚洲、拉丁美洲和中东开展企业经营和信息技术教育”项目的财政捐助从 2011 年 5 月 7 日延长到 2012 年 5 月 7 日的协定，2011 年 7 月 25 日和 9 月 20 日签署。

大韩民国韩国工业经济与贸易研究所

联合国工业发展组织与韩国工业经济与贸易研究所的谅解备忘录，2011 年 11 月 9 日签署。

大韩民国韩国标准与科学研究所

联合国工业发展组织与韩国标准与科学研究所的谅解备忘录，2011 年 5 月 23 日签署。

德国麦德龙集团

联合国工业发展组织与麦德龙集团的联合宣言，2011 年 9 月 2 日签署。

荷兰飞利浦电子公司和荷兰飞利浦照明公司

联合国工业发展组织、荷兰飞利浦电子公司与飞利浦照明公司的合作谅解备忘录，2011 年 8 月 29 日、9 月 2 日和 29 日签署。

德国物理技术联邦研究所

联合国工业发展组织与物理技术联邦研究所的谅解备忘录，2011 年 11 月 30 日签署。

意大利米兰理工学院

联合国工业发展组织与米兰理工学院的谅解备忘录，2011 年 5 月 6 日和 6 月 17 日签署。

比利时 Quinvita 公司

联合国工业发展组织与比利时 Quinvita 公司的合作谅解备忘录，2011 年 10 月 21 日和 11 月 4 日签署。

奥地利可再生能源和能效伙伴组织

联合国工业发展组织与可再生能源和能效伙伴组织关于执行题为“工发组织西非能源方案”项目的赠款协定，2011 年 2 月 25 日签署。

挪威 Statoil 公司

联合国工业发展组织与 Statoil 公司的合作谅解备忘录，2011 年 2 月 11 日签署。

联合国大学马斯特里赫特创新与技术问题经济和社会研究与训练中心

联合国工业发展组织与联合国大学马斯特里赫特创新与技术问题经济和社会研究与训练中心的谅解备忘录，2011 年 12 月 9 日签署。

美利坚合众国联合国基金会

联合国工业发展组织与联合国基金会关于使用人人享有可持续能源国际年标识的换文，2011 年 11 月 3 日和 17 日签署。

荷兰世界技能国际和德国世界技能

联合国工业发展组织与世界技能国际和德国世界技能的意向书，2011 年 11 月 30 日签署。

四. b. 其他实体（国际氢能技术中心）⁴

德国未来燃料电池技术公司

联合国工业发展组织（由国际氢能技术中心代表）与未来燃料电池技术公司的协定，2011 年 8 月 22 日签署。

土耳其 Ostim 有组织工业区管理局

联合国工业发展组织（由国际氢能技术中心代表）与 Ostim 有组织工业区管理局的谅解备忘录，2011 年 11 月 16 日和 22 日签署。

欧洲联盟第七个框架方案

关于题为“在欧洲开发与氢技术和燃料电池有关的教育方案和培训举措”协作项目的第 256758 号赠款协定——工发组织 2011 年 3 月 24 日加入。

关于题为“供便携式发电机、备用和不间断电源系统应用的燃料电池经济和环境可行性实地试验演示”协作项目的第 256766 号赠款协定——工发组织 2011 年 3 月 24 日加入。

关于题为“物流中的可持续氢评价”协作项目的第 256837 号赠款协定——工发组织 2011 年 3 月 24 日加入。

关于题为“物流中的可持续氢评价”协作项目的第 256837 号项目联营集团协定——工发组织 2011 年 3 月 24 日加入。

⁴ 国际氢能技术中心代表工发组织与其他实体签署的协定。

附录 G

投资和技术促进办事处举办的国家推介专题介绍/研讨会

| 推介的区域/国家 | 地点和专题介绍场数 | 专题介绍总数 |
|------------|--------------------------|--------|
| 非洲区域 | 法国 (2), 意大利 (4), 中国 (4) | 10 |
| 亚洲和太平洋区域 | 日本 (1) | 1 |
| 拉丁美洲和加勒比区域 | 法国 (1) | 1 |
| 阿尔及利亚 | 阿尔及利亚 (1) | 1 |
| 阿根廷 | 阿根廷 (1), 意大利 (1) | 2 |
| 亚美尼亚 | 意大利 (1) | 1 |
| 孟加拉国 | 日本 (1) | 1 |
| 保加利亚 | 日本 (1) | 1 |
| 柬埔寨 | 日本 (3) | 3 |
| 喀麦隆 | 意大利 (1) | 1 |
| 佛得角 | 法国 (1) | 1 |
| 智利 | 智利 (1) | 1 |
| 中国 | 法国 (8) | 8 |
| 哥伦比亚 | 意大利 (1) | 1 |
| 埃及 | 意大利 (1) | 1 |
| 加蓬 | 意大利 (1) | 1 |
| 加纳 | 意大利 (1) | 1 |
| 印度 | 日本 (2) | 2 |
| 肯尼亚 | 日本 (2) | 2 |
| 马达加斯加 | 法国 (1) | 1 |
| 墨西哥 | 法国 (1), 墨西哥 (4) | 5 |
| 摩洛哥 | 意大利 (1), 日本 (3), 摩洛哥 (1) | 5 |
| 莫桑比克 | 意大利 (2) | 2 |
| 菲律宾 | 日本 (2) | 2 |
| 塞内加尔 | 意大利 (2) | 2 |
| 斯里兰卡 | 日本 (2) | 2 |
| 多哥 | 意大利 (1) | 1 |
| 突尼斯 | 法国 (1) | 1 |
| 土耳其 | 日本 (3) | 3 |
| 坦桑尼亚联合共和国 | 意大利 (1) | 1 |
| 越南 | 意大利 (5) | 5 |
| 共计 | | 70 |

共计：在 9 个国家举办了 70 场专题介绍/研讨会，推介了 31 个区域/国家。

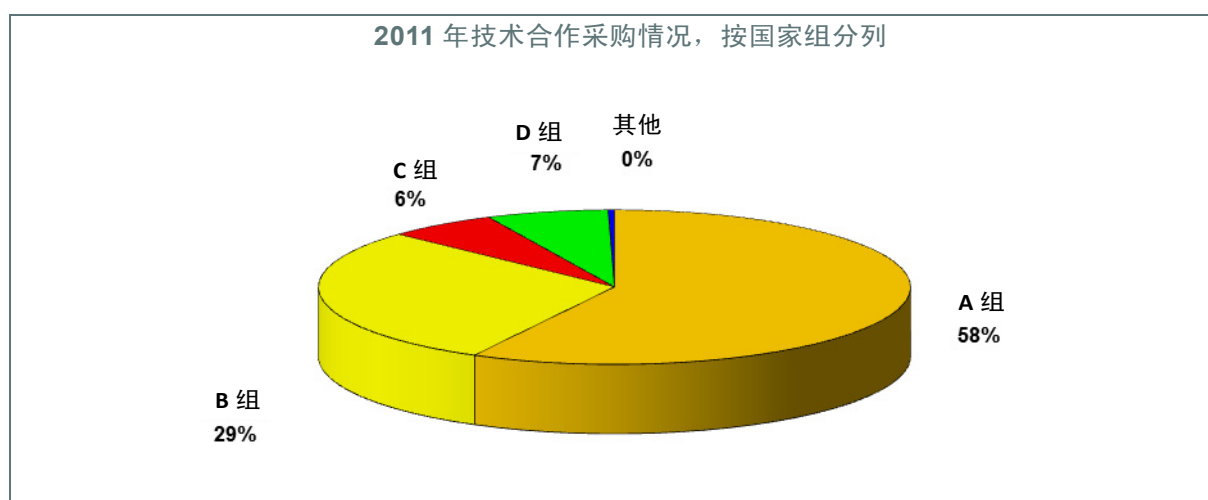
附录 H

采购

| 一. 设备、材料和用品采购 | | | |
|-------------------|--------|-------------------|------------|
| a. 技术合作 | 发出的订购单 | 等值美元 ^b | 欧元 |
| A组国家 ^a | 41 | 4,162,388 | 3,004,279 |
| B组国家 | 141 | 18,498,367 | 13,310,048 |
| C组国家 | 5 | 721,796 | 510,223 |
| D组国家 | 1 | 152,449 | 111,135 |
| 其他 | 13 | 545,503 | 393,192 |
| 共计 | 201 | 24,080,503 | 17,328,877 |
| | | | |
| b. 总部 | | | |
| 共计 | 45 | 1,476,423 | 1,074,555 |
| 采购共计 | 246 | 25,556,926 | 18,403,432 |
| | | | |
| 二. 服务和工程合同 | | | |
| a. 技术合作 | 授予的合同 | 等值美元 ^b | 欧元 |
| A组国家 ^a | 90 | 22,132,246 | 16,112,871 |
| B组国家 | 64 | 11,167,815 | 7,978,037 |
| C组国家 | 18 | 2,298,538 | 1,658,703 |
| D组国家 | 11 | 2,552,332 | 1,829,585 |
| 其他 | 4 | 131,872 | 94,483 |
| 共计 | 187 | 38,282,803 | 27,673,679 |
| | | | |
| b. 总部 | | | |
| 共计 | 142 | 35,159,343 | 26,037,947 |
| 合同共计 | 329 | 73,442,146 | 53,711,626 |

^a 指《工发组织章程》附件一所列国家名单（GC.14/16/Rev.1）。

^b 按联合国月汇率计算。



附录 I
外地代表
(截至 2011 年 12 月 31 日)

| | IDO/ | | | | UND | HUO | FP** | NPO | JPO** | GS | 共计 |
|---------------|------|-----|------|----|-----|-----|------|-----|-------|----|----|
| | UR | DRO | SIDO | 其他 | | | | | | | |
| 非洲 | | | | | | | | | | | |
| 布基纳法索* | 0 | 0 | 0 | 0 | 0 | 1 | | 0 | 0 | 0 | 1 |
| 喀麦隆 | 1 | 0 | 0 | 0 | 0 | 0 | | 0 | 0 | 1 | 2 |
| 科特迪瓦 | 1 | 0 | 0 | 0 | 0 | 0 | | 0 | 0 | 2 | 3 |
| 刚果民主共和国 | 0 | 0 | 0 | 1 | 0 | 0 | | 0 | 0 | 0 | 1 |
| 厄立特里亚* | 0 | 0 | 0 | 0 | 0 | 0 | | 0 | 0 | 0 | 0 |
| 埃塞俄比亚 | 0 | 1 | 1 | 0 | 0 | 0 | | 1 | 1 | 2 | 6 |
| 加纳 | 0 | 0 | 0 | 0 | 0 | 0 | | 0 | 0 | 2 | 2 |
| 几内亚 | 1 | 0 | 0 | 0 | 0 | 0 | | 0 | 0 | 2 | 3 |
| 肯尼亚 | 1 | 0 | 0 | 0 | 0 | 0 | | 0 | 0 | 2 | 3 |
| 马达加斯加 | 1 | 0 | 0 | 0 | 0 | 0 | | 0 | 0 | 2 | 3 |
| 马里* | 0 | 0 | 0 | 0 | 0 | 0 | | 0 | 0 | 0 | 0 |
| 莫桑比克* | 0 | 0 | 0 | 0 | 0 | 1 | | 0 | 0 | 0 | 1 |
| 尼日利亚 | 0 | 1 | 1 | 0 | 0 | 0 | | 2 | 0 | 5 | 9 |
| 卢旺达* | 0 | 0 | 0 | 0 | 0 | 1 | | 0 | 0 | 0 | 1 |
| 塞内加尔 | 1 | 0 | 0 | 0 | 0 | 0 | | 0 | 0 | 2 | 3 |
| 塞拉利昂* | 0 | 0 | 0 | 0 | 0 | 1 | | 0 | 0 | 0 | 1 |
| 南非 | 0 | 0 | 1 | 0 | 0 | 0 | | 1 | 0 | 2 | 4 |
| 多哥* | 0 | 0 | 0 | 0 | 0 | 0 | | 0 | 0 | 0 | 0 |
| 乌干达* | 0 | 0 | 0 | 0 | 0 | 1 | | 0 | 0 | 0 | 1 |
| 坦桑尼亚联合共和国 | 1 | 0 | 0 | 0 | 0 | 0 | | 0 | 1 | 2 | 4 |
| 津巴布韦* | 0 | 0 | 0 | 0 | 0 | 1 | | 0 | 0 | 0 | 1 |
| 共计 | 7 | 2 | 3 | 1 | 0 | 6 | 0 | 4 | 2 | 24 | 49 |
| 阿拉伯国家 | | | | | | | | | | | |
| 阿尔及利亚 | 1 | 0 | 0 | 0 | 0 | 0 | | 0 | 0 | 2 | 3 |
| 埃及 | 0 | 1 | 0 | 0 | 0 | 0 | | 0 | 1 | 2 | 4 |
| 约旦* | 0 | 0 | 0 | 0 | 0 | 1 | | 0 | 0 | 0 | 1 |
| 黎巴嫩 | 1 | 0 | 0 | 0 | 0 | 0 | | 0 | 0 | 3 | 4 |
| 摩洛哥 | 1 | 0 | 0 | 0 | 0 | 0 | | 0 | 0 | 2 | 3 |
| 苏丹 | 1 | 0 | 0 | 0 | 0 | 0 | | 0 | 0 | 2 | 3 |
| 突尼斯 | 1 | 0 | 0 | 0 | 0 | 0 | | 0 | 0 | 1 | 2 |
| 共计 | 5 | 1 | 0 | 0 | 0 | 1 | 0 | 0 | 1 | 12 | 20 |
| 亚洲和太平洋 | | | | | | | | | | | |
| 阿富汗* | 0 | 0 | 0 | 0 | 0 | 1 | | 0 | 0 | 0 | 1 |
| 孟加拉国* | 0 | 0 | 0 | 0 | 0 | 1 | | 0 | 0 | 0 | 1 |
| 柬埔寨* | 0 | 0 | 0 | 0 | 0 | 1 | | 0 | 0 | 0 | 1 |
| 中国 | 0 | 1 | 0 | 0 | 0 | 0 | | 1 | 0 | 3 | 5 |
| 印度 | 0 | 1 | 2 | 0 | 0 | 0 | | 0 | 0 | 3 | 6 |
| 印度尼西亚 | 1 | 0 | 0 | 0 | 0 | 0 | | 0 | 0 | 2 | 3 |
| 伊朗伊斯兰共和国 | 1 | 0 | 0 | 0 | 0 | 0 | | 0 | 0 | 2 | 3 |

| | IDO/ | | | | | | | | | | 共计 |
|-----------------|------|-----|------|----|-----|-----|------|-----|-------|----|-----|
| | UR | DRO | SIDO | 其他 | UND | HUO | FP** | NPO | JPO** | GS | |
| 老挝人民民主共和国* | 0 | 0 | 0 | 0 | 0 | 0 | | 0 | 0 | 0 | 0 |
| 巴基斯坦 | 1 | 0 | 0 | 0 | 0 | 0 | | 0 | 0 | 2 | 3 |
| 菲律宾 | 1 | 0 | 0 | 0 | 0 | 0 | | 0 | 0 | 2 | 3 |
| 斯里兰卡* | 0 | 0 | 0 | 0 | 0 | 0 | | 0 | 0 | 0 | 0 |
| 泰国 | 0 | 1 | 1 | 0 | 0 | 0 | | 1 | 0 | 1 | 4 |
| 越南 | 1 | 0 | 0 | 0 | 0 | 0 | | 1 | 0 | 2 | 4 |
| 共计 | 5 | 3 | 3 | 0 | 0 | 3 | 0 | 3 | 0 | 17 | 34 |
| 欧洲和新独立国家 | | | | | | | | | | | |
| 亚美尼亚* | 0 | 0 | 0 | 0 | 0 | 1 | | 0 | 0 | 0 | 1 |
| 吉尔吉斯斯坦* | 0 | 0 | 0 | 0 | 0 | 1 | | 0 | 0 | 0 | 1 |
| 俄罗斯联邦* | 0 | 0 | 0 | 0 | 0 | 0 | | 0 | 0 | 0 | 0 |
| 土耳其* | 0 | 0 | 0 | 0 | 1 | 0 | | 0 | 0 | 2 | 3 |
| 乌克兰* | 0 | 0 | 0 | 0 | 0 | 0 | | 0 | 0 | 0 | 0 |
| 共计 | 0 | 0 | 0 | 0 | 1 | 2 | 0 | 0 | 0 | 2 | 5 |
| 拉丁美洲和加勒比 | | | | | | | | | | | |
| 阿根廷* | 0 | 0 | 0 | 0 | 0 | 0 | | 0 | 0 | 1 | 1 |
| 多民族玻利维亚国* | 0 | 0 | 0 | 0 | 0 | 1 | | 0 | 0 | 0 | 1 |
| 巴西 | 1 | 0 | 0 | 0 | 0 | 0 | | 0 | 0 | 0 | 1 |
| 哥伦比亚 | 0 | 1 | 1 | 0 | 0 | 0 | | 0 | 0 | 3 | 5 |
| 古巴* | 0 | 0 | 0 | 0 | 0 | 0 | | 0 | 0 | 0 | 0 |
| 厄瓜多尔* | 0 | 0 | 0 | 0 | 0 | 1 | | 0 | 0 | 0 | 1 |
| 墨西哥 | 0 | 1 | 1 | 0 | 0 | 0 | | 1 | 0 | 3 | 6 |
| 尼加拉瓜* | 0 | 0 | 0 | 0 | 0 | 1 | | 0 | 0 | 0 | 1 |
| 乌拉圭 | 0 | 1 | 0 | 0 | 0 | 0 | | 1 | 0 | 3 | 5 |
| 共计 | 1 | 3 | 2 | 0 | 0 | 3 | 0 | 2 | 0 | 10 | 21 |
| 总计 | 18 | 9 | 8 | 1 | 1 | 15 | 0 | 9 | 3 | 65 | 129 |

* 本组织未设国别或区域办事处但通过工发组织服务台或联络点而设有外地办公点的国家。

** 工发组织本国联络点人员和初级专业人员因不属于正式员工，未计入附录 J。

| | |
|------|--------------|
| UR | 工发组织代表 |
| DRO | 工发组织区域办事处负责人 |
| IDO | 工业发展干事 |
| SIDO | 高级工业发展干事 |
| UND | 工发组织本国主任 |
| HUO | 工发组织业务负责人 |
| FP | 工发组织本国联络点 |
| NPO | 本国方案干事 |
| JPO | 初级专业人员 |
| GS | 一般事务人员 |

附录 J

工发组织总部和其他常设办事处工作人员的构成情况
2011 年 12 月 31 日

| 职等 | 总部 | | | 布鲁塞尔/ 日内瓦/ 纽约 | | | 外地 | | | 投资和技术 促进办事处 | | | 共计 | | | | |
|------|-----|-----|-----|---------------------|---|----|----|----|-----|----------------|----|----|-----|-----|-----|-----|-----|
| | 女 | 男 | 小计 | 女 | 男 | 小计 | 女 | 男 | 小计 | 女 | 男 | 小计 | 女 | % | 男 | % | 共计 |
| D-2 | 1 | 4 | 5 | 0 | 0 | 0 | 0 | 0 | 0 | 0 | 0 | 0 | 1 | 20% | 4 | 80 | 5 |
| D-1 | 5 | 14 | 19 | 0 | 2 | 2 | 2 | 8 | 10 | 1 | 2 | 3 | 8 | 24 | 26 | 76 | 34 |
| 小计 | 6 | 18 | 24 | 0 | 2 | 2 | 2 | 8 | 10 | 1 | 2 | 3 | 9 | 23 | 30 | 77 | 39 |
| P-5 | 9 | 38 | 47 | 0 | 1 | 1 | 4 | 13 | 17 | 0 | 1 | 1 | 13 | 20 | 53 | 80 | 66 |
| P-4 | 16 | 48 | 64 | 0 | 1 | 1 | 2 | 3 | 5 | 0 | 0 | 0 | 18 | 26 | 52 | 74 | 70 |
| P-3 | 25 | 35 | 60 | 0 | 0 | 0 | 2 | 2 | 4 | 0 | 1 | 1 | 27 | 42 | 38 | 58 | 65 |
| P-2 | 7 | 5 | 12 | 0 | 0 | 0 | 0 | 0 | 0 | 0 | 0 | 0 | 7 | 58 | 5 | 42 | 12 |
| P-1 | 5 | 3 | 8 | 0 | 0 | 0 | 0 | 0 | 0 | 0 | 0 | 0 | 5 | 63 | 3 | 38 | 8 |
| 小计 | 62 | 129 | 191 | 0 | 2 | 2 | 8 | 18 | 26 | 0 | 2 | 2 | 70 | 32 | 151 | 68 | 221 |
| 共计 | 68 | 147 | 215 | 0 | 4 | 4 | 10 | 26 | 36 | 1 | 4 | 5 | 79 | 30 | 181 | 70 | 260 |
| 本国干事 | 0 | 0 | 0 | 0 | 0 | 0 | 4 | 21 | 25 | 4 | 6 | 10 | 8 | 23 | 27 | 77 | 35 |
| G-7 | 2 | 1 | 3 | 0 | 0 | 0 | 0 | 0 | 0 | 0 | 0 | 0 | 2 | 67 | 1 | 33 | 3 |
| G-6 | 64 | 25 | 89 | 1 | 0 | 1 | 10 | 2 | 12 | 0 | 0 | 0 | 75 | 74 | 27 | 26 | 102 |
| G-5 | 68 | 39 | 107 | 0 | 0 | 0 | 17 | 4 | 21 | 2 | 0 | 2 | 87 | 67 | 43 | 33 | 130 |
| G-4 | 33 | 44 | 77 | 1 | 0 | 1 | 5 | 1 | 6 | 0 | 0 | 0 | 39 | 46 | 45 | 54 | 84 |
| G-3 | 1 | 21 | 22 | 0 | 1 | 1 | 1 | 17 | 18 | 2 | 0 | 2 | 4 | 9 | 39 | 91 | 43 |
| G-2 | 1 | 10 | 11 | 0 | 0 | 0 | 0 | 8 | 8 | 1 | 1 | 2 | 2 | 10 | 19 | 90 | 21 |
| G-1 | 0 | 0 | 0 | 0 | 0 | 0 | 0 | 0 | 0 | 0 | 1 | 1 | 0 | 0 | 1 | 100 | 1 |
| 共计 | 169 | 140 | 309 | 2 | 1 | 3 | 33 | 32 | 65 | 5 | 2 | 7 | 209 | 54 | 175 | 46 | 384 |
| 总计 | 237 | 287 | 524 | 2 | 5 | 7 | 47 | 79 | 126 | 10 | 12 | 22 | 296 | 44 | 383 | 56 | 679 |

附录 K

工作人员发展

2011 年举办的培训班

| 培训班模块 | 培训班 期数 | 每期培训 班小时数 | 参加者 人数 | 学员小时 总数 |
|--|-----------|--------------|-----------|------------|
| 一. 外地和总部工作人员情况介绍 | | | | |
| 新招聘总部工作人员联合情况介绍（维也纳国际中心 共同事务） | 3 | 4 | 12 | 48 |
| 新招聘外地工作人员情况介绍（工发组织工作方案） | 1 | 35 | 9 | 315 |
| 新招聘总部工作人员情况介绍（工发组织工作方案） | 1 | 21 | 4 | 84 |
| 小计 | 5 | 60 | 25 | 447 |
| 二. 行政和管理发展 | | | | |
| 理事会务虚会 | 1 | 14 | 45 | 630 |
| 联合国国别工作组领导和协调技能培训 | 1 | 63 | 2 | 126 |
| 提高管理和辅导技能执行方案 | 1 | 42 | 1 | 42 |
| 小计 | 3 | 119 | 48 | 798 |
| 三. 提高技术能力 | | | | |
| 专业化技术培训（外部） | 18 | 21 | 38 | 798 |
| ISO 90001: 2008 讲习班 | 1 | 28 | 28 | 784 |
| 监测和评价讲习班 | 1 | 21 | 14 | 294 |
| 总结经验教训讲习班（监测和评价） | 1 | 14 | 9 | 126 |
| 全球环境基金研讨会 | 1 | 14 | 65 | 910 |
| 碳市场培训 | 1 | 14 | 22 | 308 |
| 与欧洲联盟（欧盟）有效协作讲习班 | 1 | 4 | 37 | 148 |
| 财政和行政问题框架协议研讨会—如何建立和维持与 欧洲联盟的成功合作伙伴关系 | 1 | 7 | 59 | 413 |
| 国际公共部门会计准则 | 2 | 4 | 24 | 96 |
| 国际公共部门会计准则（电子学习课程） | 1 | 2 | 4 | 8 |
| 采购在线测试 | 1 | 2 | 16 | 32 |
| 结构调整方案介绍 | 17 | 2 | 704 | 1,407 |
| 结构调整方案人力资本管理 | 14 | 7 | 138 | 966 |
| 结构调整方案财务 | 6 | 7 | 81 | 567 |
| 结构调整方案项目管理 | 26 | 7 | 266 | 1,862 |
| 结构调整方案项目组合管理、监测和报告 | 2 | 4 | 41 | 164 |
| 结构调整方案员工和管理人员自助服务 | 9 | 4 | 107 | 428 |
| 小计 | 103 | 162 | 1,653 | 9,311 |
| 四. 信息技术培训 | | | | |
| Agresso 和国际公共部门会计准则相关变化介绍 | 3 | 7 | 18 | 126 |
| 增进对信息和通信技术的了解 | 1 | 4 | 4 | 16 |
| MS-Office 2007 简介 | 2 | 4 | 11 | 44 |
| MS Word 桌面运用 | 2 | 7 | 9 | 63 |
| MS Excel 的数据库与报告用途 | 3 | 7 | 15 | 105 |
| MS PowerPoint | 2 | 7 | 11 | 77 |
| MS Outlook | 2 | 7 | 15 | 105 |

| 培训班模块 | 培训班 期数 | 每期培训 班小时数 | 参加者 人数 | 学员小时 总数 |
|--|-----------|--------------|-----------|------------|
| SQL 2005 数据库 | 1 | 35 | 7 | 245 |
| 信息技术管理员 uPerfrom (结构调整方案生产率包) 使用讲习班 | 2 | 42 | 4 | 168 |
| 编辑 uPerfrom (结构调整方案生产率包) 使用讲习班 | 2 | 14 | 24 | 336 |
| 小计 | 20 | 134 | 118 | 1,285 |
| 五. 语言培训 | 20 | 48 | 95 | 4,560 |
| 小计 | 20 | 48 | 95 | 4,560 |
| 六. 提高一般能力 | | | | |
| 有效主持和召集会议研讨会 | 1 | 4 | 20 | 80 |
| 变革和过渡管理研讨会 | 7 | 4 | 78 | 312 |
| 工作文化小组辅导 | 2 | 12 | 36 | 432 |
| 工发组织代表公共媒体发言和交流 | 2 | 4 | 25 | 100 |
| 职业道德培训 | 4 | 4 | 42 | 168 |
| 小计 | 16 | 28 | 201 | 1,092 |
| 七. 工作与生活的平衡/工作人员福利 | | | | |
| 面对压力更好生活研讨会 | 1 | 4 | 9 | 36 |
| 外地基本安全和高等级安全 (电子学习课程) | 2 | 3 | 10 | 30 |
| 小计 | 3 | 7 | 19 | 66 |
| 总计 | 170 | 558 | 2,159 | 17,559 |

附录 L

工业统计

| 标题 | 说明 |
|--|---|
| 《2011 年国际工业统计年鉴》 (ISBN 978 0 85793 022 4) | 这是工发组织的一本年刊（联合出版商：Edward Elgar 出版公司，联合王国切尔滕纳姆），就制造业的水平、增长和结构提供世界性的统计数字，并为对制造业活动进行详细的国际比较提供便利。 |
| 工发组织国际工业标准分类 4 位数级工业统计数据库（修订版 2 和 3） INDSTAT4，2011 年版 | CD-ROM 光盘形式的统计产品，该产品含有国际工业标准分类最详细级的关键工业统计数字，由 127 个制造业部门构成，辅之以方便用户的界面，以便进行元数据参考、数据检索、输出和操作。关于概要介绍，请查询工发组织网站 www.unido.org/statistics 。 |
| 工发组织国际工业标准分类 2 位数级工业统计数据库（修订版 3）INDSTAT2， 2011 年版 | CD-ROM 光盘形式的第三版 2 位数级工业统计数据库。该数据库是一个独特的统计产品，按单一分类编码对 163 个国家的历史工业数据系列进行了编列。它提供关于商业结构的长期国际可比统计数字。可查阅 www.unido.org/statistics 。 |
| 工发组织国际工业标准分类 4 位数级工业供求平衡数据库，2011 年版 | CD-ROM 光盘版的工发组织工业供求平衡数据库含有国际工业标准分类最详细级的关于生产、对外贸易和表面国内消费的数据，由 127 个制造业部门构成，辅之以方便用户的界面，以便进行元数据参考、数据检索、输出和操作。关于概要介绍，请查询工发组织网站 www.unido.org/statistics 。 |
| 世界制造业增值数据库及国内生产总值和人口变量——制造业增值探测，2011 年版 | 这是工发组织制造业增值数据库第一版，含有关于人口及按现时价格和不变价格表示的制造业增值与国内生产总值的数据。开发该数据库的主要目的是满足工发组织研究方案的内部需要。 |
| 《国别统计简报》——2011 年更新 | 与各自区域和全世界相比较的国别数据网上出版物，可查阅 www.unido.org/statistics 。 |

附录 M

技术合作活动清单

导言

工发组织技术合作活动清单的目的是为了方便各成员国的代表不仅在决策机构开会讨论时，而且在整个年度内与秘书处进行协商时，用作概览和参考。

本附录将各种活动分为三大类：**(A)**关于综合方案、国别服务框架和国别方案的综合说明，**(B)**蒙特利尔议定书项目，以及**(C)**在综合方案、国别服务框架和国别方案外核准的其他项目。

本附录提供了每一类活动的基本数据，如方案/项目名称、核准日期、综合方案/国别服务框架/国别方案的计划数字、拨款/预算和执行总额。方案和项目名称用有关国家政府和工发组织核准时的原语文列在受援国/地区/领土项下。每个预算数字反映的是截至 2011 年 12 月 31 日该方案或项目可得的实际拨款总额，而不是报告年度内的预算。执行额是指截至 2011 年 12 月 31 日发生的支出和承付款总额。所有数额都用美元表示。

除 A 节以外，对项目根据其在每个国家内的项目号作了分类。本附录还列出了各区域、全球和区域间项目。多种经费渠道的项目，因为同一项目有多个经费来源，在列出时标明了各自的多渠道项目号、项目名称和不同经费来源的总金额。对于一揽子项目，例如捐助方供资涉及不同项目的，则仅列出单个项目。对蒙特利尔议定书项目和已核准的其他项目按项目状况细分，从而将各项目按其是已在 2011 年内完成还是截至 2011 年 12 月 31 日正在实施进行分组。

打算未来关于技术合作活动的信息将通过企业资源规划系统提供。从 2013 年开始将可按国别项目组合报告成果（参阅 IDB.40/5-PBC.28/5，A 和 C 章）。因此，现有格式的附录 M 到时将不再印发。

List of technical cooperation activities

| Country/area/territory | Page | Country/area/territory | Page |
|--|-------------|---|-------------|
| A. INTEGRATED PROGRAMMES, COUNTRY SERVICE FRAMEWORKS AND COUNTRY PROGRAMMES | 48 | MOROCCO | 62 |
| B. MONTREAL PROTOCOL PROJECTS | 52 | MOZAMBIQUE | 62 |
| ALBANIA | 52 | NIGER | 62 |
| ALGERIA | 52 | NIGERIA | 62 |
| ARGENTINA | 52 | OMAN | 63 |
| ARMENIA | 53 | PAKISTAN | 63 |
| BAHAMAS | 53 | PERU | 63 |
| BAHRAIN | 53 | PHILIPPINES | 63 |
| BENIN | 53 | QATAR | 63 |
| BOSNIA AND HERZEGOVINA | 53 | RWANDA | 64 |
| BURKINA FASO | 54 | SAINT LUCIA | 64 |
| BURUNDI | 54 | SAINT VINCENT AND THE GRENADINES | 64 |
| CAMEROON | 54 | SAUDI ARABIA | 64 |
| CENTRAL AFRICAN REPUBLIC | 54 | SENEGAL | 64 |
| CHAD | 54 | SERBIA | 65 |
| CHILE | 54 | SIERRA LEONE | 65 |
| CHINA | 54 | SOMALIA | 65 |
| CONGO | 55 | SOUTH AFRICA | 65 |
| CÔTE D'IVOIRE | 55 | SUDAN | 65 |
| CROATIA | 55 | SURINAME | 66 |
| CUBA | 56 | SYRIAN ARAB REPUBLIC | 66 |
| DEMOCRATIC PEOPLE'S REPUBLIC OF KOREA | 56 | THE FORMER YUGOSLAV REPUBLIC OF MACEDONIA | 66 |
| ECUADOR | 56 | TOGO | 66 |
| EGYPT | 56 | TUNISIA | 67 |
| EQUATORIAL GUINEA | 57 | TURKEY | 67 |
| ERITREA | 57 | TURKMENISTAN | 67 |
| ETHIOPIA | 57 | URUGUAY | 67 |
| GABON | 57 | VENEZUELA (BOLIVARIAN REPUBLIC OF) | 67 |
| GAMBIA | 57 | YEMEN | 68 |
| GUATEMALA | 58 | ZAMBIA | 68 |
| GUINEA | 58 | AFRICA REGION | 68 |
| GUINEA-BISSAU | 58 | ARAB REGION | 68 |
| HONDURAS | 58 | EUROPE AND CIS REGION | 68 |
| INDIA | 58 | GLOBAL | 69 |
| INDONESIA | 59 | C. OTHER PROJECTS | 69 |
| IRAN (ISLAMIC REPUBLIC OF) | 59 | ALBANIA | 69 |
| IRAQ | 59 | ALGERIA | 69 |
| JORDAN | 59 | ANGOLA | 69 |
| KENYA | 60 | ARGENTINA | 69 |
| KUWAIT | 60 | ARMENIA | 69 |
| KYRGYZSTAN | 60 | AZERBAIJAN | 70 |
| LEBANON | 60 | BANGLADESH | 70 |
| LIBYA | 60 | BELARUS | 70 |
| MADAGASCAR | 61 | BHUTAN | 70 |
| MALAWI | 61 | BOLIVIA (PLURINATIONAL STATE OF) | 71 |
| MEXICO | 61 | BOSNIA AND HERZEGOVINA | 71 |
| MONTENEGRO | 62 | BOTSWANA | 71 |
| | | BURKINA FASO | 71 |
| | | BURUNDI | 71 |

| | | | |
|----------------------------------|----|-----------------------------------|-----|
| CAMBODIA | 72 | SOMALIA | 89 |
| CAMEROON | 72 | SOUTH AFRICA | 90 |
| CAPE VERDE | 72 | SOUTH SUDAN | 90 |
| CHAD | 72 | SRI LANKA | 90 |
| CHINA | 72 | SUDAN | 90 |
| COLOMBIA | 73 | SWAZILAND | 91 |
| COMOROS | 73 | SYRIAN ARAB REPUBLIC | 91 |
| CÔTE D'IVOIRE | 73 | THAILAND | 91 |
| CROATIA | 74 | THE FORMER YUGOSLAV REPUBLIC OF | |
| CUBA | 74 | MACEDONIA | 91 |
| DEMOCRATIC PEOPLE'S REPUBLIC OF | | TIMOR-LESTE | 91 |
| KOREA | 74 | TOGO | 92 |
| ECUADOR | 74 | TUNISIA | 92 |
| EGYPT | 74 | TURKEY | 92 |
| EL SALVADOR | 75 | UGANDA | 92 |
| ERITREA | 75 | UKRAINE | 93 |
| ETHIOPIA | 75 | UNITED REPUBLIC OF TANZANIA | 93 |
| GAMBIA | 76 | URUGUAY | 93 |
| GHANA | 76 | VIET NAM | 94 |
| GRENADA | 76 | ZAMBIA | 94 |
| GUATEMALA | 76 | AFRICA REGION | 94 |
| GUINEA | 77 | ARAB REGION | 98 |
| HAITI | 77 | ASIA AND THE PACIFIC REGION | 98 |
| HONDURAS | 77 | EUROPE AND NIS REGION | 100 |
| INDIA | 77 | LATIN AMERICA AND THE CARIBBEAN | |
| INDONESIA | 78 | REGION | 101 |
| IRAN (ISLAMIC REPUBLIC OF) | 78 | GLOBAL | 101 |
| IRAQ | 78 | INTERREGIONAL | 107 |
| JAMAICA | 79 | | |
| KAZAKHSTAN | 79 | | |
| KENYA | 80 | | |
| KUWAIT | 80 | | |
| KYRGYZSTAN | 80 | | |
| LEBANON | 80 | | |
| LIBERIA | 81 | | |
| LIBYA | 81 | | |
| MALAWI | 81 | | |
| MALAYSIA | 82 | | |
| MALI | 82 | | |
| MEXICO | 82 | | |
| MONGOLIA | 83 | | |
| MONTENEGRO | 83 | | |
| MOROCCO | 83 | | |
| MOZAMBIQUE | 83 | | |
| NAMIBIA | 84 | | |
| NEPAL | 84 | | |
| NICARAGUA | 84 | | |
| NIGERIA | 85 | | |
| PAKISTAN | 85 | | |
| PANAMA | 86 | | |
| PERU | 86 | | |
| PHILIPPINES | 86 | | |
| REPUBLIC OF MOLDOVA | 86 | | |
| RUSSIAN FEDERATION | 87 | | |
| RWANDA | 87 | | |
| SAUDI ARABIA | 88 | | |
| SENEGAL | 88 | | |
| SERBIA | 89 | | |
| SIERRA LEONE | 89 | | |

Source of funds codes

| | | | |
|----|--|------------|--|
| DG | UNDP government execution | AGRA | Alliance for a Green Revolution in Africa |
| DP | UNDP core funds | AID | Africa Industrialization Day |
| DU | UNIDO as associated agency | AOTS | Japan Association for Overseas Technical Scholarship |
| DZ | UNDP trust funds | ASEAN | Association of Southeast Asian Nations |
| EE | European Community-financed (euro-based) | ASM | Artisanal and Small-scale Gold Mining |
| EG | UNDP Global Environment Fund | BAB | Bangladesh Accreditation Board |
| FB | United Nations funds excluding UNDP | BAT | best available technique |
| FC | Common Fund for Commodities | BEST | Better Work and Standards Programme |
| FI | United Nations Fund for International Partnership | B.E.S.T.F. | Business Environment Support and Trade Facilitation |
| FM | Spanish MDG Achievement Fund | BEP | best environmental practice |
| GF | Global Environment Facility | CAMI | Conference of African Ministers of Industry |
| GN | Global Environment Facility (UNDP) | CAN | Andean Community of Nations |
| GP | Global Environment Facility (UNEP) | CBD | Convention on Biological Diversity |
| IE | co-financed IPS activities (euro-based) | CCA | common country assessment |
| IP | co-financed IPS activities | CCPF | Climate Change Partnership Framework |
| MP | Montreal Protocol | CDIE | Centre for Development of Industrial Enterprises |
| SE | self-financed trust funds (financed by recipient, euro-based) | CEE | Central and Eastern Europe |
| SF | self-financed trust funds (financed by recipient) | CEECA | Central and Eastern Europe, Caucasus, and Central Asia |
| PE | Euro EU contribution for non-FAFA (Financial and Administrative Framework Agreement between the European Community and the United Nations) | CEI | Central European Initiative |
| TE | third-party trust funds (euro-based) | CEIT | countries with economies in transition |
| TF | third-party trust funds | CEMAC | Economic Community of Central African States |
| TN | third-party trust funds non-convertible | CENAME | Centro Nacional de Metrología de Guatemala |
| UE | Industrial Development Fund/special purpose (convertible, euro-based) | CEO | Chief Executive Officer |
| UF | Industrial Development Fund/general purpose (convertible, euro-based) | CETTEX | Centre Technique du Textile |
| US | Industrial Development Fund/special purpose (convertible) | CFC | chlorofluorocarbon |
| XP | UNIDO regular budget/Regular Programme for Technical Cooperation | CI | creative industry |
| YA | Special resources for Africa | CII | Confederation of Indian Industry |
| | | CIIC | Centre for International Industrial Cooperation, Moscow |
| | | CIT | Centro De Investigaciones Textiles |
| | | CLARIS | community livelihoods and micro-industry support |
| | | CND | Cluster and Network Development |
| | | CoE | Centre of Excellence |
| | | CO2 | carbon dioxide |
| | | COMESA | Common Market for Eastern and Southern Africa |
| | | COMFAR | Computer Model for Feasibility Analysis and Reporting |
| | | COMPID | Combating Marginalization and Poverty through Industrial Development |
| | | COP | Conference of the Parties |
| | | CP | cleaner production |
| | | CPC | Community-based Production Centres |
| | | CSFP | Caribbean Solar Financing Programme |
| | | CSR | corporate social responsibility |

Abbreviations

| | |
|-----------|--|
| AACC | Asia Africa Chamber of Commerce |
| ACP | African, Caribbean and Pacific Group of States |
| ADI | Agro-industries Development Initiative |
| AE | Associate Expert |
| AFRIMETS | Intra-Africa Metrology System |
| AfriPANet | Africa Investment Promotion Agency Network |
| AFROC | African Fund for Replacement of Chillers |
| AGECC | Advisory Group on Energy and Climate Change |

| | | | |
|---------|---|---------|--|
| CTC | carbon tetrachloride | GHG | greenhouse gas |
| DAO | delivering as one | GMP | Global Mercury Project |
| DDT | dichlorodiphenyltrichloroethane | GNSI | Ghana National System of Innovation |
| DG | Directorate General | GOIC | Gulf Organization for Industrial Consulting |
| DTI | Department of Trade and Industry | | |
| EC | European Commission | GRULAC | Group of Latin American and Caribbean States |
| ECDC | economic cooperation among development countries | GSO | Standardization Organization for GCC |
| ECO | Economic Cooperation Organization | HCFC | hydrochlorofluorocarbon |
| ECOWAS | Economic Community of West African States | HFC | hydrofluorocarbon |
| | | HHCW | hazardous healthcare waste |
| ECREEE | ECOWAS Regional Centre for Renewable Energy and Energy Efficiency | HLCD-3A | High-level Conference on Development of Agribusiness and Agro-Industries in Africa |
| EDBM | Economic Development Board of Madagascar | HNR | Haier National Refrigeration Ltd. |
| | | ICHET | International Centre for Hydrogen Energy Technology |
| EGM | expert group meeting | | |
| EDIP | Enterprise Development and Investment Promotion | ICICI | Bank in India |
| | | ICS | International Centre for Science and High Technology |
| EIF | enhanced integrated framework | | |
| ERC | ECOWAS Regional Centre for Renewable Energy and Energy Efficiency | ICSHP | International Centre for Small Hydro Power |
| | | | |
| ESEA | East and South-East Asia | ICT | information and communication technology |
| EST | environmentally-sound technology | IDB | Industrial Development Board |
| ETRACE | Egyptian Traceability Centre for Agro-Industrial Exports | IEEMMS | Industrial Energy Efficiency for Malaysian Manufacturing Sector |
| | | | |
| EU | European Union | ILO | International Labour Organization |
| EURASEC | Eurasian Economic Community | IMUP | Industrial Modernization and Upgrading Programme |
| FAFA | Financial and Administrative Framework Agreement between the European Community and the United Nations | IP | integrated programme |
| | | IPA | Investment Promotion Agency |
| FAO | Food and Agriculture Organization of the United Nations | IPAP | Industry Policy Action Plan |
| | | IPU | Industrial Promotion Unit |
| FICCI | Federation of Indian Chambers of Commerce | ISEC | International Solar Energy Centre |
| | | ISO | International Organization for Standardization |
| FITUP | Fuel cell field test demonstration of economic and environmental viability for portable generators, backup and UPS (uninterruptible power supply) power system applications | IT | information technology |
| | | ITPO | Investment and Technology Promotion Office |
| FSA-RRF | food safety alert rapid response facility | JPC | joint programme component |
| GATE | Global Assets and Technology Exchange | JPO | Junior Professional Officer |
| | | KRISS | Korea Research Institute of Standards and Science |
| GCC | Gulf Cooperation Council | LAC | Latin America and the Caribbean |
| GCLME | Guinea Current Large Marine Ecosystem | LCD | liquefied carbon dioxide |
| | | LDC | least developed country |
| GEF | Global Environment Facility | LME | Large Marine Ecosystem |
| GEFSPWA | Global Environment Facility Strategic Programme for West Africa | LVCs | Low Volume Consuming Countries |
| | | MACIS | multimedia audiovisual creative industries |
| GESAMP | Joint Group of Experts on the Scientific Aspects of Marine Environmental Protection | MAICE | Modular Agro-Industrial Centre of Excellence |
| | | MAP | Medicinal, Aromatic and Pesticidal |

| | | | |
|-----------|---|----------|---|
| MAS | Metrology Accreditation and Standardization | RCCP | Regional Cleaner Production Programme for Latin America and the Caribbean |
| MB, MBR | methyl bromide | REACH | registration, evaluation and authorization of chemicals |
| MDG | Millennium Development Goal | REAP | responsible entrepreneurs achievement programme |
| MDI | metered dose inhalers | RECP | resource efficient and cleaner production |
| ME | Ministry of Economy | REMA | Rwanda Environment Management Authority |
| MEA | former Multilateral Environmental Agreements Branch of UNIDO | RMP | refrigerant management plan |
| MENA | Middle East and North Africa | SADC | Southern African Development Community |
| MINIFRA | Ministry of Infrastructure of Rwanda | SAICM | Strategic Approach to International Chemicals Management |
| MIPYME | Micro, Pequeñas y Medianas Empresas | SAP | strategic action programme |
| MOFA | Ministry of Foreign Affairs of Japan | SCORE | sustainability through competitive and responsible enterprises |
| MPRS | Malawi Poverty Reduction Strategy | SEA | South-East Asia |
| MRU | Mano River Union | SEE | South-East Europe |
| MSME | Micro, small and medium enterprises | SEMARNAT | Ministry of Environment of Mexico |
| NCPC | National Cleaner Production Centre | SHEL | Sustainable Hydrogen Evaluation |
| NCPP | National Cleaner Production Programme | SHP | small hydro-power |
| NEPAD | New Partnership for Africa's Development | SIDS | Small Island Developing State |
| NGO | non-governmental organization | SIEI | Specialized Institute for Engineering Industries |
| NIS | Newly Independent State | SIPC | Shanghai Investment Promotion Centre |
| NIP | National Implementation Plan | SME | small and medium enterprise |
| NONIE | Network of Networks for Impact Evaluation | SMI | small and medium-scale industries |
| NPP | national phase-out plan | SMTQ | standards, metrology, testing and quality |
| NQIPN | National Quality Improvement Programme for Nigeria | SOES | Social Mitigation Programme for State-Owned Enterprises |
| ODS | ozone-depleting substance | SPS | mesure sanitaire et phytosanitaire |
| OTC | obstacle technique au commerce | SPV | solar photovoltaic |
| PA | preparatory assistance | SPWA-CC | Strategic Programme for West Africa-Climate Change |
| PCB | polychlorinated biphenyls | SPX | Subcontracting and Partnership Exchange |
| PDF | Project Preparation and Development Facility | SSI | small scale industry |
| PDNA | Post Disaster Needs Assessment | S-S | South-South |
| PECHIDEC | Pequeñas Centrales Hidroeléctricas del Ecuador | SVO | straight vegetable oil |
| PERSGA | POPs in the Red Sea and Gulf of Aden | TA | technical assistance |
| PHL | post-harvest loss | TARGET | technology acquisition to restart and generate economic transformation |
| PMD-C | programa multisectorial de desnutrición cero | TBL | triple bottom line |
| PNBG | Programme national de bonne gouvernance | TBT/SP | technical barriers to trade/sanitary and phytosanitary |
| PPG | project preparation grant | TCA | trichloroethane |
| POP | persistent organic pollutant | TCB | trade capacity-building |
| PROPSEEDS | Promotion of opportunities for private sector enterprise expansion, development and shared growth | TCDC | technical cooperation among developing countries |
| PSF | support funds | | |
| PU | polyurethane | | |
| PV | photovoltaic | | |
| RAC | room air conditioning | | |
| RBM | results-based management | | |

| | |
|----------|--|
| TICAD | Tokyo International Conference on African Development |
| TRTA | Trade-related technical assistance |
| TT | technology transfer |
| UEMOA | Union Economique et Monétaire Ouest Africaine |
| UfM | Union for the Mediterranean |
| UK | United Kingdom of Great Britain and Northern Ireland |
| UN | United Nations |
| UNDAF | United Nations Development Assistance Framework |
| UNDP | United Nations Development Programme |
| UNEP | United Nations Environment Programme |
| UNESCO | United Nations Educational, Scientific and Cultural Organization |
| UNISWORK | UNIDO international study tour and workshop |
| WED | women entrepreneurship development |
| WTO | World Trade Organization |
| XPS | extruded polystyrene |
| YED | youth entrepreneurship development |

Project Number Structure

Source of funds/Country code/Year/Assigned sequential case number

| Programme title | Approval date | Current planning figure | Total allotment | Total delivery |
|---|---------------|-------------------------|-----------------|----------------|
| A. INTEGRATED PROGRAMMES, COUNTRY SERVICE FRAMEWORKS AND COUNTRY PROGRAMMES | | | | |
| Ongoing | | | | |
| AFGHANISTAN | | | | |
| UNIDO SUPPORT TO UNDAF 2010-2013 – GOVERNANCE, RURAL LIVELIHOODS, AND BASIC SERVICES | 09/06 | 24,594,148 | 1,203,032 | 774,526 |
| BANGLADESH | | | | |
| ENHANCING PRODUCTIVITY AND IMPROVING INTERNATIONAL COMPETITIVENESS OF POTENTIAL INDUSTRY (SUB)SECTORS | 05/08 | 35,958,766 | 21,020,023 | 18,034,875 |
| CAMBODIA | | | | |
| POVERTY REDUCTION THROUGH THE SUPPORT OF BROAD-BASED SUSTAINABLE ECONOMIC GROWTH, AND THE PROMOTION OF OPPORTUNITIES FOR THE POOR | 07/11 | 7,436,701 | 3,386,139 | 3,306,503 |
| CHINA | | | | |
| COUNTRY PROGRAMME, 2008-2010* | 07/11 | 75,449,031 | 66,031,952 | 49,468,002 |
| COLOMBIA, PHASE II | | | | |
| INTEGRATED PROGRAMME FOR UPGRADING OF PRODUCTION AND PROMOTION OF MICRO, SMALL AND MEDIUM ENTERPRISES OF COLOMBIA | 08/07 | 3,673,577 | 405,150 | 402,559 |
| CONGO | | | | |
| PROGRAMME INTEGRE DE RELANCE INDUSTRIELLE POST-CONFLIT POUR LA REPUBLIQUE DU CONGO | 07/10 | 6,778,724** | 1,877,274 | 1,622,474 |
| CUBA, PHASE II | | | | |
| INTEGRATED PROGRAMME TO CONTRIBUTE TO THE SUSTAINABLE DEVELOPMENT OF PRIORITY INDUSTRIAL SECTORS SUPPORTING THE COMPETITIVENESS OF THE TOURISM INDUSTRY IN CUBA | 05/05 | 4,628,075 | 3,617,339 | 3,540,452 |
| DEMOCRATIC REPUBLIC OF THE CONGO | | | | |
| PROGRAMME EXERCISE FOR COUNTRY PROGRAMME IN THE DEMOCRATIC REPUBLIC OF THE CONGO – FORMULATION MISSION | 01/11 | 10,985,943 | 1,370,703 | 1,108,761 |
| EGYPT | | | | |
| UNIDO COUNTRY SERVICE FRAMEWORK FOR THE ARAB REPUBLIC OF EGYPT | 06/11 | 17,037,389 | 10,342,254 | 10,030,680 |
| EL SALVADOR | | | | |
| PROMOTION OF THE COMPETITIVENESS OF AGRO-INDUSTRIES IN EL SALVADOR | 08/10 | 1,959,000 | 0 | 0 |

* Includes Montreal Protocol projects.

** The budget according to the approved/signed programme document is expressed in euros. However, for reporting purposes the budget was converted from euros to US dollars at the United Nations rate of exchange at the month of approval/signature.

| Programme title | Approval date | Current planning figure | Total allotment | Total delivery |
|---|---------------|-------------------------|-----------------|----------------|
| GAMBIA THE GAMBIA COUNTRY PROGRAMME 2010-2013 – TOWARDS GROWTH AND INDUSTRIAL DEVELOPMENT | 09/11 | 5,163,811 | 363,431 | 283,902 |
| GHANA, PHASE II INTEGRATED PROGRAMME FOR POVERTY REDUCTION AND COMPETITIVENESS | 04/08 | 4,295,770 | 5,900,901 | 5,663,501 |
| GUATEMALA, PHASE II HACIA UN DESARROLLO INDUSTRIAL INCLUSIVO, SUSTENTABLE Y COMPETITIVO ENFOCADO EN LA AGROINDUSTRIA RURAL DE GUATEMALA | 09/12 | 13,242,771** | 0 | 0 |
| INDIA COUNTRY PROGRAMME OF TECHNICAL COOPERATION IN INDIA 2008-2012 – TOWARDS INCLUSIVE GROWTH: STRENGTHENING THE COMPETITIVENESS AND PRODUCTIVITY OF INDUSTRIAL ENTERPRISES* | 08/05 | 46,096,245 | 19,200,675 | 15,819,122 |
| INDONESIA COUNTRY PROGRAMME FOR THE REPUBLIC OF INDONESIA, 2009-2013* | 09/05 | 24,229,666 | 3,043,814 | 1,925,878 |
| KENYA, PHASE I INTEGRATED INDUSTRIAL DEVELOPMENT PROGRAMME | 02/09 | 4,014,500 | 1,736,517 | 1,719,387 |
| KENYA, PHASE II BUILDING CAPACITIES FOR COMPETITIVE INDUSTRIAL DEVELOPMENT IN KENYA | 08/12 | 7,974,895** | 745,431 | 737,085 |
| LAO PEOPLE'S DEMOCRATIC REPUBLIC, PHASE II IMPLEMENTING THE MEDIUM-TERM STRATEGY AND ACTION PLAN FOR SUSTAINABLE INDUSTRIAL DEVELOPMENT | 04/05 | 6,764,780 | 2,752,751 | 2,731,714 |
| MONGOLIA CONTRIBUTING TO POVERTY REDUCTION THROUGH THE DEVELOPMENT OF A COMPETITIVE AND SUSTAINABLE EXPORT-ORIENTED AGRO-INDUSTRIAL SECTOR | 06/11 | 7,137,980 | 776,264 | 880,961 |
| MOROCCO, PHASE II AMELIORATION DE LA COMPETITIVITE DU SECTEUR INDUSTRIEL ET APPUI AUX EFFORTS DU MAROC DANS LE CADRE DE L'INITIATIVE NATIONALE DE DEVELOPPEMENT HUMAIN (INDH) POUR UN DEVELOPPEMENT DURABLE | 07/02 | 18,024,397 | 9,804,097 | 6,128,860 |
| MOZAMBIQUE, PHASE II INTEGRATED INDUSTRIAL DEVELOPMENT PROGRAMME TO FACILITATE PRIVATE SECTOR DEVELOPMENT*** | 04/05 | 4,157,184 | 5,593,130 | 4,877,481 |

* Includes Montreal Protocol projects.

** The budget according to the approved/signed programme document is expressed in euros. However, for reporting purposes the budget was converted from euros to US dollars at the United Nations rate of exchange at the month of approval/signature.

*** Does not include One UN projects implemented by UNIDO as the IP Mozambique, phase II is about to be completed. These projects are listed separately under chapter C. Other Projects.

| Programme title | Approval date | Current planning figure | Total allotment | Total delivery |
|---|----------------------|--------------------------------|------------------------|-----------------------|
| NIGERIA NIGERIA COUNTRY PROGRAMME, 2009-2012* | 09/02 | 20,095,665 | 4,726,855 | 3,476,332 |
| PALESTINE, PHASE I UNIDO SUPPORT PROGRAMME TO THE PALESTINIAN INDUSTRY, 1999-2001 | 99/06 | 9,389,046 | 2,685,978 | 2,853,967 |
| PALESTINE, PHASE II PHASE II OF THE UNIDO INTEGRATED PROGRAMME TO SUPPORT THE PALESTINIAN INDUSTRY | 08/03 | 10,590,015** | 3,575,093 | 2,979,474 |
| SAUDI ARABIA STRATEGIES TO ENHANCE INDUSTRIAL COMPETITIVENESS AND DIVERSIFICATION | 99/06 | 1,928,000 | 1,946,516 | 1,895,347 |
| SENEGAL, PHASE II COMPETITIVITE ET DENSIFICATION DU TISSU PRODUCTIF FONDE SUR UN PARTENARIAT EFFICACE ETAT-SECTEUR PRIVE | 04/05 | 9,900,000 | 6,396,485 | 6,291,586 |
| SIERRA LEONE POST-CONFLICT SME SUPPORT PROGRAMME FOR INDUSTRIAL DEVELOPMENT AND POVERTY ALLEVIATION | 04/05 | 6,090,350 | 1,500,791 | 971,467 |
| SRI LANKA, PHASE II INTEGRATED PROGRAMME OF COOPERATION BETWEEN THE GOVERNMENT OF SRI LANKA AND UNIDO, 2005-2008 | 05/10 | 8,313,000 | 3,926,811 | 3,767,859 |
| SRI LANKA COUNTRY PROGRAMME OF TECHNICAL COOPERATION WITH DEMOCRATIC SOCIALIST REPUBLIC OF SRI LANKA, 2010-2014 | 10/06 | 7,823,000 | 1,186,653 | 974,311 |
| SUDAN**** AN INDUSTRIAL AGENDA FOR POVERTY RELIEF AND TRANSITION TO SUSTAINABLE DEVELOPMENT* | 99/05 | 18,645,181 | 23,992,403 | 23,197,713 |
| SYRIAN ARAB REPUBLIC MADE IN SYRIA | 02/05 | 3,480,250 | 3,647,646 | 3,606,423 |
| TUNISIA, PHASE II APPUI AUX EFFORTS NATIONAUX POUR LA CREATION D'ENTREPRISES ET LA MISE A NIVEAU DU SECTEUR INDUSTRIEL TUNISIEN | 07/11 | 8,163,840* | 1,497,813 | 955,720 |
| UNITED REPUBLIC OF TANZANIA COUNTRY FRAMEWORK OF SUPPORT TO CAPACITY-BUILDING FOR INDUSTRIAL DEVELOPMENT IN TANZANIA THROUGH SME AND AGRO VALUE CHAIN UPGRADING, TRADE FACILITATION, ENERGY MANAGEMENT AND INVESTMENT MONITORING*** | 09/03 | 4,434,350 | 6,378,078 | 5,309,102 |

* Includes Montreal Protocol projects.

** The budget according to the approved/signed programme document is expressed in euros. However, for reporting purposes the budget was converted from euros to US dollars at the United Nations rate of exchange at the month of approval/signature.

*** Includes One UN projects implemented by UNIDO which are, therefore, not listed separately under chapter C. Other Projects.

**** Refers to the integrated programme signed in 1999 with the Government of Sudan and includes services delivered within the borders of Sudan prevailing at that time.

| Programme title | Approval date | Current planning figure | Total allotment | Total delivery |
|---|----------------------|--------------------------------|------------------------|-----------------------|
| VIET NAM, PHASE II INTEGRATED SERVICES TOWARDS SUSTAINABLE INDUSTRIAL DEVELOPMENT*** | 06/02 | 23,338,925 | 26,877,652 | 21,834,175 |
| YEMEN CREATING SUSTAINABLE SOURCES OF LIVELIHOODS AND EMPLOYMENT IN AN INTERNATIONALLY COMPETITIVE ENVIRONMENT: AN INDUSTRIAL AGENDA FOR ACHIEVING MDGS 1, 3 AND 8 | 05/03 | 5,304,750 | 233,515 | 233,515 |
| Discontinued* | | | | |
| ETHIOPIA, PHASE II INTEGRATED PROGRAMME FOR PRIVATE SECTOR DEVELOPMENT AND ENHANCED COMPETITIVENESS WITH SPECIAL EMPHASIS ON TEXTILE AND GARMENTS, LEATHER AND LEATHER PRODUCTS AND FOOD PROCESSING | 04/07 | 13,042,828 | 9,225,292 | 7,826,506 |

* In consultation with the respective Member State these programmes were discontinued whereby UNIDO's continued assistance could be delivered through a subsequent phase or through stand-alone projects.

| Project number Project title | Approval date | Budget | Delivery |
|---|--------------------------|---------------|-----------------|
| B. MONTREAL PROTOCOL PROJECTS | | | |
| ALBANIA | | | |
| Ongoing | | | |
| MP/ALB/11/001 HCFC PHASE-OUT MANAGEMENT PLAN (STAGE I, FIRST TRANCHE) | 11/08 | 45,000 | 0 |
| MP/ALB/09/002, MP/ALB/09/003 NATIONAL ODS PHASE-OUT PLAN (SEVENTH TRANCHE) | 09/08 | 44,644 | 26,484 |
| MP/ALB/09/001 PREPARATION OF A HCFC PHASE-OUT MANAGEMENT PLAN (ADDITIONAL FUNDING) | 09/04 | 55,000 | 54,103 |
| ALGERIA | | | |
| Ongoing | | | |
| MP/ALG/04/122 CONVERSION FROM CFC-11 TO HCFC-141B AND CFC-12 TO HFC-134A TECHNOLOGY IN THE LAST GROUP OF COMMERCIAL REFRIGERATOR MANUFACTURERS (REFRIGERATION SECTOR TERMINAL PROJECT) | 04/12 | 589,000 | 491,993 |
| MP/ALG/10/001 CONVERSION FROM HCFC-141B IN THE MANUFACTURE OF POLYURETHANE RIGID INSULATION FOAM FOR DOMESTIC REFRIGERATORS AT CRISTOR | 10/12 | 215,380 | 16,677 |
| MP/ALG/09/002 NATIONAL PHASE-OUT PLAN (SECOND TRANCHE) | 09/09 | 198,000 | 81,841 |
| MP/ALG/09/005 PREPARATION FOR HCFC PHASE-OUT INVESTMENT ACTIVITIES (REFRIGERATION AND AIR-TO-AIR CONDITIONING SECTOR) | 09/12 | 60,000 | 41,171 |
| MP/ALG/09/003 PREPARATION OF A HCFC PHASE-OUT PLAN (ADDITIONAL FUNDING) | 09/01 | 65,000 | 50,840 |
| MP/ALG/09/006 PREPARATION OF THE PROJECT PROPOSAL. PREPARATION FOR PILOT ON ODS WASTE MANAGEMENT AND DISPOSAL. | 09/12 | 85,000 | 31,392 |
| ARGENTINA | | | |
| Ongoing | | | |
| MP/ARG/06/001, MP/ARG/05/002, MP/ARG/07/002, MP/ARG/04/018 NATIONAL CFC PHASE-OUT PLAN (FIRST TRANCHE) | 06/12 | 6,860,850 | 4,876,861 |
| MP/ARG/10/001 PHASE OUT OF HCFC-22 IN THE ROOM AND UNITARY AIR-CONDITIONING EQUIPMENT MANUFACTURING SECTOR | 10/08 | 8,435,542 | 2,239,047 |
| MP/ARG/00/033 PHASE OUT OF METHYL BROMIDE IN STRAWBERRY, PROTECTED VEGETABLES AND CUT FLOWER PRODUCTION | 00/01 | 3,183,390 | 3,166,815 |
| MP/ARG/03/089 PLAN FOR PHASE-OUT OF ODS IN THE SOLVENT SECTOR | 03/12 | 635,986 | 527,082 |

| Project number Project title | Approval date | Budget | Delivery |
|---|--------------------------|---------------|-----------------|
| MP/ARG/11/001 PREPARATION OF A HCFC PHASE-OUT MANAGEMENT PLAN | 11/08 | 43,657 | 7,056 |
| ARMENIA | | | |
| Ongoing | | | |
| MP/ARM/10/001 EXTENSION OF INSTITUTIONAL STRENGTHENING PROJECT (PHASE II) | 10/12 | 120,000 | 85,865 |
| BAHAMAS | | | |
| Ongoing | | | |
| MP/BHA/11/001 HCFC PHASE-OUT PLAN (STAGE I) | 11/11 | 105,128 | 0 |
| BAHRAIN | | | |
| Ongoing | | | |
| MP/BAH/10/001 PREPARATION FOR HCFC PHASE-OUT INVESTMENT ACTIVITIES (AIR-CONDITIONING SECTOR) | 10/05 | 30,000 | 28,997 |
| MP/BAH/08/001 PREPARATION OF A HCFC PHASE-OUT MANAGEMENT PLAN | 08/08 | 45,000 | 42,339 |
| BENIN | | | |
| Ongoing | | | |
| MP/BEN/11/001 HCFC PHASE-OUT MANAGEMENT PLAN (STAGE I, FIRST TRANCHE) | 11/05 | 100,000 | 0 |
| MP/BEN/09/001 TERMINAL PHASE-OUT MANAGEMENT PLAN (SECOND TRANCHE) | 09/12 | 69,000 | 56,498 |
| BOSNIA AND HERZEGOVINA | | | |
| Ongoing | | | |
| MP/BIH/04/065, MP/BIH/11/002 EXTENSION OF THE INSTITUTIONAL STRENGTHENING: PHASE IV | 04/07 | 190,666 | 70,388 |
| MP/BIH/07/001, MP/BIH/04/123 NATIONAL ODS PHASE-OUT PLAN: SECOND TRANCHE | 07/08 | 598,860 | 400,523 |
| MP/BIH/11/001 PREPARATION FOR HCFC PHASE-OUT INVESTMENT ACTIVITIES (RIGID POLYURETHANE FOAM APPLICATIONS) | 11/06 | 30,000 | 10,636 |
| MP/BIH/08/001 PREPARATION OF A HCFC PHASE-OUT MANAGEMENT PLAN | 08/07 | 150,000 | 115,642 |

| Project number Project title | Approval date | Budget | Delivery |
|--|--------------------------|---------------|-----------------|
| BURKINA FASO | | | |
| Ongoing | | | |
| MP/BKF/10/003 HCFC PHASE-OUT MANAGEMENT PLAN (STAGE 1, FIRST TRANCHE) | 10/12 | 150,000 | 102,808 |
| BURUNDI | | | |
| Ongoing | | | |
| MP/BDI/11/002 HCFC PHASE-OUT MANAGEMENT PLAN (STAGE I, FIRST TRANCHE) | 11/11 | 80,000 | 0 |
| MP/BDI/08/002, MP/BDI/10/002 TERMINAL PHASE-OUT MANAGEMENT PLAN (SECOND TRANCHE) | 08/08 | 129,000 | 66,676 |
| CAMEROON | | | |
| Ongoing | | | |
| MP/CMR/11/002, MP/CMR/11/001 HCFC PHASE-OUT MANAGEMENT PLAN (STAGE I, FIRST TRANCHE)(FOAM SECTOR PLAN) | 11/09 | 884,453 | 15,656 |
| CENTRAL AFRICAN REPUBLIC | | | |
| Ongoing | | | |
| MP/CAF/11/001 HCFC PHASE-OUT MANAGEMENT PLAN (STAGE I, FIRST TRANCHE) | 11/09 | 125,000 | 0 |
| CHAD | | | |
| Ongoing | | | |
| MP/CHD/10/003 HCFC PHASE-OUT MANAGEMENT PLAN (STAGE I, FIRST TRANCHE) | 10/12 | 135,000 | 53 |
| CHILE | | | |
| Ongoing | | | |
| MP/CHI/10/001 NATIONAL PHASE-OUT OF METHYL BROMIDE | 10/05 | 1,100,000 | 296,979 |
| CHINA | | | |
| Ongoing | | | |
| MP/CPR/10/004 DEMONSTRATION SUB-PROJECT FOR CONVERSION FROM HCFC-22 TO PROPANE AT MIDEA ROOM AIR-CONDITIONING MANUFACTURING COMPANY | 10/08 | 4,026,507 | 3,957,649 |
| MP/CPR/10/003 DEMONSTRATION SUB-PROJECT FOR CONVERSION OF ROOM AIR-CONDITIONING COMPRESSOR MANUFACTURING FROM | 10/08 | 1,875,000 | 1,846,303 |

| Project number Project title | Approval date | Budget | Delivery |
|---|--------------------------|---------------|-----------------|
| HCFC-22 TO PROPANE AT GUANGDONG MEIZHI CO. MP/CPR/11/A07, MP/CPR/11/007 | 11/09 | 21,372,000 | (83) |
| HCFC PHASE-OUT MANAGEMENT PLAN XPS SECTOR MP/CPR/11/A06, MP/CPR/11/006 | 11/10 | 36,430,000 | (83) |
| HCFC PHASE-OUT MANAGEMENT PLAN - RAC SECTOR MP/CPR/11/004, MP/CPR/10/002 | 11/08 | 1,100,000 | 1,100,000 |
| NATIONAL PHASE-OUT OF METHYL BROMIDE (PHASE II, FIFTH TRANCHE) MP/CPR/09/010 | 09/12 | 85,000 | 70,070 |
| PREPARATION FOR PILOT DEMONSTRATION PROJECT ON ODS WASTE MANAGEMENT AND DISPOSAL MP/CPR/09/009, MP/CPR/07/010 | 09/01 | 1,485,000 | 1,476,476 |
| REFRIGERATION SERVICING SECTOR CFC PHASE-OUT PLAN, 4TH TRANCHE MP/CPR/11/005 | 11/08 | 2,000,000 | 2,000,000 |
| SECTOR PLAN FOR F METHYL BROMIDE PRODUCTION SECTOR (THIRD TRANCHE) MP/CPR/05/009, MP/CPR/08/010 | 05/12 | 6,000,000 | 5,782,104 |
| SECTOR PLAN FOR METHYL BROMIDE PRODUCTION SECTOR (PHASE II, SECOND TRANCHE) MP/CPR/08/012 | 08/12 | 13,500,000 | 13,426,278 |
| SECTOR PLAN FOR PHASE-OUT OF CFCS CONSUMPTION IN MDI SECTOR | | | |
| CONGO | | | |
| Ongoing | | | |
| MP/PRC/11/001 HCFC PHASE-OUT MANAGEMENT PLAN (STAGE I, FIRST TRANCHE) | 11/05 | 100,000 | 0 |
| MP/PRC/10/002 TERMINAL PHASE-OUT MANAGEMENT PLAN (SECOND TRANCHE) | 10/04 | 45,000 | 2,613 |
| CÔTE D'IVOIRE | | | |
| Ongoing | | | |
| MP/IVC/09/001 ODS PHASE OUT IN 50 EXISTING CENTRIFUGAL CHILLERS UNIT | 08/03 | 1,000,000 | 11,679 |
| MP/IVC/09/002 TERMINAL PHASE-OUT MANAGEMENT PLAN (SECOND TRANCHE) | 09/08 | 121,000 | 63,934 |
| CROATIA | | | |
| Ongoing | | | |
| MP/CRO/09/002 PHASE-OUT OF HCFC 141B FROM THE MANUFACTURING OF POLYURETHANE RIGID FOAM AT PAVUSIN | 09/12 | 271,150 | 2,162 |
| MP/CRO/10/002, MP/CRO/08/001 PREPARATION OF A HCFC PHASE-OUT MANAGEMENT PLAN | 10/09 | 330,000 | 292,533 |

| Project number Project title | Approval date | Budget | Delivery |
|---|--------------------------|---------------|-----------------|
| CUBA | | | |
| Ongoing | | | |
| MP/CUB/04/133 TOTAL PHASE-OUT OF METHYL BROMIDE IN SOIL FUMIGATION SUBSTRATES, STORAGE AND STRUCTURE | 04/12 | 537,763 | 535,096 |
| DEMOCRATIC PEOPLE'S REPUBLIC OF KOREA | | | |
| Ongoing | | | |
| MP/DRK/11/002 PREPARATION FOR HCFC PHASE-OUT INVESTMENT ACTIVITIES (COMMERCIAL REFRIGERATION SECTOR) | 11/08 | 30,000 | 9,034 |
| MP/DRK/08/003, MP/DRK/11/003 PREPARATION FOR HCFC PHASE-OUT INVESTMENT ACTIVITIES (COMMERCIAL REFRIGERATION SECTOR) | 08/08 | 115,000 | 82,182 |
| MP/DRK/11/001 PREPARATION FOR HCFC PHASE-OUT INVESTMENT ACTIVITIES (POLYURETHANE FOAM SECTOR) | 11/08 | 50,000 | 7,350 |
| ECUADOR | | | |
| Ongoing | | | |
| MP/ECU/11/007 HCFC | 01/12 | 200,500 | 0 |
| MP/ECU/11/005 HCFC PHASE-OUT MANAGEMENT PLAN (STAGE I, FIRST TRANCHE) | 11/11 | 1,331,440 | 0 |
| MP/ECU/10/004, MP/ECU/10/005 NATIONAL CFC PHASE-OUT PLAN (THIRD TRANCHE) | 10/08 | 269,151 | 241,266 |
| MP/ECU/09/001 PREPARATION OF A HCFC PHASE-OUT MANAGEMENT PLAN | 09/12 | 75,000 | 74,981 |
| MP/ECU/11/002 PREPARATION OF INVESTMENT ACTIVITIES IN CUT-FLOWERS PRODUCTION | 11/05 | 45,000 | 44,850 |
| MP/ECU/10/006 TECHNICAL ASSISTANCE TO ELIMINATE THE REMAINING CONSUMPTION OF METHYL BROMIDE TO BE IN COMPLIANCE WITH PHASE-OUT | 11/11 | 317,500 | 0 |
| EGYPT | | | |
| Ongoing | | | |
| MP/EGY/10/004 EXTENSION OF THE INSTITUTIONAL STRENGTHENING PROJECT (PHASE VIII) | 10/09 | 228,323 | 228,323 |
| MP/EGY/08/002, MP/EGY/10/001 NATIONAL CFC PHASE-OUT PLAN (FOURTH AND FIFTH TRANCHES) | 08/05 | 900,000 | 819,106 |
| MP/EGY/08/006 NATIONAL PHASE-OUT OF METHYL BROMIDE IN HORTICULTURE AND COMMODITIES FUMIGATION EXCEPT IN DATE USE | 08/12 | 1,934,994 | 1,481,118 |

| Project number Project title | Approval date | Budget | Delivery |
|--|----------------------|---------------|-----------------|
| MP/EGY/06/003 PHASE-OUT OF CFC CONSUMPTION IN THE MANUFACTURE OF AEROSOL METERED DOSE INHALERS (MDIS) | 06/12 | 5,899,000 | 5,710,320 |
| MP/EGY/10/008 PHASE-OUT OF HCFC-141B FROM THE MANUFACTURING OF POLYURETHANE FOAM AT DELTA ELECTRIC APPLICANCE | 10/12 | 422,740 | 15,854 |
| MP/EGY/10/007 PHASE-OUT OF HCFC-141B FROM THE MANUFACTURING OF POLYURETHANE FOAM AT EL-ARABY CO. FOR ENGINEERING INDUSTRIES | 10/12 | 456,540 | 12,737 |
| MP/EGY/10/009 PHASE-OUT OF HCFC-141B FROM THE MANUFACTURING OF POLYURETHANE FOAM AT MONDIAL FREEZERS COMPANY | 10/12 | 436,300 | 12,743 |
| MP/EGY/11/001, MP/EGY/10/003 PREPARATION FOR HCFC PHASE-OUT INVESTMENT ACTIVITIES (APPLIANCE FOAM SECTOR) | 11/11 | 1,005,700 | 77,759 |

EQUATORIAL GUINEA

Ongoing

| | | | |
|--|-------|--------|---|
| MP/EQG/11/001 HCFC PHASE-OUT MANAGEMENT PLAN (STAGE I, FIRST TRANCHE) | 11/11 | 75,000 | 0 |
|--|-------|--------|---|

ERITREA

Ongoing

| | | | |
|---|-------|---------|---------|
| MP/ERI/08/001, MP/ERI/11/002 TERMINAL PHASE-OUT MANAGEMENT PLAN FOR CFCS (FIRST TRANCHE) | 08/04 | 175,000 | 116,374 |
|---|-------|---------|---------|

ETHIOPIA

Ongoing

| | | | |
|---|-------|--------|-------|
| MP/ETH/08/004 PROJECT PREPARATION IN THE FUMIGANT SECTOR (FLOWERS) | 08/06 | 35,000 | 2,435 |
|---|-------|--------|-------|

GABON

Ongoing

| | | | |
|--|-------|---------|----|
| MP/GAB/10/001 HCFC PHASE-OUT MANAGEMENT PLAN (STAGE I, FIRST TRANCHE) | 10/12 | 130,000 | 53 |
|--|-------|---------|----|

GAMBIA

Ongoing

| | | | |
|--|-------|--------|---|
| MP/GAM/11/003 HCFC PHASE-OUT MANAGEMENT PLAN (STAGE I, FIRST TRANCHE) | 11/11 | 50,000 | 0 |
|--|-------|--------|---|

| Project number Project title | Approval date | Budget | Delivery |
|--|--------------------------|---------------|-----------------|
| GUATEMALA | | | |
| Ongoing | | | |
| MP/GUA/11/001 HCFC PHASE-OUT MANAGEMENT PLAN (FOAM SECTOR) (STAGE I, FIRST TRANCHE) | 11/09 | 109,637 | 0 |
| MP/GUA/11/002 HCFC PHASE-OUT MANAGEMENT PLAN (STAGE I, FIRST TRANCHE) | 11/09 | 8,450 | 2,597 |
| MP/GUA/09/002 NATIONAL PHASE-OUT OF METHYL BROMIDE (PHASE II, FIRST TRANCHE) | 09/12 | 1,300,000 | 183,667 |
| MP/GUA/10/001 PREPARATION FOR HCFC PHASE-OUT INVESTMENT ACTIVITIES (FOAM SECTOR) | 10/05 | 60,000 | 59,489 |
| MP/GUA/09/001 PREPARATION OF A HCFC PHASE-OUT MANAGEMENT PLAN | 09/04 | 75,000 | 74,794 |
| GUINEA | | | |
| Ongoing | | | |
| MP/GUI/08/001, MP/GUI/10/003 TERMINAL PHASE-OUT MANAGEMENT PLAN (SECOND TRANCHE) | 08/08 | 200,000 | 145,334 |
| GUINEA-BISSAU | | | |
| Ongoing | | | |
| MP/GBS/11/001 HCFC PHASE-OUT MANAGEMENT PLAN (STAGE I, FIRST TRANCHE) | 11/11 | 40,000 | 0 |
| HONDURAS | | | |
| Ongoing | | | |
| MP/HON/11/001 HCFC PHASE-OUT MANAGEMENT PLAN (STAGE I, FIRST TRANCHE) | 11/05 | 100,000 | 70,113 |
| MP/HON/08/004, MP/HON/09/001 NATIONAL METHYL BROMIDE PHASE-OUT PLAN, PHASE II (FOURTH TRANCHE) | 08/12 | 406,301 | 406,244 |
| INDIA | | | |
| Ongoing | | | |
| MP/IND/05/007, MP/IND/06/001 CTC PHASE-OUT FOR THE CONSUMPTION AND PRODUCTION SECTORS: 2006 ANNUAL PROGRAMME | 05/04 | 3,899,046 | 3,675,094 |

| Project number Project title | Approval date | Budget | Delivery |
|---|----------------------|---------------|-----------------|
| INDONESIA | | | |
| Ongoing | | | |
| MP/INS/11/003 HCFC PHASE-OUT MANAGEMENT PLAN (STAGE I, PHASE I) (UMBRELLA PROJECT TO PHASE OUT HCFC-141B FROM THE MANUFACTURING OF RIGID POLYURETHANE FOAM AT ISOTECH JAYA MAKMUR, AIRTEKINDO, SINAR LENTERA KENCANA AND MAYER JAYA) | 11/08 | 777,395 | 3,250 |
| MP/INS/10/001 PREPARATION FOR HCFC PHASE-OUT INVESTMENT ACTIVITIES (SOLVENT SECTOR) | 10/07 | 10,000 | 9,647 |
| IRAN (ISLAMIC REPUBLIC OF) | | | |
| Ongoing | | | |
| MP/IRA/11/001 HALON PHASE-OUT PROJECT (TRANSFER FROM FRANCE) | 11/05 | 397,500 | 372,363 |
| MP/IRA/11/002 HCFC PHASE-OUT MANAGEMENT PLAN (STAGE I, FIRST TRANCHE) | 11/05 | 1,300,000 | 11,351 |
| MP/IRA/07/002 PHASE-OUT OF CFC CONSUMPTION IN THE MANUFACTURE OF AEROSOL MDIS | 07/08 | 3,296,758 | 3,260,360 |
| IRAQ | | | |
| Ongoing | | | |
| MP/IRQ/09/001 CONVERSION FROM CFC-11 TO METHYLENE CHLORIDE IN THE PRODUCTION OF FLEXIBLE SLABSTOCKFOAM AT AL HADI CO | 09/04 | 126,457 | 95,053 |
| MP/IRQ/11/005 HCFC PHASE-OUT MANAGEMENT PLAN (STAGE I, FIRST TRANCHE) | 11/11 | 80,000 | 0 |
| MP/IRQ/09/005, MP/IRQ/09/A05, MP/IRQ/11/002 NATIONAL PHASE-OUT PLAN (SECOND TRANCHE) | 09/07 | 4,656,530 | 3,871,830 |
| MP/IRQ/09/009 PREPARATION OF A HCFC PHASE-OUT MANAGEMENT PLAN | 09/12 | 65,000 | 64,546 |
| MP/IRQ/09/002 REPLACEMENT OF REFRIGERANT CFC-12 WITH ISOBUTANE AND FOAM BLOWING AGENT CFC-11 WITH CYCLOPENTANE IN THE MANUFACTURE OF DOMESTIC REFRIGERATORS AND CHEST FREEZERS AT LIGHT INDUSTRY COMPANY | 09/05 | 2,161,581 | 1,660,309 |
| MP/IRQ/10/007 TECHNICAL ASSISTANCE FOR ALTERNATIVES TO METHYL BROMIDE | 10/12 | 211,970 | 57,774 |
| JORDAN | | | |
| Ongoing | | | |
| MP/JOR/10/001, MP/JOR/08/003, MP/JOR/11/001 HCFC PHASE-OUT MANAGEMENT PLAN (STAGE I, FIRST TRANCHE) | 10/05 | 2,387,033 | 1,648,734 |

| Project number Project title | Approval date | Budget | Delivery |
|---|--------------------------|---------------|-----------------|
| KENYA | | | |
| Ongoing | | | |
| MP/KEN/11/002 TECHNICAL ASSISTANCE FOR THE FINAL ELIMINATION OF METHYL BROMIDE IN POST-HARVEST SECTOR IN KENYA | 11/11 | 287,700 | 0 |
| MP/KEN/09/002 TECHNICAL ASSISTANCE FOR THE TOTAL PHASE-OUT OF CTC AND TCA IN THE SOLVENT SECTOR | 09/05 | 40,000 | 53 |
| MP/KEN/07/006 TECHNOLOGY TRANSFER LEADING TO METHYL BROMIDE PHASE-OUT IN SOIL FUMIGATION | 07/12 | 510,659 | 508,930 |
| KUWAIT | | | |
| Ongoing | | | |
| MP/KUW/11/001, MP/KUW/08/001 PREPARATION OF A HCFC PHASE-OUT MANAGEMENT PLAN | 11/05 | 130,000 | 92,834 |
| MP/KUW/07/001 TERMINAL PHASE-OUT MANAGEMENT PLAN FOR ANNEX A GROUP I SUBSTANCES (FIRST TRANCHE) | 07/08 | 220,000 | 191,894 |
| KYRGYZSTAN | | | |
| Ongoing | | | |
| MP/KYR/06/001 HALON PHASE-OUT PROGRAMME | 06/06 | 50,000 | 47,958 |
| LEBANON | | | |
| Ongoing | | | |
| MP/LEB/10/001 PREPARATION FOR PILOT DEMONSTRATION PROJECT ON ODS WASTE MANAGEMENT AND DISPOSAL | 10/08 | 85,000 | 5,265 |
| LIBYA | | | |
| Ongoing | | | |
| MP/LIB/05/003 NATIONAL CFC PHASE-OUT PLAN (SECOND TRANCHE) | 05/04 | 720,000 | 625,856 |
| MP/LIB/08/001 NATIONAL ODS PHASE-OUT PLAN: 3RD TRANCHE | 08/05 | 277,947 | 186,804 |
| MP/LIB/05/004 PHASE-OUT OF METHYL BROMIDE IN HORTICULTURE: TOMATOES, CUCUMBERS, PEPPERS AND OTHERS | 05/12 | 743,000 | 742,551 |
| MP/LIB/11/001 PREPARATION FOR HCFC PHASE-OUT INVESTMENT ACTIVITIES (POLYURETHANE FOAM COMPONENT) | 11/05 | 60,000 | 0 |
| MP/LIB/08/002, MP/LIB/11/002 PREPARATION FOR HCFC PHASE-OUT MANAGEMENT PLAN (ADDITIONAL FUNDING) | 08/08 | 150,000 | 52,200 |

| Project number Project title | Approval date | Budget | Delivery |
|---|--------------------------|---------------|-----------------|
| MP/LIB/09/001 RENEWAL OF INSTITUTIONAL STRENGTHENING PROJECT (PHASE II) | 09/12 | 136,065 | 30,952 |
| MADAGASCAR | | | |
| Ongoing | | | |
| MP/MAG/10/001 HCFC PHASE-OUT MANAGEMENT PLAN (STAGE I, FIRST TRANCHE) | 10/12 | 140,000 | 91,155 |
| MALAWI | | | |
| Ongoing | | | |
| MP/MLW/10/003 HCFC PHASE-OUT MANAGEMENT PLAN (STAGE I, FIRST TRANCHE) | 10/12 | 60,000 | 38,274 |
| MEXICO | | | |
| Ongoing | | | |
| MP/MEX/10/004 EXTENSION OF INSTITUTIONAL STRENGTHENING PROJECT (PHASE X) | 10/12 | 247,000 | 124,181 |
| MP/MEX/09/003 EXTENSION OF INSTITUTIONAL STRENGTHENING PROJECT (PHASE IV) | 09/08 | 185,250 | 183,620 |
| MP/MEX/09/004, MP/MEX/11/006 HCFC PHASE-OUT MANAGEMENT (PLAN I, FIRST TRANCHE) | 09/09 | 2,196,110 | 106,013 |
| MP/MEX/11/007, MP/MEX/11/008 HCFC PHASE-OUT MANAGEMENT PLAN (STAGE I, FIRST TRANCHE) (LEGISLATION CUSTOMS TRAINING AND MONITORING) | 11/08 | 225,500 | 50,997 |
| MP/MEX/05/004 NATIONAL CFC PHASE-OUT PLAN SECOND TRANCHE | 05/04 | 4,278,000 | 4,198,258 |
| MP/MEX/08/001, MP/MEX/10/001, TF/MEX/10/003 NATIONAL METHYL BROMIDE PHASE-OUT PLAN (SECOND TRANCHE) | 08/04 | 4,800,000 | 3,674,520 |
| MP/MEX/11/002 NATIONAL METHYL BROMIDE PHASE-OUT PLAN (SECOND TRANCHE) | 11/04 | 500,000 | 142,567 |
| MP/MEX/11/003 ODS DESTRUCTION | 11/05 | 927,915 | 123,302 |
| MP/MEX/09/005, MP/MEX/11/001 PHASE-OUT OF HCFC-141B IN AEROSOL MANUFACTURING AT SILIMEX | 09/07 | 620,916 | 92,898 |
| MP/MEX/07/005 PHASE-OUT OF CFC CONSUMPTION IN THE MANUFACTURE OF AEROSOLS MDIS | 07/12 | 2,630,503 | 2,591,317 |
| MP/MEX/09/002 PREPARATION OF ODS DISPOSAL PILOT PROJECT | 09/04 | 50,000 | 49,128 |

| Project number Project title | Approval date | Budget | Delivery |
|---|----------------------|---------------|-----------------|
| MONTENEGRO | | | |
| Ongoing | | | |
| MP/MNE/11/001 HCFC PHASE-OUT MANAGEMENT PLAN (STAGE I, FIRST TRANCHE) | 11/05 | 155,000 | 19,024 |
| MP/MNE/10/002 INSTITUTIONAL STRENGTHENING PROJECT (PHASE II) | 10/09 | 60,000 | 25,656 |
| MP/MNE/09/002, MP/MNE/07/004 TERMINAL PHASE-OUT PLAN FOR CFCS (FIRST TRANCHE) | 09/08 | 270,295 | 243,146 |
| MOROCCO | | | |
| Ongoing | | | |
| MP/MOR/10/004 CONVERSION FROM HCFC-141B IN THE MANUFACTURE OF POLYURETHANE RIGID INSULATION FOAM FOR DOMESTIC REFRIGERATORS AT MANAR | 10/12 | 951,740 | 890,250 |
| MP/MOR/11/002 HCFC PHASE-OUT MANAGEMENT PLAN (STAGE I, FIRST TRANCHE) | 11/11 | 80,000 | 0 |
| MP/MOR/08/005, MP/MOR/10/003 PHASE-OUT OF MBR IN GREEN BEANS AND CUCURBITS (SECOND TRANCHE) | 08/12 | 1,127,594 | 1,047,226 |
| MOZAMBIQUE | | | |
| Ongoing | | | |
| MP/MOZ/10/001 TECHNICAL ASSISTANCE FOR THE ELIMINATION OF CONTROLLED USES OF METHYL BROMIDE IN SOIL FUMIGATION | 10/05 | 40,000 | 53 |
| NIGER | | | |
| Ongoing | | | |
| MP/NER/08/002 PREPARATION OF A HCFC PHASE-OUT MANAGEMENT PLAN | 08/08 | 85,000 | 73,797 |
| MP/NER/09/001 TERMINAL PHASE-OUT MANAGEMENT PLAN (SECOND TRANCHE) | 09/08 | 53,000 | 48,283 |
| NIGERIA | | | |
| Ongoing | | | |
| MP/NIR/10/007 HCFC PHASE-OUT MANAGEMENT PLAN (STAGE I, FIRST TRANCHE) | 10/12 | 550,000 | 48,229 |
| MP/NIR/10/002 PREPARATION FOR A PILOT DEMONSTRATION PROJECT ON ODS | 10/05 | 60,000 | 39,503 |
| MP/NIR/09/006 PREPARATION FOR HCFC PHASE-OUT INVESTMENT ACTIVITIES (REFRIGERATION MANUFACTURING SECTOR) | 09/08 | 50,000 | 49,973 |

| Project number Project title | Approval date | Budget | Delivery |
|---|--------------------------|---------------|-----------------|
| MP/NIR/07/002 TERMINAL ODS PHASE-OUT UMBRELLA PROJECT IN THE SOLVENT SECTOR (FOURTH TRANCHE) | 07/08 | 303,200 | 296,971 |
| OMAN | | | |
| Ongoing | | | |
| MP/OMA/11/002 HCFC PHASE-OUT MANAGEMENT PLAN (STAGE I, FIRST TRANCHE) | 11/11 | 104,120 | 0 |
| MP/OMA/08/001 PREPARATION OF A HCFC PHASE-OUT MANAGEMENT PLAN | 08/08 | 100,000 | 98,608 |
| MP/OMA/11/001, MP/OMA/08/002 RENEWAL OF INSTITUTIONAL STRENGTHENING SUPPORT (PHASE III) | 11/11 | 136,934 | 68,467 |
| MP/OMA/09/001, MP/OMA/07/002 TERMINAL PHASE-OUT MANAGEMENT PLAN (FIRST TRANCHE) | 09/05 | 470,000 | 418,429 |
| PAKISTAN | | | |
| Ongoing | | | |
| MP/PAK/09/005, MP/PAK/10/001, MP/PAK/10/002 PHASE-OUT OF HCFC-141B FROM THE MANUFACTURING OF INSULATION PU RIGID FOAM AT UNITED REFRIGERATION, HNR (HAIER), VARIOLINE INTERCOOL AND SHADMAN ELECTRONICS COMPANIES | 09/12 | 4,920,849 | 4,217,632 |
| MP/PAK/09/006 PREPARATION FOR HCFC PHASE-OUT INVESTMENT ACTIVITIES (REFRIGERATION AND AIR-CONDITIONING MANUFACTURING SECTORS) | 09/12 | 120,000 | 120,000 |
| MP/PAK/08/004, MP/PAK/10/005, MP/PAK/09/007 PREPARATION OF A HCFC PHASE-OUT MANAGEMENT PLAN (ADDITIONAL FUNDING) | 08/08 | 203,000 | 194,117 |
| PERU | | | |
| Ongoing | | | |
| MP/PER/11/002 TERMINAL PHASE-OUT MANAGEMENT PLAN FOR ANNEX A | 11/08 | 183,500 | 21,544 |
| PHILIPPINES | | | |
| Ongoing | | | |
| MP/PHI/09/004 PREPARATION FOR HCFC PHASE-OUT INVESTMENT ACTIVITIES (FOAM SECTOR) | 09/12 | 70,000 | 69,237 |
| MP/PHI/10/001, MP/PHI/10/A01 SECTOR PLAN TO PHASE-OUT HCFC-141B IN THE FOAM SECTOR | 10/12 | 1,770,650 | 97,663 |
| QATAR | | | |
| Ongoing | | | |
| MP/QAT/11/001 | 11/11 | 914,750 | 0 |

| Project number Project title | Approval date | Budget | Delivery |
|---|--------------------------|---------------|-----------------|
| ° HCFC PHASE-OUT MANAGEMENT PLAN (STAGE I, FIRST TRANCHE) MP/QAT/09/002 | 09/12 | 89,000 | 53 |
| INSTITUTIONAL STRENGTHENING MP/QAT/08/001, MP/QAT/10/001 | 08/08 | 135,000 | 133,368 |
| PREPARATION FOR HCFC PHASE-OUT INVESTMENT ACTIVITIES (FOAM SECTOR) MP/QAT/07/001, MP/QAT/09/001 | 07/12 | 312,500 | 182,318 |
| TERMINAL PHASE-OUT MANAGEMENT PLAN (SECOND TRANCHE) | | | |
| RWANDA | | | |
| Ongoing | | | |
| MP/RWA/11/002 HCFC PHASE-OUT MANAGEMENT PLAN (STAGE I, FIRST TRANCHE) | 11/09 | 55,000 | 0 |
| SAINT LUCIA | | | |
| Ongoing | | | |
| MP/STL/11/001 HCFC PHASE-OUT MANAGEMENT PLAN (FIRST TRANCHE) | 11/09 | 88,850 | 0 |
| SAINT VINCENT AND THE GRENADINES | | | |
| Ongoing | | | |
| MP/STV/11/001 HCFC PHASE-OUT MANAGEMENT PLAN (STAGE I, FIRST TRANCHE) | 11/08 | 124,115 | 0 |
| SAUDI ARABIA | | | |
| Ongoing | | | |
| MP/SAU/10/003, MP/SAU/07/002 NATIONAL PHASE-OUT PLAN | 10/08 | 1,430,000 | 1,104,256 |
| MP/SAU/10/004 PHASE-OUT OF HCFC AND HCFC-142B FROM THE MANUFACTURE OF EXTRUDED POLYSTYRENE PANEL AT LINE#2 IN ARABIAN CHEMICAL COMPANY | 10/12 | 615,323 | 16,192 |
| MP/SAU/10/005 PHASE-OUT OF HCFC AND HCFC-142B FROM THE MANUFACTURE OF EXTRUDED POLYSTYRENE PANEL AT A-WATANIA PLASTICS | 10/12 | 1,103,578 | 6,053 |
| MP/SAU/10/002, MP/SAU/10/001, MP/SAU/08/001 PREPARATION OF A HCFC PHASE-OUT MANAGEMENT PLAN | 10/05 | 290,000 | 270,659 |
| SENEGAL | | | |
| Ongoing | | | |
| MP/SEN/11/001 HCFC PHASE-OUT MANAGEMENT PLAN (STAGE I, FIRST TRANCHE) | 11/11 | 200,000 | 0 |

| Project number Project title | Approval date | Budget | Delivery |
|---|--------------------------|---------------|-----------------|
| SERBIA | | | |
| Ongoing | | | |
| MP/SRB/11/002, MP/SRB/09/001 EXTENSION OF INSTITUTIONAL STRENGTHENING PROJECT (PHASE II) | 11/11 | 262,600 | 70,662 |
| MP/SRB/10/006 HCFC PHASE-OUT MANAGEMENT PLAN (STAGE I, FIRST TRANCHE) | 10/12 | 360,130 | 53 |
| MP/YUG/04/074, MP/YUG/06/005, MP/SRB/10/003, MP/SRB/10/001, MP/YUG/05/005 NATIONAL CFC PHASE-OUT PLAN (SECOND TRANCHE) | 04/07 | 2,501,222 | 1,446,498 |
| TF/SRB/08/002 TERMINAL CTC PHASE-OUT PROJECT | 09/01 | 49,324 | 48,986 |
| SIERRA LEONE | | | |
| Ongoing | | | |
| MP/SIL/11/007 HCFC PHASE-OUT MANAGEMENT PLAN (STAGE I, FIRST TRANCHE) | 11/11 | 50,000 | 0 |
| SOMALIA | | | |
| Ongoing | | | |
| MP/SOM/10/001 PREPARATION OF A HCFC PHASE-OUT MANAGEMENT PLAN | 10/05 | 85,000 | 48,471 |
| SOUTH AFRICA | | | |
| Ongoing | | | |
| MP/SAF/09/005 PREPARATION FOR HCFC PHASE-OUT INVESTMENT ACTIVITIES (POLYURETHANE FOAM SECTOR) | 09/12 | 150,000 | 127,215 |
| MP/SAF/08/003 PREPARATION OF HCFC PHASE-OUT MANAGEMENT PLAN | 08/04 | 195,000 | 106,743 |
| SUDAN* | | | |
| Ongoing | | | |
| MP/SUD/09/004, MP/SUD/07/010 NATIONAL CFC/CTC PHASE-OUT PLAN (THIRD TRANCHE) | 09/07 | 420,000 | 405,438 |
| MP/YUG/07/001, MP/SUD/09/007, MP/SUD/09/006 PREPARATION FOR HCFC PHASE-OUT INVESTMENT ACTIVITIES (POLYURETHANE FOAM SECTOR) | 07/06 | 322,000 | 95,417 |
| MP/SUD/08/004, MP/MOR/08/004, MP/SUD/09/008 PREPARATION OF A HCFC PHASE-OUT MANAGEMENT PLAN (ADDITIONAL FUNDING) | 08/08 | 548,427 | 519,533 |

* Refers to Montreal Protocol projects signed with the Government of Sudan between 2007 and 2010 and includes services delivered within the borders of Sudan prevailing at that time

| Project number Project title | Approval date | Budget | Delivery |
|---|--------------------------|---------------|-----------------|
| MP/SUD/10/002 UMBRELLA PROJECT FOR THE PHASE-OUT OF HCFC-141B FROM THE POLYURETHANE (PU) RIGID FOAM PRODUCTION IN THE MANUFACTURING OF DOMESTIC REFRIGERATORS, COMMERCIAL REFRIGERATORS AND PU INSULATED COMPOSITE PANELS (MODERN, AMIN, COLDAIR, AKADABI) | 10/12 | 1,056,341 | 61 |
| SURINAME | | | |
| Ongoing | | | |
| MP/SUR/11/001 HCFC PHASE-OUT MANAGEMENT PLAN (STAGE I, FIRST TRANCHE) | 11/11 | 68,000 | 0 |
| SYRIAN ARAB REPUBLIC | | | |
| Ongoing | | | |
| MP/SYR/05/005 DEMONSTRATION PROJECT ON THE REPLACEMENT OF CFC CENTRIFUGAL CHILLERS | 05/12 | 585,961 | 559,395 |
| MP/SYR/09/001 EXTENSION OF INSTITUTIONAL STRENGTHENING (PHASE IV) | 09/08 | 152,867 | 36,721 |
| MP/SYR/06/001 METHYL BROMIDE NATIONAL PHASE-OUT PLAN (SOIL FUMIGATION) | 06/07 | 240,000 | 180,732 |
| MP/SYR/06/002, MP/SYR/09/002, MP/SYR/08/002 NATIONAL CFC PHASE-OUT PLAN (SECOND TRANCHE) | 06/07 | 754,050 | 616,893 |
| MP/SYR/10/004 PHASE OUT OF HCFC-22 AND HCFC-141B FROM THE MANUFACTURE OF UNITARY AIRCONDITIONING EQUIPMENT AND POLYURETHANE INSULATION PANELS AT AL HAFEZ GROUP | 10/12 | 1,465,361 | 18,467 |
| MP/SYR/10/001, MP/SYR/08/001 PREPARATION OF A HCFC PHASE-OUT MANAGEMENT PLAN | 10/09 | 176,250 | 105,123 |
| THE FORMER YUGOSLAV REPUBLIC OF MACEDONIA | | | |
| Ongoing | | | |
| MP/MCD/11/003, MP/MCD/10/001 HCFC PHASE-OUT MANAGEMENT PLAN (PHASE I, FIRST TRANCHE) | 11/08 | 96,000 | 69,481 |
| MP/MCD/11/001 HCFC PHASE-OUT MANAGEMENT PLAN (STAGE I, SECOND TRANCHE) | 11/05 | 26,000 | 26,000 |
| MP/MCD/09/002 TERMINAL PHASE-OUT MANAGEMENT PLAN FOR CFCS (FIFTH TRANCHE) | 09/12 | 15,000 | 4,585 |
| TOGO | | | |
| Ongoing | | | |
| MP/TOG/10/001 HCFC PHASE-OUT MANAGEMENT PLAN (STAGE I, FIRST TRANCHE) | 10/12 | 200,000 | 101,828 |

| Project number Project title | Approval date | Budget | Delivery |
|--|--------------------------|---------------|-----------------|
| TUNISIA | | | |
| Ongoing | | | |
| MP/TUN/09/003 PREPARATION FOR HCFC PHASE-OUT INVESTMENT ACTIVITIES (POLYURETHANE FOAM SECTOR) | 09/07 | 65,000 | 11,260 |
| MP/TUN/08/001 PREPARATION OF A HCFC PHASE-OUT MANAGEMENT PLAN | 08/08 | 150,000 | 71,814 |
| TURKEY | | | |
| Ongoing | | | |
| MP/TUR/09/004, MP/TUR/11/002 EXTENSION OF INSTITUTIONAL STRENGTHENING PROJECT (PHASE V) | 09/08 | 455,000 | 203,272 |
| MP/TUR/09/006, MP/TUR/08/003 PREPARATION OF A HCFC PHASE-OUT MANAGEMENT PLAN | 09/08 | 345,000 | 260,617 |
| MP/TUR/10/003 UMBRELLA PROJECT FOR THE PHASE-OUT OF HCFC-14 1B FROM THE POLYURETHANE (PU) RIGID FOAM PRODUCTION IN THE MANUFACTURING OF PU INSULATED SANDWICH PANELS AND PHASE-OUT HCFC-142B AND HCFC-22 IN THE MANUFACTURE OF EXTRUDED POLYSTYRENE | 10/12 | 7,713,490 | 1,411,851 |
| TURKMENISTAN | | | |
| Ongoing | | | |
| MP/TUK/10/001 HCFC PHASE-OUT MANAGEMENT PLAN (STAGE I, FIRST TRANCHE) | 10/12 | 309,050 | 6,115 |
| MP/TUK/09/001 TECHNICAL ASSISTANCE FOR THE ELIMINATION OF METHYL BROMIDE IN POST HARVEST SECTOR | 08/05 | 15,000 | 13,659 |
| URUGUAY | | | |
| Ongoing | | | |
| MP/URU/10/002 PREPARATION FOR HCFC PHASE-OUT INVESTMENT ACTIVITIES (REFRIGERATION MANUFACTURING SECTOR) | 10/05 | 50,000 | 30,270 |
| VENEZUELA (BOLIVARIAN REPUBLIC OF) | | | |
| Ongoing | | | |
| MP/VEN/11/001 HCFC PHASE-OUT MANAGEMENT PLAN (STAGE I, FIRST TRANCHE) | 11/05 | 654,854 | 252,588 |
| MP/VEN/07/002, MP/VEN/09/001 NATIONAL CFC PHASE-OUT PLAN: 2009 WORK PROGRAMME | 07/04 | 2,585,296 | 2,515,316 |
| MP/VEN/10/001 PREPARATION FOR HCFC PHASE-OUT INVESTMENT ACTIVITIES (FOAM SECTOR) | 10/05 | 100,000 | 95,745 |

| Project number Project title | Approval date | Budget | Delivery |
|--|--------------------------|---------------|-----------------|
| MP/VEN/10/002 PREPARATION FOR HCFC PHASE-OUT INVESTMENT ACTIVITIES (REFRIGERATION AND AIR CONDITIONING MANUFACTURING SECTOR) | 10/05 | 100,000 | 99,684 |
| MP/VEN/08/001 PREPARATION OF A HCFC PHASE-OUT MANAGEMENT PLAN | 08/08 | 173,750 | 173,032 |
| YEMEN | | | |
| Ongoing | | | |
| MP/YEM/10/001, MP/YEM/08/001 NATIONAL ODS PHASE-OUT PLAN (FIRST TRANCHE) | 10/05 | 1,370,500 | 1,220,321 |
| MP/YEM/08/002, MP/YEM/11/001 PREPARATION FOR HCFC PHASE-OUT INVESTMENT ACTIVITIES (RIGID UNIDO POLYURETHANE FOAM COMPONENT) | 08/08 | 130,000 | 18,333 |
| ZAMBIA | | | |
| Ongoing | | | |
| MP/ZAM/11/001 HCFC PHASE-OUT MANAGEMENT PLAN (STAGE I, FIRST TRANCHE) | 11/08 | 70,000 | 0 |
| MP/ZAM/08/002 TECHNICAL ASSISTANCE FOR THE TOTAL PHASE OUT OF METHYL BROMIDE IN TOBACCO, CUT FLOWERS, HORTICULTURE AND POST HARVEST USES | 08/12 | 289,548 | 208,485 |
| AFRICA REGION | | | |
| Ongoing | | | |
| MP/RAF/06/010 STRATEGIC DEMONSTRATION PROJECT FOR ACCELERATED CONVERSION OF CFC CHILLERS IN 5 AFRICAN COUNTRIES (CAMEROON, EGYPT, NAMIBIA, NIGERIA AND SUDAN) | 06/04 | 747,500 | 666,991 |
| ARAB REGION | | | |
| Ongoing | | | |
| MP/RAB/08/002 REGIONAL DEMONSTRATION PROJECT ON ALTERNATIVES TO THE USE OF METHYL BROMIDE FOR TREATMENT OF HIGH MOISTURE DATES (ALGERIA AND TUNISIA) | 08/05 | 306,812 | 110,511 |
| EUROPE AND NIS REGION | | | |
| Ongoing | | | |
| MP/RER/05/010 DEMONSTRATION PROJECT ON THE REPLACEMENT OF CFC CENTRIFUGAL CHILLERS (CROATIA, MACEDONIA, ROMANIA, SERBIA AND MONTENEGRO) | 05/12 | 1,069,074 | 905,370 |

| Project number Project title | Approval date | Budget | Delivery |
|--|--------------------------|---------------|-----------------|
| GLOBAL | | | |
| Ongoing | | | |
| MP/GLO/11/011 MOBILIZING CO-FINANCING FOR MULTILATERAL FUND FUNDED PROJECTS BASED ON THE "MONETIZATION" OF CLIMATE BENEFITS | 11/05 | 200,000 | 24,487 |
| C. OTHER PROJECTS | | | |
| ALBANIA | | | |
| Ongoing | | | |
| FB/ALB/09/004 NATIONAL CLEANER PRODUCTION PROGRAMME FOR ALBANIA RESULT 5.1.2 OF THE ONE UN PROGRAMME FOR ALBANIA | 09/09 | 460,749 | 381,212 |
| ALGERIA | | | |
| Ongoing | | | |
| TE/ALG/11/001 CREATION ET DEVELOPPEMENT DE CONSORTIUMS D'EXPORTATION D'ENTREPRISES INDUSTRIELLES DANS LE SECTEUR AGRO-ALIMENTAIRE | 11/10 | 171,503 | 0 |
| GF/ALG/09/001 DISPOSAL OF PCBs AND RELATED WASTES AND NATIONAL CAPACITY-BUILDING ON SOUND MANAGEMENT OF POPS AND OTHER HAZARDOUS WASTES | 09/06 | 260,000 | 240,663 |
| ANGOLA | | | |
| Ongoing | | | |
| TF/ANG/10/001, US/ANG/08/001, US/ANG/08/002 TECHNICAL ASSISTANCE FOR ANGOLA'S ENTREPRENEURSHIP CURRICULA IN SECONDARY SCHOOLS PROGRAMME | 10/01 | 1,592,920 | 768,573 |
| ARGENTINA | | | |
| Ongoing | | | |
| SF/ARG/04/001 ASSISTANCE TO CENTRO DE INVESTIGACIONES TEXTILES (CIT), SAN MARTIN, BUENOS AIRES | 04/03 | 207,047 | 201,869 |
| TF/ARG/10/002 PHASE-OUT OF HCFC 22 IN THE ROOM AND UNITARY AIR CONDITIONING EQUIPMENT | 11/03 | 300,000 | 8,340 |
| ARMENIA | | | |
| Ongoing | | | |
| TF/ARM/09/001, TF/ARM/09/A01, TF/ARM/09/B01 SUSTAINABLE LIVELIHOOD FOR SOCIALLY VULNERABLE REFUGEES, INTERNALLY DISPLACED AND LOCAL FAMILIES, ARMENIA | 09/04 | 822,499 | 601,800 |

| Project number Project title | Approval date | Budget | Delivery |
|---|--------------------------|---------------|-----------------|
| GF/ARM/08/002 TECHNICAL ASSISTANCE FOR ENVIRONMENTALLY SUSTAINABLE MANAGEMENT OF PCBS AND OTHER POPS WASTE IN THE REPUBLIC OF ARMENIA | 08/11 | 805,000 | 743,401 |
| AZERBAIJAN | | | |
| Ongoing | | | |
| GF/AZE/10/001, XP/AZE/11/001 ENVIRONMENTALLY SOUND MANAGEMENT AND DISPOSAL OF POLYCHLORIN | 10/05 | 2,145,000 | 697,010 |
| TE/AZE/08/001 TRADE CAPACITY-BUILDING FOR AZERBAIJAN TO REAP THE BENEFITS OF ACCESSION TO THE WTO - PREPARATORY ASSISTANCE | 08/01 | 19,573 | 11,723 |
| BANGLADESH | | | |
| Ongoing | | | |
| US/BGD/11/001 SOLAR MICRO-UTILITY ENTERPRISES FOR PROMOTING RURAL ENERGY AND PRODUCTIVE USES IN BANGLADESH | 11/09 | 265,487 | 19,762 |
| BELARUS | | | |
| Completed | | | |
| XP/BYE/06/001 STRENGTHENING THE NATIONAL SYSTEM OF TECHNOLOGY TRANSFER IN THE REPUBLIC OF BELARUS ON THE BASIS OF APPLICATION OF INFORMATION AND COMMUNICATION TECHNOLOGIES (PHASE II) | 06/04 | 58,081 | 55,131 |
| BHUTAN | | | |
| Ongoing | | | |
| TE/BHU/10/002 ENHANCED INTEGRATED FRAMEWORK: CONFORMITY ASSESSMENT CAPACITY-BUILDING IN BHUTAN - PREPARATORY ASSISTANCE | 10/08 | 43,227 | 43,815 |
| UE/BHU/11/001 ENTREPRENEURSHIP DEVELOPMENT IN CREATIVE INDUSTRIES (CIS TO SUPPORT THE PRODUCTIVE SECTOR IMPACTING ON COMMUNITY-BASED TOURISM FOR JOB CREATION AND POVERTY REDUCTION - PHASE 2 | 11/10 | 605,305 | 34,531 |
| UE/BHU/08/001, XP/BHU/10/001 PILOT PROGRAMME FOR THE PROMOTION OF CULTURE-BASED CREATIVE INDUSTRIES FOR POVERTY REDUCTION, COMMUNITY VITALIZATION, AND YOUTH AND WOMEN'S (SELF) EMPLOYMENT | 08/12 | 307,387 | 311,300 |

| Project number Project title | Approval date | Budget | Delivery |
|--|----------------------|---------------|-----------------|
| BOLIVIA (PLURINATIONAL STATE OF) | | | |
| Ongoing | | | |
| FM/BOL/09/002 FORTALECIMIENTO DE LA CAPACIDAD DE RESPUESTA LOCAL PARA LA EJECUCION INTERSECTORAL DEL PMD-C | 09/12 | 244,843 | 190,928 |
| FM/BOL/09/001 THE INTEGRATION OF INDIGENOUS ANDEAN PRODUCERS INTO NEW NATIONAL AND INTERNATIONAL VALUE CHAINS | 09/11 | 1,047,429 | 412,574 |
| FM/BOL/08/001 THE PRODUCTIVE PATRIMONIAL ASSETS BUILDING AND CITIZENSHIP PROGRAMME FOR WOMEN IN EXTREME POVERTY | 08/12 | 1,051,511 | 1,004,221 |
| BOSNIA AND HERZEGOVINA | | | |
| Ongoing | | | |
| UE/BIH/10/001 NATIONAL CLEANER PRODUCTION PROGRAMME IN BOSNIA AND HERZEGOVINA - PREPARATORY ASSISTANCE RELATED TO PROJECT DEVELOPMENT AND FORMULATION | 10/12 | 52,562 | 18,886 |
| BOTSWANA | | | |
| Ongoing | | | |
| GF/BOT/03/011 ENABLING ACTIVITIES TO FACILITATE EARLY ON THE IMPLEMENTATION OF THE STOCKHOLM CONVENTION ON PERSISTENT ORGANIC POLLUTANTS (POPS) IN BOTSWANA | 03/10 | 456,000 | 452,395 |
| DZ/BOT/09/001 IMPROVING INDUSTRIAL GOVERNANCE IN BOTSWANA: ADVISORY AND CAPACITY BUILDING SUPPORT FOR THE FORMULATION OF A NEW INDUSTRIAL POLICY | 10/01 | 94,200 | 92,600 |
| BURKINA FASO | | | |
| Ongoing | | | |
| GF/BKF/10/002, YA/BKF/10/001 PROMOTING ENERGY EFFICIENCY TECHNOLOGIES IN BEER BREWING SECTOR IN BURKINA FASO - PREPARATORY ASSISTANCE | 10/01 | 49,000 | 33,596 |
| BURUNDI | | | |
| Ongoing | | | |
| SF/BDI/07/001, US/BDI/09/001, XP/BDI/08/001 ENERGY FOR PRODUCTIVE USES: A DEMONSTRATION PROJECT PROMOTING RENEWABLE ENERGY FOR INDUSTRIAL DEVELOPMENT | 07/10 | 846,954 | 831,603 |
| YA/BDI/11/003 TRADE CAPACITY-BUILDING FOR BURUNDI: IMPROVING BURUNDI'S SPS COMPLIANCE FOR TRADE - PREPARATORY ASSISTANCE | 11/12 | 29,396 | 29,396 |

| Project number Project title | Approval date | Budget | Delivery |
|---|--------------------------|---------------|-----------------|
| CAMBODIA | | | |
| Ongoing | | | |
| GF/CMB/11/002 ENVIRONMENTALLY-SOUND MANAGEMENT OF PCBS - PPA | 11/05 | 50,000 | 39,476 |
| TF/CMB/10/002 IDENTIFICATION, ASSESSMENT AND PRIORITIZATION OF POLLUTION "HOT SPOTS" AND TRANSFER OF ENVIRONMENTALLY-SOUND TECHNOLOGIES IN THE CAMBODIAN SECTION | 11/02 | 402,387 | 276,132 |
| GF/CMB/11/001 REDUCING GREENHOUSE GAS EMISSIONS THROUGH IMPROVED ENERGY EFFICIENCY IN THE INDUSTRIAL SECTOR | 11/04 | 1,240,000 | 114,352 |
| CAMEROON | | | |
| Ongoing | | | |
| FC/RAF/09/032, SF/CMR/09/004 IMPROVING THE INCOME GENERATING POTENTIAL OF THE OIL PALM IN WEST AND CENTRAL AFRICAN REGION - CAMEROON CONTRIBUTION | 09/12 | 965,430 | 606,285 |
| EE/CMR/08/002, EE/CMR/08/A02, EE/CMR/08/B02 PROGRAMME PILOTE D'APPUI A LA MISE A NIVEAU, LA NORMALISATION ET LA QUALITE AU CAMEROUN | 08/05 | 3,974,003 | 2,579,799 |
| CAPE VERDE | | | |
| Ongoing | | | |
| FB/CVI/09/001, FB/CVI/09/A01, FB/CVI/09/B01, FB/CVI/09/C01, FB/CVI/09/D01, FB/CVI/09/E01, US/CVI/09/002, US/CVI/10/003, YA/CVI/11/001 IMPLEMENTATION STRATEGY FOR ENTREPRENEURSHIP CURRICULUM PROGRAMME IN GENERAL AND TECHNICAL SECONDARY EDUCATION OF CAPE VERDE | 09/06 | 1,346,832 | 976,906 |
| CHAD | | | |
| Ongoing | | | |
| GF/CHD/09/002, YA/CHD/10/001 PROMOTING RENEWABLE ENERGY BASED MINI-GRIDS FOR RURAL ELECTRIFICATION AND PRODUCTIVE USES IN CHAD (PPG) | 09/05 | 73,536 | 71,537 |
| CHINA | | | |
| Ongoing | | | |
| FM/CPR/08/B03 CHINA CLIMATE CHANGE PARTNERSHIP FRAMEWORK - CCPF FORUM | 11/06 | 106,613 | 101,993 |
| XP/CPR/11/002 ENVIRONMENTALLY-SOUND MANAGEMENT AND DISPOSAL OF OBSOLETE POPS PESTICIDES AND OTHER POPS WASTES IN CHINA | 11/06 | 10,000 | 6,474 |
| US/CPR/11/003 | 11/06 | 265,487 | 138,583 |

| Project number Project title | Approval date | Budget | Delivery |
|---|--------------------------|---------------|-----------------|
| FUEL EFFICIENCY STRATEGIES FOR THE CHINESE AUTOMOTIVE INDUSTRY US/CPR/11/001 UNIDO-CHINA FOOD QUALITY, SAFETY AND TESTING TRAINING FACILITY Completed | 11/04 | 44,248 | 6,698 |
| XP/CPR/10/008 COUNTRY EVALUATION CHINA | 10/11 | 66,216 | 67,667 |
| COLOMBIA | | | |
| Ongoing | | | |
| FB/COL/10/002 STRENGTHENING NATIONAL GOVERNANCE FOR SAICM IMPLEMENTATION IN COLOMBIA | 10/06 | 231,296 | 176,154 |
| SF/COL/11/001 STRENGTHENING THE NATIONAL CAPACITIES TO SUPPORT MICRO, SMALL AND MEDIUM ENTERPRISES (MSMES) AND TO PROMOTE RENEWABLE ENERGY PROJECTS | 11/06 | 162,259 | 67,780 |
| SF/COL/08/002, SF/COL/10/003, SF/COL/10/004 UNIDO GLOBAL MERCURY PROJECT-2 (GMP-2), INTRODUCTION OF CLEANER ARTISANAL GOLD MINING AND EXTRACTION TECHNOLOGIES | 09/07 | 456,285 | 412,321 |
| COMOROS | | | |
| Ongoing | | | |
| FB/COI/11/003, XP/COI/11/004 APPUI A LA PERENNISATION DE LA PAIX PAR LA PROMOTION DE L'EMPLOI DES JEUNES AUX COMORES (APROJEC), COMPOSANTE 3.2, 3.2, 3.6 | 11/06 | 244,953 | 150,311 |
| DZ/COI/11/001, XP/COI/11/002 PROMOTION DES CONDITIONS ECONOMIQUES ET SOCIALES DES JEUNES ET DES FEMMES DANS L'ILE DE MWALI AU TRAVERS DE L'APPUI A L'AGRICULTURE | 11/02 | 498,333 | 463,791 |
| CÔTE D'IVOIRE | | | |
| Ongoing | | | |
| EE/IVC/10/001, EE/IVC/10/A01 AMELIORATION DE LA COMPETITIVITE DES ENTREPRISES IVOIRIENNES DES SECTEURS D'EXPORTATION NON TRADITIONNELS | 10/06 | 2,224,836 | 674,270 |
| YA/IVC/11/001 PROGRAMME DE GOUVERNANCE INDUSTRIELLE POUR LA CÔTE D'IVOIRE | 11/09 | 137,174 | 20,088 |
| TE/IVC/08/003, TF/IVC/10/004, TF/IVC/10/A04 PROGRAMME FOR YOUTH TRAINING FOR POST-CONFLICT AND PEACEBUILDING | 08/12 | 3,873,228 | 1,348,887 |
| EE/IVC/08/004, TE/IVC/10/005, YA/IVC/11/005 PROJECT DE RESTRUCTURATION DU DISPOSITIF DE CLASSEMENT DE LA FIBRE DE COTON EN CÔTE D'IVOIRE | 09/01 | 1,318,044 | 1,250,117 |

| Project number Project title | Approval date | Budget | Delivery |
|---|--------------------------|---------------|-----------------|
| ° GF/IVC/10/003, YA/IVC/10/002 PROMOTING RENEWABLE ENERGY-BASED GRIDS IN RURAL COMMUNITIES FOR PRODUCTIVE USES IN CÔTE D'IVOIRE - PREPARATORY ASSISTANCE | 10/03 | 98,679 | 96,533 |
| CROATIA | | | |
| Ongoing | | | |
| TF/CRO/10/001 PHASE-OUT OF HCFC-141B FROM THE MANUFACTURING OF POLYURETHANE RIGID AND INTEGRAL SKIN FOAMS AT POLY-MIX | 10/08 | 210,000 | 155,902 |
| CUBA | | | |
| Ongoing | | | |
| XP/CUB/11/001 COUNTRY EVALUATION CUBA | 11/03 | 45,333 | 2,105 |
| GP/CUB/05/001 GENERATION AND DELIVERY OF RENEWABLE ENERGY BASED MODERN ENERGY SERVICES; THE CASE OF ISLA DE LA JUVENTUD | 05/07 | 3,900,000 | 3,377,536 |
| DEMOCRATIC PEOPLE'S REPUBLIC OF KOREA | | | |
| Ongoing | | | |
| TF/DRK/07/003 INTEGRATED PROGRAMME FOR DPR KOREA - COMPONENT 1 (BABY FOOD PROCESSING) | 07/12 | 288,035 | 286,187 |
| SE/DRK/07/001 INTERNATIONAL CONSULTANT TO ASSIST IN AND FACILITATE THE IMPLEMENTATION OF THE INTEGRATED PROGRAMME OF THE DEMOCRATIC PEOPLE'S REPUBLIC OF KOREA | 07/03 | 580,720 | 533,713 |
| ECUADOR | | | |
| Ongoing | | | |
| GF/ECU/10/002, GF/ECU/11/004, XP/ECU/10/001 INDUSTRIAL ENERGY EFFICIENCY IN ECUADOR - PREPARATORY ASSISTANCE | 10/03 | 1,062,883 | 115,556 |
| TE/ECU/11/001 TRACEABILITY PROGRAMME FOR THE AGRO-INDUSTRIAL SECTOR - PREPARATORY ASSISTANCE | 11/03 | 71,429 | 19,576 |
| EGYPT | | | |
| Ongoing | | | |
| FB/EGY/09/005 ASSESSMENT AND CAPACITY-BUILDING IN CHEMICALS WASTE MANAGEMENT IN EGYPT | 09/06 | 231,480 | 174,357 |
| TF/EGY/10/006 ASSOCIATE EXPERT/JPO MR. MATTEO VALENZA | 10/09 | 218,210 | 149,463 |

| Project number Project title | Approval date | Budget | Delivery |
|--|--------------------------|---------------|-----------------|
| FM/EGY/08/004 CLIMATE CHANGE RISK MANAGEMENT IN EGYPT | 08/10 | 467,831 | 272,269 |
| UE/EGY/09/003 INDUSTRIAL ENERGY EFFICIENCY IN EGYPT | 09/03 | 96,227 | 30,216 |
| XP/EGY/10/002 PROMOTION OF THE CREATIVE INDUSTRIES THROUGH ENTERPRISE DEVELOPMENT FOR POVERTY REDUCTION IN EGYPT - PREPARATORY ASSISTANCE | 10/07 | 35,352 | 31,718 |
| FM/EGY/09/006, FM/EGY/09/A06 PRO-POOR HORTICULTURE VALUE CHAINS IN UPPER EGYPT | 09/11 | 1,586,500 | 857,079 |
| FM/EGY/09/004 THE DAHSHUR WORLD HERITAGE SITE MOBILIZATION FOR CULTURAL HERITAGE FOR COMMUNITY DEVELOPMENT | 09/04 | 318,451 | 208,541 |
| US/EGY/10/005, US/EGY/10/A05 UPGRADING THE MEDICINAL AND AROMATIC PLANTS VALUE CHAIN - ACCESS TO EXPORT MARKETS | 10/11 | 959,248 | 362,470 |
| EL SALVADOR | | | |
| Ongoing | | | |
| FB/ELS/09/001 LIFE CYCLE ANALYSIS OF CHEMICAL SUBSTANCES | 09/04 | 228,426 | 206,576 |
| FM/ELS/09/002 PROGRESSIVE AND SUSTAINABLE HOUSING IN SAN SALVADOR | 09/12 | 624,500 | 495,908 |
| ERITREA | | | |
| Ongoing | | | |
| TF/ERI/11/001 COMMUNITY LIVELIHOODS AND MICRO-INDUSTRY SUPPORT PROJECT FOR COMMUNITIES AFFECTED BY NATURAL DISASTERS IN THE NORTHERN RED SEA REGION | 11/02 | 884,956 | 7,202 |
| GF/ERI/07/001 ENABLING ACTIVITIES TO FACILITATE EARLY ACTION ON THE IMPLEMENTATION OF THE STOCKHOLM CONVENTION ON PERSISTENT ORGANIC POLLUTANTS (POPS) IN ERITREA | 07/03 | 346,500 | 324,304 |
| ETHIOPIA | | | |
| Ongoing | | | |
| TF/ETH/11/004 ASSOCIATE EXPERT FOR ETHIOPIA - MS. ELISA SABBION | 11/10 | 142,230 | 33,455 |
| XP/ETH/10/004, YA/ETH/11/005 CATALYZING AGRIBUSINESS INVESTMENT IN ETHIOPIA THROUGH PROMOTION OF AGRO-INDUSTRIAL PARKS - PREPARATORY ASSISTANCE | 10/09 | 35,149 | 21,938 |
| FM/ETH/09/001, FM/ETH/10/002, FM/ETH/10/A02 EDIBLE OIL VALUE CHAIN ENHANCEMENT | 09/06 | 839,908 | 508,104 |
| YA/ETH/11/002 ESTABLISHMENT OF SIX BUSINESS INFORMATION CENTRES IN ETHIOPIA TO PROMOTE PRIVATE SECTOR DEVELOPMENT AND INFORMATION AND COMMUNICATION | 11/09 | 23,256 | 12,213 |

| Project number Project title | Approval date | Budget | Delivery |
|---|--------------------------|---------------|-----------------|
| TECHNOLOGIES - PREPARATORY ASSISTANCE ENHANCEMENT - PREPARATORY ASSISTANCE YA/ETH/11/001 | 11/08 | 37,803 | 11,481 |
| IMPROVING LIVELIHOODS OF CHRONICALLY FOOD INSECURE HOUSEHOLDS IN ETHIOPIA THROUGH VALUE CHAIN DEVELOPMENT AND FACILITATION OF FINANCE - PREPARATORY ASSISTANCE YA/ETH/11/003 | 11/11 | 30,000 | 29,374 |
| THE ROLE OF CACTUS (OPUNTIA FICUS-INDICA L.) IN RESTORATION OF DEGRADED LAND IN IMPROVING INCOME OF THE RURAL POOR COMMUNITIES IN THE SEMIARID AREAS OF NORTHERN ETHIOPIA - PREPARATORY ASSISTANCE | | | |
| GAMBIA | | | |
| Ongoing | | | |
| GF/GAM/11/001, YA/GAM/11/002 PROMOTING RENEWABLE ENERGY BASED MINI-GRIDS FOR PRODUCTIVE USES IN RURAL AREAS IN THE GAMBIA | 11/07 | 1,763,190 | 36,405 |
| GHANA | | | |
| Ongoing | | | |
| TF/GHA/09/001 ENHANCING HUMAN SECURITY THROUGH DEVELOPING LOCAL CAPACITIES FOR HOLISTIC COMMUNITY-BASED CONFLICT PREVENTION IN NORTHERN GHANA | 09/01 | 44,000 | 19,569 |
| XP/GHA/11/001 GHANA NATIONAL SYSTEM OF INNOVATION (GNSI) SURVEY | 11/02 | 106,290 | 37,054 |
| YA/GHA/11/002 GHANA NATIONAL SYSTEM OF INNOVATION (GNSI) SURVEY | 11/12 | 32,612 | 32,612 |
| GRENADA | | | |
| Ongoing | | | |
| UE/GRN/05/001 CARIBBEAN SOLAR FINANCING PROGRAMME (CSFP) IN GRENADA | 05/11 | 260,884 | 267,037 |
| GUATEMALA | | | |
| Ongoing | | | |
| XP/GUA/07/001 PROGRAMMING MISSION FOR IP GUATEMALA, PHASE II | 07/08 | 41,475 | 33,776 |
| Completed | | | |
| US/GUA/02/106 INTEGRATED PROGRAMME TO SUPPORT THE PRODUCTIVE SECTOR OF GUATEMALA FOR THE PERIOD 1999-2004 - COMPONENT III: CONSTRUCTION OF CENAME LABORATORY BUILDING | 02/12 | 1,759,204 | 1,756,378 |

| Project number Project title | Approval date | Budget | Delivery |
|---|----------------------|---------------|-----------------|
| GUINEA | | | |
| Ongoing | | | |
| TF/GUI/06/002 LUTTE CONTRE LA PAUVRETE PAR LA CREATION D'EMPLOIS ET LA PROMOTION DU TEXTILE TRADITIONNEL. PROFESSIONNALISATION DES METIERS DU TEXTILE PAR LA FORMATION | 07/04 | 184,320 | 183,394 |
| GF/GUI/09/002, YA/GUI/10/001 PROMOTING DEVELOPMENT OF MULTI-PURPOSE MINI-HYDRO POWER SYSTEMS (FOR PROVISION OF ENERGY, IRRIGATION ETC.) IN REPUBLIC OF GUINEA - PREPARATORY ASSISTANCE | 09/06 | 94,995 | 88,534 |
| TF/GUI/05/001, YA/GUI/11/002 STRENGTHENING OF 3 COMMUNITY-BASED PRODUCTION CENTRES (CPC) | 05/06 | 1,371,176 | 1,377,071 |
| YA/GUI/11/001 TRAVEL OF THE GUINEAN MINISTER OF INDUSTRY COMMERCE AND SME | 11/04 | 9,037 | 8,764 |
| FB/GUI/10/002, FB/GUI/10/A02, FB/GUI/10/B02 UN PEACEBUILDING FUND - PROJET CONJOINT D'APPUI AU MOUVEMENT DE LA JEUNESSE ET A CERTAINS GROUPES DE JEUNES LES PLUS DESHERITES | 10/05 | 981,309 | 949,013 |
| HAITI | | | |
| Ongoing | | | |
| TE/HAI/11/001 "RECONSTRUIRE HAITI GRACE AU COMMERCE": ENHANCING EXTERNAL TRADE AS A MEANS OF INCOME GENERATION THROUGH SUPPORT TO STANDARDIZATION AND QUALITY PROMOTION - PREPARATORY ASSISTANCE | 11/04 | 45,926 | 37,287 |
| XP/HAI/10/001 POST-DISASTER NEEDS ASSESSMENT (PDNA) AND RECOVERY FRAMEWORK, HAITI EARTHQUAKE 2010 - PREPARATORY ASSISTANCE | 10/03 | 48,184 | 45,766 |
| XP/HAI/08/001 PROGRAMME DE COMPETITIVITE ET RENFORCEMENT DES CAPACITES D'EXPORTATION POUR L'INTEGRATION REGIONALE DE LA REPUBLIQUE D'HAITI | 08/01 | 55,086 | 54,249 |
| HONDURAS | | | |
| Ongoing | | | |
| FM/HON/08/003 PROGRAMA CONJUNTO EN AGUA Y SANEAMIENTO - HONDURAS | 08/09 | 361,816 | 321,051 |
| INDIA | | | |
| Ongoing | | | |
| GF/IND/10/001 ENVIRONMENTALLY-SOUND MANAGEMENT AND FINAL DISPOSAL OF PCBS IN INDIA | 09/01 | 14,100,000 | 4,595,076 |

| Project number Project title | Approval date | Budget | Delivery |
|---|--------------------------|---------------|-----------------|
| GF/IND/11/004 ENVIRONMENTALLY-SOUND MANAGEMENT OF MEDICAL WASTES IN INDIA | 11/10 | 10,000,000 | 13,441 |
| GF/IND/09/005 ENVIRONMENTALLY-SOUND MANAGEMENT OF MEDICAL WASTES IN INDIA | 09/05 | 250,000 | 236,638 |
| XP/IND/11/003 INDEPENDENT MID-TERM EVALUATION OF THE INTERNATIONAL CENTRE | 11/09 | 26,063 | 18,337 |
| GF/IND/11/001, XP/IND/11/002 PROMOTING ENERGY EFFICIENCY AND RENEWABLE ENERGY IN SELECTED MICRO, SMALL AND MEDIUM ENTERPRISES (MSME) CLUSTERS IN INDIA | 11/03 | 7,192,098 | 5,612,169 |
| US/IND/10/002 TECHNOLOGY UPGRADATION AND PRODUCTIVITY ENHANCEMENT OF THE FOUNDRY INDUSTRY AT COIMBATORE AND BELGAUM | 11/12 | 884,956 | 21,200 |

INDONESIA

Ongoing

| | | | |
|---|-------|-----------|---------|
| GF/INS/11/001, XP/INS/11/002 INDUSTRIAL ENERGY EFFICIENCY THROUGH SYSTEM OPTIMIZATION AND ENERGY MANAGEMENT STANDARDS IN INDONESIA | 11/03 | 2,191,264 | 185,175 |
|---|-------|-----------|---------|

IRAN (ISLAMIC REPUBLIC OF)

Ongoing

| | | | |
|---|-------|---------|---------|
| SF/IRA/09/005 INDUSTRIAL ENERGY EFFICIENCY IN KEY SECTORS | 10/06 | 45,187 | 22,657 |
| XP/IRA/09/002 INDUSTRIAL ENERGY EFFICIENCY IN KEY SECTORS - PREPARATORY ASSISTANCE | 09/10 | 106,184 | 101,184 |

IRAQ

Ongoing

| | | | |
|--|-------|-----------|-----------|
| FB/IRQ/07/001 COMMUNITY LIVELIHOODS AND MICRO-INDUSTRY SUPPORT | 07/01 | 2,850,152 | 2,817,422 |
| FB/IRQ/10/005 DEVELOPING IRAQI AGRICULTURAL AND AGRO-INDUSTRIAL DATA, INFORMATION SYSTEMS AND ANALYTICAL CAPACITIES | 10/07 | 470,588 | 393,474 |
| TE/IRQ/08/004 DEVELOPMENT OF MICRO-INDUSTRIES FOR THE REINTEGRATION OF INTERNALLY DISPLACED PERSONS | 08/09 | 1,914,344 | 1,928,593 |
| TE/IRQ/10/006 ENHANCING INVESTMENTS TO IRAQ THROUGH INDUSTRIAL ZONE DEVELOPMENT | 10/11 | 3,684,281 | 456,265 |
| FB/IRQ/07/004, FB/IRQ/07/A04 ENTERPRISE DEVELOPMENT AND INVESTMENT PROMOTION IN THE SME SECTOR IN IRAQ (COMPONENT: ENTERPRISE | 07/07 | 2,862,980 | 2,825,127 |

| Project number Project title | Approval date | Budget | Delivery |
|--|--------------------------|---------------|-----------------|
| UPGRADING/GROWTH) FB/IRQ/09/007 ENTERPRISE DEVELOPMENT THROUGH INFORMATION AND COMMUNICATION TECHNOLOGY | 09/10 | 2,770,941 | 2,492,117 |
| TE/IRQ/09/010 INVESTMENT PROMOTION FOR IRAQ (IPI) | 09/12 | 2,579,675 | 1,429,651 |
| TF/IRQ/11/001 OPERATIONS AND INDUSTRIAL MAINTENANCE TRAINING ACADEMY | 11/05 | 1,492,916 | 435,075 |
| FB/IRQ/08/007, FB/IRQ/08/A07 PRIVATE SECTOR DEVELOPMENT PROGRAMME FOR IRAQ | 08/12 | 7,247,059 | 4,640,489 |
| TE/IRQ/09/B08 PROMOTION OF MICRO-INDUSTRIES FOR ACCELERATED AND SUSTAINABLE LIVELIHOOD RECOVERY - NINEWA GOVERNORATE OF IRAQ | 11/01 | 1,441,239 | 1,398,351 |
| FB/IRQ/07/003, FB/IRQ/07/A03 REHABILITATION OF THE DATE PALM SECTOR IN IRAQ | 07/05 | 2,949,721 | 2,886,414 |
| FB/IRQ/10/001, FB/IRQ/10/A01 REHABILITATION OF THE MOSUL DAIRY PLANT | 10/01 | 2,371,394 | 2,008,821 |
| FB/IRQ/09/004, FB/IRQ/09/A04, XP/IRQ/08/005 REHABILITATION OF THE SPECIALIZED INSTITUTE FOR ENGINEERING INDUSTRIES (SIEI) - PREPARATORY ASSISTANCE | 09/07 | 3,982,738 | 3,290,472 |
| XP/IRQ/11/003 SOCIAL MITIGATION PROGRAMME FOR STATE-OWNED ENTERPRISES (SOES) RESTRUCTURING - PREPARATORY ASSISTANCE | 11/06 | 30,129 | 28,472 |
| Completed | | | |
| FB/IRQ/07/005 SUPPORT FOR JOB CREATION AND SELF-EMPLOYMENT THROUGH PROMOTION OF MICRO-INDUSTRIES IN NINEWA GOVERNORATE OF IRAQ | 07/12 | 1,995,195 | 1,952,924 |
| JAMAICA | | | |
| Ongoing | | | |
| XP/JAM/09/001 PREPARATORY ASSISTANCE TO JAMAICA FISH EXPORT SECTOR TO OVERCOME BARRIERS TO TRADE TOWARDS THE EU (CONTINUATION OF XP/JAM/07/001 AND XP/JAM/07/A01) | 09/09 | 27,636 | 0 |
| KAZAKHSTAN | | | |
| Ongoing | | | |
| XP/KAZ/11/001 STRENGTHENING THE DAMU CENTRE FOR DEVELOPMENT OF INDUSTRIAL ENTERPRISES (CDIE) - PREPARATORY ASSISTANCE | 11/03 | 25,760 | 24,541 |

| Project number Project title | Approval date | Budget | Delivery |
|---|--------------------------|---------------|-----------------|
| KENYA | | | |
| Ongoing | | | |
| DG/KEN/10/009 CLIMATE CHANGE ADAPTATION BY USING RENEWABLE ENERGY POWER SYSTEMS FOR PRODUCTIVE USES IN THE REPUBLIC OF KENYA | 10/09 | 1,000,000 | 800,675 |
| TF/KEN/11/001 CRAFTING A GREEN FUTURE - BAMBOO IN THE CURIO AND SOUVENIR INDUSTRY OF KENYA | 11/02 | 1,327,434 | 1,167,049 |
| YA/KEN/11/007 KENYA INTEGRATED PROGRAMME, PHASE II - CAPACITY-BUILDING OF KENINVEST | 11/12 | 2,022 | 2,022 |
| Completed | | | |
| XP/KEN/07/003 IMPLEMENTATION OF 3 BIOMASS WASTE DIGESTERS IN SELECTED MILLENNIUM DISTRICTS (IN RURAL OFF-GRID AREAS) IN KENYA | 07/07 | 104,013 | 103,124 |
| KUWAIT | | | |
| Ongoing | | | |
| TE/KUW/11/002 STRENGTHENING EXPORT CAPACITIES OF MANUFACTURING SMES IN KUWAIT | 11/09 | 160,709 | 107,291 |
| KYRGYZSTAN | | | |
| Ongoing | | | |
| FB/KYR/10/001 ONE UN FUND KYRGYZSTAN, SUPPLY OF RELIABLE ENERGY TO RURAL FIRST AID STATIONS | 10/03 | 148,524 | 146,322 |
| LEBANON | | | |
| Ongoing | | | |
| FB/LEB/09/002, TE/LEB/10/002 COMMUNITY EMPOWERMENT AND LIVELIHOODS ENHANCEMENT PROJECT | 09/04 | 3,219,448 | 2,586,586 |
| TE/LEB/08/003 ENTERPRISE DEVELOPMENT AND INVESTMENT PROMOTION (EDIP) PROGRAMME FOR LEBANON | 08/09 | 341,875 | 244,463 |
| UE/LEB/09/001 EXTENSION OF THE LEBANESE CLEANER PRODUCTION CENTRE | 09/01 | 337,189 | 284,497 |
| US/LEB/06/002 INCREASE ACCESS TO EXPORT MARKETS FOR LEBANESE PRODUCTS AND IMPROVEMENT OF ITS QUALITY INFRASTRUCTURE TO INCREASE TBT/SPS COMPLIANCE | 06/10 | 1,939,508 | 2,093,158 |

| Project number Project title | Approval date | Budget | Delivery |
|--|--------------------------|---------------|-----------------|
| LIBERIA | | | |
| Ongoing | | | |
| GF/LIR/09/002, YA/LIR/10/001 INSTALLATION OF MULTI PURPOSE MINI-HYDRO INFRASTRUCTURE (FOR ENERGY AND IRRIGATION) - PREPARATORY ASSISTANCE | 09/07 | 102,025 | 89,042 |
| YA/LIR/11/002 PILOT GROWTH CENTRE IN HARPER | 11/12 | 48,749 | 48,749 |
| XP/LIR/10/002, YA/LIR/11/003 RAISING INCOME IN RURAL COMMUNITIES THROUGH SUPPORTING ARTISANAL FISHERY VALUE CHAIN AND MARKETING DEVELOPMENT - PREPARATORY ASSISTANCE | 10/09 | 27,991 | 15,166 |
| TF/LIR/11/001, TF/LIR/11/A01 REHABILITATION OF TRAINING CENTRES IN VULNERABLE COMMUNITIES IN LIBERIA | 11/02 | 1,769,912 | 1,152,314 |
| TE/LIR/09/003, XP/LIR/07/002 STANDARDS AND CONFORMITY ASSESSMENT INFRASTRUCTURE - PROJECT NO. 7 | 09/09 | 312,711 | 320,345 |
| LIBYA | | | |
| Ongoing | | | |
| DP/LIB/05/001 INDUSTRIAL RESEARCH CENTER - LABORATORY ACCREDITATION PROGRAMME | 05/06 | 1,183,103 | 938,237 |
| TF/LIB/08/003 PHASE-OUT OF METHYL BROMIDE IN HORTICULTURE: TOMATOES, CUCUMBERS, PEPPERS AND OTHERS (SECOND TRANCHE) | 09/04 | 500,000 | 357,973 |
| MALAWI | | | |
| Ongoing | | | |
| TE/MLW/08/001 CAPACITY-BUILDING FOR AFLATOXIN MANAGEMENT AND CONTROL IN GROUNDNUTS AND PAPRIKA IN MALAWI | 08/10 | 300,393 | 274,090 |
| FB/MLW/09/001 EMPOWERING POOR RURAL COMMUNITIES WITH LABOUR-SAVING TECHNOLOGIES FOR INCREASED LABOUR PRODUCTIVITY, FOOD PRODUCTION AND INCOME GENERATION | 09/12 | 575,097 | 494,696 |
| GF/MLW/03/004 ENABLING ACTIVITIES TO FACILITATE EARLY ACTION ON THE IMPLEMENTATION OF THE STOCKHOLM CONVENTION ON PERSISTENT ORGANIC POLLUTANTS (POPS) IN MALAWI | 03/02 | 496,500 | 492,175 |
| TE/MLW/11/001, YA/MLW/10/001 MARKET ACCESS AND TRADE FACILITATION SUPPORT FOR MALAWI, THROUGH STRENGTHENING INSTITUTIONAL AND NATIONAL CAPACITIES RELATED TO STANDARDS, METROLOGY, TESTING AND QUALITY (SMTQ) - PREPARATORY ASSISTANCE | 11/08 | 131,116 | 89,899 |
| YA/MLW/10/002 STRENGTHENING OF INDUSTRIAL AND TRADE STATISTICS DATABASE - PREPARATORY ASSISTANCE | 10/06 | 30,533 | 19,863 |

| Project number Project title | Approval date | Budget | Delivery |
|---|--------------------------|---------------|-----------------|
| MALAYSIA | | | |
| Ongoing | | | |
| GF/MAL/11/002, XP/MAL/11/001 INDUSTRIAL ENERGY EFFICIENCY FOR MALAYSIAN MANUFACTURING SECTOR (IEEMMS) | 11/06 | 4,216,324 | 34,031 |
| MALI | | | |
| Ongoing | | | |
| FB/MLI/08/001, FB/MLI/08/A01 PROJET D'APPUI A LA VALORISATION DES PRODUITS AGROPASTORAUX DANS LES REGIONS SUD (SEGOU ET SIKASSO) ET NORD (KIDAL) DU MALI | 08/04 | 1,031,950 | 1,012,584 |
| FB/MLI/11/002 REDUCING MERCURY RISKS FROM ARTISANAL AND SMALL SCALE GOLD MINING IN MALI | 11/08 | 220,000 | 4,000 |
| YA/MLI/11/001 TRADE CAPACITY-BUILDING FOR MALI (TCBM) - PREPARATORY ASSISTANCE | 11/06 | 43,447 | 22,053 |
| Completed | | | |
| XP/MLI/07/003 ASSITANCE TO AGRO-PROCESSING PILOT CENTRES | 07/05 | 19,119 | 18,216 |
| MEXICO | | | |
| Ongoing | | | |
| SF/MEX/06/001 ESTABLISHMENT OF A BAMBOO SKILLS DEVELOPMENT AND DEMONSTRATION CENTRE IN VERACRUZ | 07/12 | 899,007 | 526,421 |
| GF/MEX/09/001 INTEGRATED ASSESSMENT AND MANAGEMENT OF THE GULF OF MEXICO LARGE MARINE ECOSYSTEM | 09/01 | 4,502,500 | 2,604,794 |
| XP/MEX/11/005 INTEGRATED ASSESSMENT AND MANAGEMENT OF THE GULF OF MEXICO LARGE MARINE ECOSYSTEM | 11/06 | 75,214 | 56,394 |
| TF/MEX/08/002, TF/MEX/10/003 NATIONAL METHYL BROMIDE PHASE-OUT PLAN (SECOND TRANCHE) | 08/10 | 1,794,018 | 953,210 |
| FM/MEX/08/007 STRENGTHEN THE EFFECTIVE AND DEMOCRATIC WATER AND SANITATION IN MEXICO, IN SUPPORT OF THE ACCOMPLISHMENT OF THE MILLENNIUM OBJECTIVES | 08/12 | 680,947 | 576,767 |
| TF/MEX/08/005 TERMINAL PHASE-OUT OF METHYL BROMIDE IN MEXICO: STRUCTURES COMPONENT, PHASE I | 09/09 | 415,000 | 414,744 |

| Project number Project title | Approval date | Budget | Delivery |
|---|--------------------------|---------------|-----------------|
| MONGOLIA | | | |
| Ongoing | | | |
| GF/MON/09/001, XP/MON/11/001 CAPACITY-BUILDING FOR ENVIRONMENTALLY-SOUND PCBS MANAGEMENT AND DISPOSAL | 09/06 | 2,657,000 | 1,928,524 |
| US/MON/11/002 PREPARATION OF AN OPPORTUNITY STUDY FOR THE ESTABLISHMENT OF A MEAT CANNING PLANT AT ALTANBULAG FREE TRADE ZONE | 11/11 | 211,538 | 25,845 |
| MONTENEGRO | | | |
| Ongoing | | | |
| UE/MNE/09/001 ESTABLISHMENT AND OPERATION OF A NATIONAL CLEANER PRODUCTION PROGRAMME IN MONTENEGRO | 09/10 | 186,455 | 86,911 |
| DZ/MNE/11/002, FB/MNE/11/003 JOINT UN PROGRAMME: IMPROVING LIVELIHOOD AND EMPLOYMENT OPPORTUNITIES IN MONTENEGRO THROUGH THE PROMOTION OF GREEN JOBS, CLUSTER DEVELOPMENT AND INSTITUTIONAL CAPACITY-BUILDING - UNIDO COMPONENT | 11/09 | 383,945 | 321,219 |
| MOROCCO | | | |
| Ongoing | | | |
| XP/MOR/11/001 COUNTRY EVALUATION 2011 - MOROCCO | 11/02 | 46,322 | 47,226 |
| TF/MOR/08/006 PHASE-OUT OF METHYL BROMIDE USED AS SOIL FUMIGANT IN THE PRODUCTION OF GREEN BEANS AND CUCURBITS | 09/01 | 310,000 | 250,044 |
| GF/MOR/09/002 SAFE PCB MANAGEMENT PROGRAMME IN MOROCCO, PILLAR II | 09/09 | 2,437,600 | 250,390 |
| MOZAMBIQUE | | | |
| Ongoing | | | |
| EE/MOZ/08/001, UE/MOZ/08/002, XP/MOZ/09/004, YA/MOZ/11/004 BUSINESS ENVIRONMENT SUPPORT AND TRADE FACILITATION (B.E.S.T.F.) | 08/05 | 7,508,771 | 7,016,861 |
| UE/MOZ/10/002 MAINSTREAMING RESOURCE EFFICIENT AND CLEANER PRODUCTION IN THE ACCOMMODATION SECTOR OF MOZAMBIQUE AND ITS SUPPLY CHAIN | 10/04 | 233,517 | 157,466 |
| FM/MOZ/08/005 ONE UN PROGRAMME FOR MOZAMBIQUE - JOINT PROGRAMME ON ENVIRONMENT MAINSTREAMING AND ADAPTATION TO CLIMATE CHANGE | 08/08 | 945,168 | 715,275 |
| FB/MOZ/08/004 ONE UN PROGRAMME FOR MOZAMBIQUE - JOINT PROGRAMME ON WOMEN EMPOWERMENT AND GENDER EQUALITY | 08/09 | 1,207,233 | 1,170,104 |
| FB/MOZ/08/007 ONE UN PROGRAMME FOR MOZAMBIQUE - UN JOINT | 08/10 | 910,627 | 858,355 |

| Project number Project title | Approval date | Budget | Delivery |
|--|--------------------------|---------------|-----------------|
| ◦ PROGRAMME ON THE PROMOTION OF YOUTH EMPLOYMENT YA/MOZ/11/001 | 11/07 | 20,000 | 16,820 |
| PRIVATE SECTOR AND QUALITY PROMOTION PROGRAMME FOR MOZAMBIQUE - PREPARATORY ASSISTANCE FB/MOZ/08/006 | 09/12 | 84,112 | 83,368 |
| UN PROGRAMME FOR MOZAMBIQUE - JOINT PROGRAMME ON BUILDING CAPACITIES FOR EFFECTIVE TRADE FORMULATION AND MANAGEMENT - RESULT 2 - INCREASED SUPPLY FOR AGRICULTURAL AND FISHERIES PRODUCTS | | | |
| NAMIBIA | | | |
| Ongoing | | | |
| XP/NAM/11/002 NAMIBIA INDUSTRIAL UPGRADING AND MODERNIZATION PROGRAMME: KICK-OFF PHASE | 11/11 | 67,700 | 1,637 |
| YA/NAM/11/001 NAMIBIA INDUSTRIAL UPGRADING AND MODERNIZATION PROGRAMME: KICK-OFF PHASE | 11/11 | 31,966 | 15,691 |
| US/NAM/07/001 YOUTH ENTREPRENEURSHIP DEVELOPMENT IN NAMIBIA - ENTREPRENEURSHIP CURRICULA IN SECONDARY SCHOOLS, VOCATIONAL EDUCATION AND TRAINING AND YOUTH CENTRES | 07/10 | 176,991 | 174,125 |
| NEPAL | | | |
| Ongoing | | | |
| GF/NEP/10/001, GF/NEP/10/A01, XP/NEP/11/001 ENVIRONMENTALLY-SOUND MANAGEMENT AND DISPOSAL OF POPS PESTICIDES AND PCBs | 10/12 | 909,041 | 101,674 |
| EE/NEP/07/001, XP/NEP/08/001, XP/NEP/11/002 EU-NEPAL WTO ASSISTANCE PROGRAMME - UNIDO CONTRIBUTION | 07/11 | 1,615,276 | 1,605,367 |
| NICARAGUA | | | |
| Ongoing | | | |
| FM/NIC/09/001 CULTURAL RECOVERY AND CREATIVE PRODUCTIVE DEVELOPMENT IN THE CARIBBEAN COAST OF NICARAGUA | 09/03 | 669,000 | 593,339 |
| US/NIC/08/003 FORTALECIMIENTO DEL SISTEMA NACIONAL DE LA CALIDAD | 08/12 | 442,478 | 85,422 |
| FM/NIC/08/002 LOCAL ENVIRONMENTAL MANAGEMENT FOR NATURAL RESOURCES MANAGEMENT AND PROVISION OF ENVIRONMENTAL SERVICES IN THE BOSAWAS BIOSPHERE | 08/12 | 461,261 | 445,144 |
| FM/NIC/09/002 NATIONAL DEVELOPMENT CAPACITIES FOR IMPROVING EMPLOYMENT AND SELF-EMPLOYMENT OPPORTUNITIES FOR YOUNG PEOPLE | 09/07 | 238,468 | 149,287 |
| DZ/NIC/09/003 RENOVATION AND PROMOTION OF PRODUCTIVE AREAS AFFECTED BY HURRICANE FELIX IN THE NORTH ATLANTIC | 09/08 | 401,354 | 398,167 |

| Project number Project title | Approval date | Budget | Delivery |
|---|----------------------|---------------|-----------------|
| AUTONOMOUS REGION BY FURTHERING THE ORGANIZATION OF LOCAL PRODUCERS AND THEIR INSERTION INTO THE NATIONAL MARKETPLACE | | | |
| NIGERIA | | | |
| Ongoing | | | |
| TF/NIR/09/008 AE/JPO MR. H. MURAKAMI | 09/11 | 97,211 | 85,217 |
| YA/NIR/11/002 COUNTRY EVALUATION NIGERIA | 11/03 | 46,703 | 46,593 |
| TN/NIR/08/005 OPERATIONALIZATION OF THE UNIDO REGIONAL CENTRE FOR SMALL HYDRO POWER IN AFRICA, ABUJA, NIGERIA PHASE II | 11/04 | 33,674 | 22,135 |
| DG/NIR/10/006, DG/NIR/10/A06 SUPPORTING INTEGRATED AND COMPREHENSIVE APPROACHES TO CLIMATE CHANGE ADAPTATION IN AFRICA - PROMOTING AN INTEGRATED APPROACH TO ADAPTATION IN NIGERIA THROUGH BUILDING THE GOVERNANCE SYSTEM, EMPOWERING CHILDREN AS CHANGE AGENTS AND DEMONSTRATING ADAPTATION BENEFITS IN THE AGRICULTURAL SECTOR | 10/12 | 1,364,446 | 903,880 |
| YA/NIR/11/005 THE UNIDO CONTRIBUTION TO THE DEVELOPMENT OF THE NATIONAL QUALITY IMPROVEMENT PROGRAMME (NQIP) FOR NIGERIA | 11/11 | 79,208 | 39,468 |
| YA/NIR/11/004 YOUTH ENTREPRENEURSHIP AND IT CAPACITY-BUILDING IN NIGERIA | 11/11 | 39,100 | 0 |
| PAKISTAN | | | |
| Ongoing | | | |
| SF/PAK/04/002 IMPLEMENTATION OF SUB-PROJECTS IN FIVE (5) INDUSTRIAL SME CLUSTERS FOR EXPORT GROWTH AND ENHANCED PRODUCTIVITY AND DEVELOPMENT OF A NATIONAL TRAINING COURSE FOR CLUSTER DEVELOPMENT AGENTS | 05/02 | 123,894 | 97,180 |
| TF/PAK/06/001 IPU PAKISTAN | 06/05 | 460,979 | 337,528 |
| FB/PAK/09/002, FB/PAK/09/010, FB/PAK/09/011, FB/PAK/09/012, FB/PAK/09/013, FB/PAK/10/004 ONE UN PROGRAMME FOR PAKISTAN, JPC1 SUSTAINABLE AGRICULTURE | 09/09 | 2,535,969 | 1,959,191 |
| FB/PAK/10/003 ONE UN PROGRAMME FOR PAKISTAN, JPC4 PREPARATORY ASSISTANCE IN THE RELOCATION OF TANNERIES TO A NEW LEATHER INDUSTRIAL ZONE - SIALKOT TANNERY ZONE | 11/02 | 46,729 | 33,258 |
| GF/PAK/09/004 PROMOTING SUSTAINABLE ENERGY PRODUCTION AND USE FROM BIOMASS - PREPARATORY ASSISTANCE | 09/09 | 70,000 | 55,138 |
| EE/PAK/09/008, TE/PAK/09/001, XP/PAK/09/009 TRADE-RELATED TECHNICAL ASSISTANCE (TRTA) II - CONTRIBUTION OF THE EUROPEAN COMMISSION | 09/12 | 5,212,902 | 4,499,363 |

| Project number Project title | Approval date | Budget | Delivery |
|---|--------------------------|---------------|-----------------|
| PANAMA | | | |
| Ongoing | | | |
| FM/PAN/09/001 NETWORK OF ENTREPRENEURIAL OPPORTUNITIES FOR POOR FAMILIES IN PANAMA | 09/12 | 1,346,933 | 815,719 |
| PERU | | | |
| Ongoing | | | |
| GF/PER/10/001, GF/PER/10/A01, XP/PER/11/001 ENVIRONMENTALLY-SOUND MANAGEMENT AND DISPOSAL OF POLYCHLORINATED BIPHENYLS (PCBS) | 10/08 | 2,587,256 | 310,947 |
| FM/PER/09/003 INCLUSIVE CREATIVE INDUSTRIES: AN INNOVATIVE TOOL FOR ALLEVIATING POVERTY IN PERU | 10/01 | 346,000 | 252,232 |
| FB/PER/09/002 SAFE CHEMICALS | 09/07 | 230,559 | 222,151 |
| SF/PER/10/002 UNIDO PARTICIPATION AT THE FORUM FOR PRODUCTIVE DEVELOPMENT OF INDUSTRY AND MICRO AND SMALL ENTERPRISES IN LIMA, PERU 25 NOVEMBER 2010 | 10/09 | 17,636 | 0 |
| PHILIPPINES | | | |
| Ongoing | | | |
| GF/PHI/07/001 GLOBAL PROGRAMME TO DEMONSTRATE THE VIABILITY AND REMOVAL OF BARRIERS THAT IMPEDE ADOPTION AND SUCCESSFUL IMPLEMENTATION OF AVAILABLE, NON-COMBUSTION TECHNOLOGIES FOR DESTROYING PERSISTENT ORGANIC POLLUTANTS (POPS) | 07/12 | 4,108,500 | 3,167,962 |
| GF/PHI/11/002, XP/PHI/11/001 INDUSTRIAL ENERGY EFFICIENCY | 11/02 | 3,176,949 | 252,055 |
| TE/PHI/06/001 PROMOTION AND TRANSFER OF MARINE CURRENT EXPLOITATION TECHNOLOGY IN THE PHILIPPINES (PILOT PLANT) | 06/11 | 349,868 | 24,659 |
| TE/PHI/10/002 SECTOR PLAN TO PHASE OUT HCFC-14LB IN THE FOAM SECTOR | 11/02 | 317,350 | 63,148 |
| REPUBLIC OF MOLDOVA | | | |
| Ongoing | | | |
| UE/MOL/11/002 NATIONAL CLEANER PRODUCTION PROGRAMME (NCCP) | 11/08 | 606,966 | 65,041 |
| GF/MOL/10/001, XP/MOL/11/001 REDUCING GREENHOUSE GAS EMISSIONS THROUGH IMPROVED ENERGY EFFICIENCY IN THE INDUSTRIAL SECTOR IN MOLDOVA | 10/06 | 965,442 | 351,778 |

| Project number Project title | Approval date | Budget | Delivery |
|--|----------------------|---------------|-----------------|
| RUSSIAN FEDERATION | | | |
| Ongoing | | | |
| US/RUS/10/002 BAT/BEP CENTRE FOR ENVIRONMENTALLY-SAFE DISPOSAL OF POTENTIALLY-HAZARDOUS CONSUMER PRODUCTS AND INDUSTRIAL WASTES | 10/06 | 1,326,999 | 956,870 |
| XP/RUS/06/004 DEVELOPMENT OF TRADE-RELATED LABORATORY INFRASTRUCTURE IN PRIMORSKY KRAI, RUSSIAN FEDERATION (PREPARATORY ASSISTANCE) | 06/11 | 57,013 | 43,055 |
| SF/RUS/06/001 ENCHANCING INDUSTRIAL PERFORMANCE AND COMPETITIVENESS IN THE GLOBAL MARKET | 07/04 | 545,349 | 274,653 |
| UE/RUS/08/002 FACILITATING INTERNATIONAL MARKET ACCESS FOR MANUFACTURING SUPPLIERS IN THE AUTOMOTIVE COMPONENT INDUSTRY IN SAMARA REGION OF RUSSIA | 08/09 | 815,956 | 815,663 |
| US/RUS/10/003 IDENTIFICATION, EVALUATION AND PRIORITIZATION OF POLLUTION "HOT-SPOTS" IN THE BASINS OF TRANS-BORDER RESERVOIRS AND TRANSFER OF ENVIRONMENTALLY-SOUND TECHNOLOGIES | 10/06 | 1,310,000 | 970,221 |
| GF/RUS/10/A04 MARKET TRANSFORMATION PROGRAMME ON ENERGY EFFICIENCY IN GHG-INTENSIVE INDUSTRIES IN RUSSIA | 10/08 | 2,065,000 | 20,267 |
| GF/RUS/10/004, XP/RUS/11/002 MARKET TRANSFORMATION PROGRAMME ON ENERGY EFFICIENCY IN GHG-INTENSIVE INDUSTRIES IN RUSSIA | 10/08 | 6,080,291 | 466,705 |
| GF/RUS/11/001, XP/RUS/11/005 PHASE OUT OF HCFCS AND PROMOTION OF HFC-FREE ENERGY EFFICIENT REFRIGERATION AND AIR CONDITIONING SYSTEMS IN THE RUSSIAN FEDERATION THROUGH TECHNOLOGY TRANSFER | 10/12 | 18,090,698 | 2,722,739 |
| GF/RUS/11/003, XP/RUS/11/004 PHASE-OUT OF CFC CONSUMPTION IN THE MANUFACTURE OF AEROSOL METERED DOSE INHALERS (MDIS) IN THE RUSSIAN FEDERATION - PREPARATORY ASSISTANCE | 11/03 | 98,533 | 80,516 |
| RWANDA | | | |
| Ongoing | | | |
| FB/RWA/08/A01, FB/RWA/08/B01, FB/RWA/08/C01, FB/RWA/08/D01, FB/RWA/08/E01, FB/RWA/08/F01, FB/RWA/08/G01, FB/RWA/08/H01, FB/RWA/08/J01, FB/RWA/08/K01, US/RWA/08/003 CAPACITY-BUILDING THROUGH TECHNICAL ASSISTANCE PROGRAMMES FOR MAINLY ARTISANS IN LEATHER PRODUCTS DEVELOPMENT, COMPONENT 4.1.10 | 08/07 | 2,302,700 | 2,103,680 |
| GF/RWA/03/005 ENABLING ACTIVITIES TO FACILITATE EARLY ACTION ON THE IMPLEMENTATION OF THE STOCKHOLM CONVENTION ON PERSISTENT ORGANIC POLLUTANTS (POPS) IN RWANDA | 03/02 | 371,000 | 365,888 |

| Project number Project title | Approval date | Budget | Delivery |
|--|--------------------------|---------------|-----------------|
| ° FB/RWA/08/L01 ONE UN PROGRAMME FOR RWANDA - FOOD SAFETY QUALITY COMPONENTS | 11/03 | 35,047 | 20,912 |
| XP/RWA/09/001 PROMOTION OF OPPORTUNITIES FOR PRIVATE SECTOR ENTERPRISE EXPANSION, DEVELOPMENT AND SHARED-GROWTH (PROPSEEDS) - UNIDO CONTRIBUTION TO SUPPORT ONE UN PROGRAMME, OUTPUT 4.2 | 09/02 | 86,705 | 81,597 |
| SF/RWA/06/001, XP/RWA/06/003 RURAL ENERGY DEVELOPMENT: MINI HYDRO DEMONSTRATION PROJECTS-LEARNING BY DOING PROMOTING AFFORDABLE APPROACH TO RURAL ENERGY | 06/04 | 1,382,518 | 1,378,661 |
| FB/RWA/11/003 SUPPORT PROJECT FOR THE RWANDA INTEGRATED DEVELOPMENT INITIATIVE (OUTPUT 5.1) | 11/11 | 140,187 | 0 |
| Completed | | | |
| YA/RWA/11/001 COUNTRY EVALUATION RWANDA | 11/03 | 46,703 | 48,177 |
| SAUDI ARABIA | | | |
| Ongoing | | | |
| TF/SAU/10/007 PHASE-OUT OF HCFC-22 AND HCFC-142B FROM THE MANUFACTURE OF EXTRUDED POLYSTYRENE PANEL AT AL-WATANIA PLASTICS | 11/01 | 110,000 | 0 |
| TF/SAU/10/006 PHASE-OUT OF HCFC-22 AND HCFC-142B FROM THE MANUFACTURE OF EXTRUDED POLYSTYRENE PANEL AT LINE #2 IN ARABIAN CHEMICAL COMPANY | 11/02 | 110,000 | 0 |
| SENEGAL | | | |
| Ongoing | | | |
| TF/SEN/10/001 PROGRAMME DE MISE A NIVEAU DES ENTREPRISES DU SENEGAL, PHASE II MISE A NIVEAU ENVIRONNEMENTALE ET ENERGETIQUE DES ENTREPRISES AU SENEGAL | 10/09 | 605,305 | 0 |
| TE/SEN/10/003 PROGRAMME DE MISE A NIVEAU DES ENTREPRISES DU SENEGAL - COMPOSANTE: ELABORATION D'UN MANUEL DE PROCEDURES POUR LA GESTION NORMATIVE DU VOLET "ENVIRONNEMENT ET EFFICACITE ENERGETIQUE" | 10/11 | 72,000 | 67,474 |
| FM/SEN/08/003 PROMOTING INITIATIVES AND CULTURAL INDUSTRIES IN SENEGAL | 08/10 | 989,980 | 796,713 |
| TF/SEN/07/007 TERMINAL PHASE-OUT MANAGEMENT PLAN FOR CFCS IN SENEGAL | 08/01 | 355,000 | 310,321 |
| FM/SEN/09/001 VALUATION OF FOREST ECOSYSTEMS IN SENEGAL | 09/08 | 186,216 | 159,708 |

| Project number Project title | Approval date | Budget | Delivery |
|--|--------------------------|---------------|-----------------|
| SERBIA | | | |
| Ongoing | | | |
| UE/SRB/11/001 PROMOTING THE ADAPTATION AND ADOPTION OF RECP IN SERBIA THROUGH THE CPC - PHASE II | 11/08 | 488,677 | 20,047 |
| UE/SRB/10/004 SUPPORTING SMALL AND MEDIUM-SIZED MANUFACTURERS IN THE AUTOMOTIVE COMPONENT INDUSTRY IN SERBIA PHASE II: DEEPENING AND WIDENING THE SERVICES ON CLUSTER DEVELOPMENT AND CONTINUOUS IMPROVEMENT TOWARDS ENHANCED COLLECTIVE EFFICIENCY | 10/11 | 274,376 | 252,507 |
| TF/SRB/08/002 TERMINAL CTC PHASE-OUT PROJECT | 09/01 | 49,324 | 48,986 |
| SIERRA LEONE | | | |
| Ongoing | | | |
| XP/SIL/11/006 DEMONSTRATING BIOMASS GASIFIER TECHNOLOGY FOR PRODUCTIVE USES IN RURAL SIERRA LEONE | 11/11 | 33,528 | 34,301 |
| YA/SIL/11/008 PREPARATORY ASSISTANCE - SOLAR POWERED BUSINESS INFORMATION AND COMMUNICATION PLATFORMS | 11/12 | 4,029 | 4,029 |
| GF/SIL/09/003 PROMOTING MINI-GRIDS BASED ON SMALL HYDROPOWER FOR PRODUCTIVE USES IN SIERRA LEONE (PPG) | 09/07 | 60,000 | 48,392 |
| TE/SIL/11/003, UE/SIL/11/001 QUALITY AND COMPLIANCE INFRASTRUCTURE DEVELOPMENT | 11/06 | 369,048 | 41,451 |
| TF/SIL/11/002, TF/SIL/11/A02 REHABILITATION OF TRAINING-CUM-PRODUCTION CENTRES IN VULNERABLE COMMUNITIES IN KOINDU, KPANDEBU AND PUJEHUN IN SIERRA LEONE | 11/02 | 1,769,912 | 1,234,868 |
| FB/SIL/10/004 STRENGTHENING THE AGRO-INDUSTRIAL GROWTH CENTRES FOR INCOME GENERATION AND YOUTH EMPLOYMENT | 10/09 | 277,570 | 276,552 |
| US/SIL/10/002 TECHNICAL CAPACITY-BUILDING IN FISHING AND SEAFOOD PROCESSING TECHNOLOGY IN SIERRA LEONE | 10/06 | 800,000 | 766,976 |
| YA/SIL/11/005 THE UNIDO CONTRIBUTION TO THE SIERRA LEONE CONFERENCE ON DEVELOPMENT AND TRANSFORMATION | 11/11 | 47,133 | 25,331 |
| SOMALIA | | | |
| Ongoing | | | |
| TF/SOM/11/001 INTEGRATION AND PROGRESS THROUGH SKILL AND EMPLOYMENT FOR DISPLACED GROUPS IN SOMALIA | 11/02 | 1,061,947 | 881,427 |

| Project number Project title | Approval date | Budget | Delivery |
|---|--------------------------|---------------|-----------------|
| SOUTH AFRICA | | | |
| Ongoing | | | |
| SE/SAF/09/003, SE/SAF/09/A03, SE/SAF/09/B03 AUTOMOTIVE COMPONENT SUPPLIER DEVELOPMENT PROGRAMME | 09/04 | 1,866,174 | 1,673,229 |
| GF/SAF/11/004, GF/SAF/11/A04, GF/SAF/11/B04, YA/SAF/11/005 GREENING THE COP 17 IN DURBAN | 11/06 | 1,050,000 | 911,636 |
| SE/SAF/09/001, SE/SAF/09/A01, TE/SAF/11/001, UE/SAF/09/002 INDUSTRIAL ENERGY EFFICIENCY IMPROVEMENT IN SOUTH AFRICA | 09/10 | 4,232,575 | 2,564,309 |
| Completed | | | |
| YA/SAF/11/002 COUNTRY EVALUATION SOUTH AFRICA | 11/03 | 46,703 | 47,432 |
| SOUTH SUDAN | | | |
| Ongoing | | | |
| TF/SSD/11/003 SUSTAINABLE FOOD SECURITY THROUGH COMMUNITY-BASED LIVELIHOOD DEVELOPMENT AND WATER HARVESTING | 11/08 | 1,257,610 | 164,813 |
| SRI LANKA | | | |
| Ongoing | | | |
| TF/SRL/11/001 PREPARATORY ASSISTANCE TO SUPPORT THE ELABORATION OF A FOOD SAFETY/QUALITY AND HARVEST/POST-HARVEST COMPETENCY DEVELOPMENT SCHEME AND RELATED INSTITUTIONAL CAPACITY-BUILDING FOR THE CINNAMON SECTOR IN SRI LANKA | 11/05 | 30,000 | 26,143 |
| SUDAN* | | | |
| Ongoing | | | |
| FM/SUD/08/007 CREATING OPPORTUNITIES FOR YOUTH EMPLOYMENT IN SUDAN | 08/11 | 1,312,765 | 588,516 |
| FB/SUD/09/003 DEVELOPMENT OF A SUSTAINABLE INTEGRATED NATIONAL PROGRAMME FOR SOUND MANAGEMENT OF CHEMICALS | 09/05 | 133,400 | 133,376 |
| TF/SUD/09/002 RECOVERY OF COASTAL LIVELIHOODS IN THE RED SEA STATE OF SUDAN: THE MODERNIZATION OF ARTISANAL FISHERIES AND CREATION OF NEW MARKET OPPORTUNITIES | 09/03 | 4,990,978 | 2,641,226 |
| TF/SUD/11/002 SUSTAINABLE FOOD SECURITY THROUGH COMMUNITY-BASED LIVELIHOOD DEVELOPMENT IN SOUTH KORDOFAN | 11/08 | 848,836 | 0 |

* This refers to projects signed with the Government of Sudan between 2008 and 2009 and includes services delivered within the borders of Sudan prevailing at that time.

| Project number Project title | Approval date | Budget | Delivery |
|---|--------------------------|---------------|-----------------|
| SWAZILAND | | | |
| Ongoing | | | |
| YA/SWA/11/002 CONFORMITY ASSESSMENT INFRASTRUCTURE DEVELOPMENT IN SWAZILAND - PREPARATORY ASSISTANCE | 11/12 | 25,284 | 25,284 |
| Completed | | | |
| TE/SWA/11/001 CONFORMITY ASSESSMENT INFRASTRUCTURE DEVELOPMENT IN SWAZILAND - PREPARATORY ASSISTANCE | 11/04 | 3,669 | 2,209 |
| SYRIAN ARAB REPUBLIC | | | |
| Ongoing | | | |
| DG/SYR/10/002 FORMULATION OF THE AL-GHAB DEVELOPMENT PROGRAMME (AGRO-INDUSTRIES PILLAR) | 10/08 | 200,000 | 159,083 |
| SE/SYR/11/002 INDUSTRIAL MODERNIZATION AND UPGRADING PROGRAMME (IMUP) - PHASE II | 11/07 | 547,523 | 89,235 |
| THAILAND | | | |
| Ongoing | | | |
| GF/THA/11/001, XP/THA/11/002 INDUSTRIAL ENERGY EFFICIENCY | 11/03 | 3,630,884 | 30,791 |
| XP/THA/10/005 OVERCOMING POLICY, MARKET AND TECHNOLOGY BARRIERS TO SUPPORT TECHNOLOGICAL INNOVATION AND SOUTH-SOUTH TECHNOLOGY TRANSFER; THE PILOT CASE OF ETHANOL PROJECTION FROM CASSAVA - PREPARATORY ASSISTANCE | 10/04 | 53,854 | 50,487 |
| TF/THA/09/004 UNITED NATIONS JOINT PROGRAMME ON INTEGRATED HIGHLAND LIVELIHOOD DEVELOPMENT IN MAE HONG SON | 09/11 | 310,000 | 155,650 |
| THE FORMER YUGOSLAV REPUBLIC OF MACEDONIA | | | |
| Ongoing | | | |
| UE/MCD/10/002 LOW-CARBON PRODUCTION IN THE AGRO-INDUSTRY SECTOR IN THE FORMER YUGOSLAV REPUBLIC OF MACEDONIA | 10/05 | 290,367 | 151,327 |
| GF/MCD/08/002, XP/MCD/11/002 PHASING-OUT AND ELIMINATION OF PCBS AND PCB- CONTAINING EQUIPMENT | 08/09 | 974,233 | 909,699 |
| TIMOR-LESTE | | | |
| Ongoing | | | |
| TF/TIM/11/001, US/TIM/11/002 DEVELOPMENT OF SAFETY AND QUALITY INFRASTRUCTURE FOR THE SEAFOOD SECTOR IN TIMOR-LESTE - PILOT PHASE | 11/01 | 224,956 | 64,094 |

| Project number Project title | Approval date | Budget | Delivery |
|--|--------------------------|---------------|-----------------|
| ° US/TIM/10/001, XP/TIM/10/002 TIMOR-LESTE BAMBOO SKILLS DEVELOPMENT AND DEMONSTRATION CENTRE | 10/11 | 232,805 | 168,303 |
| TOGO | | | |
| Ongoing | | | |
| YA/TOG/11/001 PREPARATORY ASSISTANCE RELATED TO THE FORMULATION AND DEVELOPMENT OF A COUNTRY PROGRAMME FOR TOGO | 11/10 | 31,000 | 9,009 |
| TUNISIA | | | |
| Ongoing | | | |
| TF/TUN/11/001 APPUI A LA PROMOTION ET A LA COMMUNICATION DE POLES DE COMPETITIVITE TUNISIENS | 11/04 | 281,010 | 8,622 |
| TURKEY | | | |
| Ongoing | | | |
| FM/TUR/08/001 ENHANCING THE CAPACITY OF TURKEY TO ADAPT TO CLIMATE CHANGE | 08/06 | 640,000 | 637,946 |
| FM/TUR/10/001, FM/TUR/10/A01 HARNESSING SUSTAINABLE LINKAGES FOR SMES IN TURKEY'S TEXTILE SECTOR | 10/01 | 688,500 | 422,829 |
| GF/TUR/10/002, XP/TUR/11/001 IMPROVING ENERGY EFFICIENCY IN INDUSTRY IN TURKEY | 10/09 | 2,703,886 | 16,138 |
| UGANDA | | | |
| Ongoing | | | |
| US/UGA/10/001 ESTABLISHMENT OF A PILOT RENEWABLE ENERGY POWERED BUSINESS INFORMATION CENTRE IN NORTHERN UGANDA | 10/02 | 265,487 | 101,097 |
| UE/UGA/09/003 ESTABLISHMENT OF TWO DISTRICT BUSINESS INFORMATION CENTRES TO PROMOTE PRIVATE SECTOR DEVELOPMENT AND INFORMATION AND COMMUNICATION TECHNOLOGIES - PHASE II | 09/07 | 344,581 | 232,435 |
| TF/UGA/08/004, XP/UGA/10/002, YA/UGA/11/002 FEASIBILITY STUDY FOR MINI-HYDRO POWER PLANTS TO REDUCE VULNERABILITY OF THE POOR POPULATION TO CLIMATE CHANGE IMPACTS BY PROVIDING ECONOMIC EMPOWERMENT | 09/04 | 330,497 | 256,988 |
| TF/UGA/09/002 INVESTMENT PROMOTION AND TECHNICAL ASSISTANCE PROGRAMME (ITAP) FOR UGANDA | 09/12 | 271,681 | 182,678 |
| UE/UGA/10/003 LOW-CARBON PRODUCTION IN THE AGRO-INDUSTRY IN UGANDA | 10/06 | 228,353 | 177,369 |

| Project number Project title | Approval date | Budget | Delivery |
|--|--------------------------|---------------|-----------------|
| TE/UGA/08/003 PROMOTION OF GLOBAL GAP STANDARDS IN UGANDA | 08/11 | 273,840 | 141,664 |
| TF/UGA/04/B01 WOMEN'S MASTER CRAFTSMAN PROGRAMME WITH FOCUS ON AGRO-MSMES | 04/12 | 870,000 | 821,928 |
| UKRAINE | | | |
| Ongoing | | | |
| US/UKR/09/003 ESTABLISHMENT OF A TECHNOLOGY FORESIGHT CENTRE IN UKRAINE - PREPARATORY ASSISTANCE | 10/04 | 17,699 | 15,389 |
| GF/UKR/11/004, TF/LAO/11/001, TF/LAO/11/A01, XP/UKR/11/003 IMPROVING ENERGY EFFICIENCY AND PROMOTING RENEWABLE ENERGY IN THE AGRO-FOOD AND OTHER SMALL AND MEDIUM ENTERPRISES (SMES) IN UKRAINE | 11/06 | 5,476,193 | 482,580 |
| UE/UKR/11/001 PROMOTING THE ADAPTATION AND ADOPTION OF RESOURCE EFFICIENT AND CLEANER PRODUCTION (RECP) THROUGH THE ESTABLISHMENT AND OPERATION OF A CLEANER PRODUCTION CENTRE IN THE UKRAINE | 11/03 | 378,186 | 35,494 |
| US/UKR/08/003 UPGRADING FOOD SAFETY STANDARDS IN UKRAINE | 08/11 | 132,743 | 127,548 |
| UNITED REPUBLIC OF TANZANIA | | | |
| Ongoing | | | |
| TF/URT/07/004, XP/URT/10/001 SUPPORT TO TANZANIA COUNTRY PROGRAMME - ASSOCIATE EXPERT/JPO - MR. ANDREA ANTONELLI | 07/10 | 445,314 | 440,437 |
| YA/URT/11/007 SUPPORT TO TANZANIA COUNTRY PROGRAMME - ASSOCIATE EXPERT/JPO - MR. ANDREA ANTONELLI | 11/12 | 56,264 | 56,264 |
| URUGUAY | | | |
| Ongoing | | | |
| XP/URU/10/003 MODULAR AGRO-INDUSTRIAL CENTRE OF EXCELLENCE (MAICE) - PREPARATORY ASSISTANCE | 10/09 | 28,470 | 9,411 |
| FB/URU/08/A03, FB/URU/08/B02, FB/URU/08/B03, FB/URU/08/C03, FB/URU/08/D02, FB/URU/08/D03 ONE UN PROGRAMME FOR URUGUAY - PROJECT B: TECHNICAL ASSISTANCE FOR THE DEVELOPMENT OF POLICIES TO PROMOTE SUSTAINABLE PRODUCTION AND EMPLOYMENT | 08/08 | 838,621 | 822,514 |
| FB/URU/10/001 SOUND MANAGEMENT FOR MERCURY PRODUCTS | 10/02 | 231,296 | 150,281 |

| Project number Project title | Approval date | Budget | Delivery |
|--|--------------------------|---------------|-----------------|
| VIET NAM | | | |
| Ongoing | | | |
| XP/VIE/11/001 COUNTRY EVALUATION 2011 - VIET NAM | 11/02 | 46,322 | 46,581 |
| US/VIE/08/A04 INDEPENDENT EVALUATION OF US/VIE/08/004 | 08/07 | 47,077 | 47,206 |
| FB/VIE/11/002 POLICY ADVICE ON ENVIRONMENTAL MANAGEMENT: GREEN INDUSTRY DEVELOPMENT (EXTENSION OF FB/VIE/09/010) | 11/07 | 439,252 | 349,046 |
| XP/VIE/11/003 PROMOTING INDUSTRIAL ENERGY EFFICIENCY THROUGH SYSTEM OPTIMIZATION AND ENERGY MANAGEMENT STANDARDS IN VIET NAM | 11/06 | 13,605 | 5,971 |
| ZAMBIA | | | |
| Ongoing | | | |
| TEZAM09001 JOINT UNIDO-WTO TRADE CAPACITY-BUILDING PROGRAMME FRAMEWORK FOR ZAMBIA | 09/03 | 2,721,585 | 1,617,524 |
| GPZAM06001, SFZAM10001 RENEWABLE ENERGY BASED ELECTRICITY GENERATION FOR ISOLATED MINI GRIDS IN ZAMBIA | 06/05 | 6,224,074 | 5,608,663 |
| AFRICA REGION | | | |
| Ongoing | | | |
| FBRAF10007 AFRICA AND THE GLOBAL INDUSTRY ECONOMY: STRATEGIES FOR PROSPERITY, HLCD-3A | 10/03 | 181,818 | 173,901 |
| TFRAF10018, UERAF08021 AFRICAN INVESTOR SURVEY AND SPX ESTABLISHMENT IN CÔTE D'IVOIRE , GHANA, NIGERIA, SENEGAL | 10/12 | 504,222 | 255,193 |
| YARAF11030 AGRI-ENTERPRISE DEVELOPMENT FOR STIMULATING RURAL ECONOMIES IN AFRICA | 11/12 | 4,340 | 4,340 |
| XPRAF08030 AGRI-ENTERPRISE DEVELOPMENT FOR STIMULATING RURAL ECONOMIES IN AFRICA | 08/11 | 136,834 | 128,424 |
| YARAF10017 AGRI-ENTERPRISE DEVELOPMENT SUPPORT PROGRAMME FOR AFRICA - PREPARATORY ASSISTANCE | 10/09 | 48,046 | 47,421 |
| XPRAF08005 BENCHMARKING 11 SUB-SAHARAN COTTON PRODUCING COUNTRIES AS A POSSIBLE LOCATION FOR THE SETTING-UP OF A COTTON YARN SPINNING PLANT | 08/02 | 182,453 | 169,891 |
| GFRAF11008, GFRAF11010, GFRAF11012, YARAF11011, YARAF11013, YARAF11014 CAPACITY STRENGTHENING AND TECHNICAL ASSISTANCE FOR THE IMPL | 11/04 | 8,030,000 | 298,068 |
| EERAF11009, UERAF11007 CAPACITY-BUILDING ON INVESTMENT PROMOTION AGENCIES | 11/04 | 2,870,822 | 2,286,799 |

| Project number Project title | Approval date | Budget | Delivery |
|---|--------------------------|---------------|-----------------|
| (IPAS) IN SUB-SAHARAN AFRICA GPRAF04004 COMBATING LIVING RESOURCE DEPLETION AND COASTAL AREA DEGRADATION IN THE GUINEA CURRENT LARGE MARINE ECOSYSTEM THROUGH ECOSYSTEM-BASED REGIONAL ACTIONS | 04/11 | 8,999,699 | 8,669,661 |
| EGRAF04001 COMBATING LIVING RESOURCE DEPLETION AND COASTAL AREA DEGRADATION IN THE GUINEA CURRENT LARGE MARINE ECOSYSTEM THROUGH ECOSYSTEM-BASED REGIONAL ACTIONS | 04/10 | 11,712,705 | 11,515,257 |
| EERAF07017, EERAF07A17 COMPETITIVENESS SUPPORT AND HARMONIZATION OF OTS AND SPS MEASURES | 07/06 | 18,133,936 | 17,488,664 |
| DURAF09001 CONTRIBUTION TO REGIONAL POLICIES FOR PRIVATE SECTORS DEVELOPMENT IN AFRICA, ROLE OF ASIA AFRICA CHAMBER OF COMMERCE (AACC) | 09/07 | 96,179 | 91,084 |
| GPRAF08004, UEKEN10010, XPRAF09009 DEMONSTRATING AND CAPTURING BEST PRACTICES AND TECHNOLOGIES FOR THE REDUCTION OF LAND SOURCED IMPACTS RESULTING FROM COASTAL TOURISM - UNIDO CONTRIBUTION | 08/01 | 2,762,444 | 2,468,132 |
| TFRAF09020 DEVELOPMENT AND APPLICATION OF A NEW TECHNICAL ASSISTANCE PRODUCT "ONE VILLAGE- INDUSTRIAL CLUSTERS" AS A VEHICLE FOR ECONOMIC GROWTH AND POVERTY REDUCTION | 10/02 | 250,000 | 259,061 |
| TFAFG11002 DEVELOPMENT OF NATIONAL STANDARDS AND CAPACITY DEVELOPMENT FOR TECHNICAL COMMITTEES | 11/10 | 611,000 | 181,879 |
| YARAF10013, YARAF10A13, YARAF10D01, YARAF10D03, YARAF10D04, YARAF10D07, YARAF10D09, YARAF10D10, YARAF10D23 ENHANCING THE COORDINATION AND SUPPORT OF UNIDO INVOLVEMENT IN DAO AND CCA/UNDAF PROCESSES | 10/08 | 167,422 | 109,942 |
| YARAF10012 ENTERPRISE DEVELOPMENT AND INVESTMENT PROMOTION (EDIP) PROGRAMME FOR UEMOA COUNTRIES - PREPARATORY PHASE | 10/07 | 18,384 | 18,111 |
| GFRAF12001, YARAF12002 IMPROVE THE HEALTH AND ENVIRONMENT OF ARTISANAL GOLD MINING COMMUNITIES BY REDUCING MERCURY EMISSIONS AND PROMOTING SOUND CHEMICAL MANAGEMENT | 12/01 | 1,020,000 | 0 |
| TERAF09030, YARAF10001 INSTITUTIONAL STRENGTHENING OF THE INTRA-AFRICA METROLOGY SYSTEM (AFRIMETS) | 09/11 | 761,481 | 625,377 |
| YARAF11021 LEVERAGING AGRIBUSINESS INVESTMENT THROUGH TECHNICAL ASSISTANCE: UNIDO PARTICIPATION IN THE TECHNICAL ASSISTANCE FACILITY OF THE AFRICAN AGRICULTURE FUND | 11/10 | 96,000 | 96,000 |

| Project number Project title | Approval date | Budget | Delivery |
|--|--------------------------|---------------|-----------------|
| TFRAF08025, TFRAF08A25, UERAF10020, UERAF10A20, USRAF11004 MULTI-STAKEHOLDER PROGRAMME FOR PRODUCTIVE AND DECENT WORK FOR YOUTH IN THE MANO RIVER UNION COUNTRIES | 08/09 | 3,339,068 | 2,766,110 |
| YARAF11018 ORGANIZATION OF THE AFRICA INDUSTRIALIZATION DAY 2011 AT HEADQUARTERS AND IN SELECTED FIELD OFFICES | 11/09 | 100,000 | 97,708 |
| YARAF11015 ORGANIZATION OF UNIDO'S SEMINAR AT THE AFRICAN ENERGY MINISTERS CONFERENCE "ON THE ROAD TO DURBAN: PROMOTING SUSTAINABLE ENERGY ACCESS IN AFRICA", 15-16 SEPTEMBER 2011, JOHANNESBURG, SOUTH AFRICA | 11/07 | 103,004 | 92,066 |
| UERAF09028, YARAF10002 PREPARATORY AND FIRST OPERATIONAL PHASE OF SECRETARIAT OF THE ECOWAS REGIONAL CENTRE FOR RENEWABLE ENERGY AND ENERGY EFFICIENCY (ECREEE) | 09/11 | 1,947,311 | 1,073,358 |
| YARAF10B02, YARAF10019, YARAF10B09, YARAF10B20 PROGRAMMATIC SUPPORT FUND (PSF) FOR UNIDO FIELD UNITS | 10/11 | 73,588 | 76,181 |
| YARAF10B24 PROGRAMMATIC SUPPORT FUNDS (PSF) FOR UNIDO FIELD UNITS | 11/03 | 14,672 | 14,212 |
| XPRAF10008 PROGRAMME DE RESTRUCTURATION ET DE MISE A NIVEAU DE L'INDUSTRIE DES PAYS DE L'UEMOA, PHASE DE DEPLOIEMENT - PREPARATORY ASSISTANCE | 10/04 | 20,272 | 20,271 |
| YARAF10015 PROJECT TO SUPPORT THE EXECUTION OF THE IMPLEMENTATION STRATEGY OF THE AFRICAN UNION ACTION PLAN FOR ACCELERATED INDUSTRIAL DEVELOPMENT OF AFRICA | 10/08 | 187,128 | 190,873 |
| YARAF11023 PROJECT TO SUPPORT THE OPERATIONALIZATION OF THE AFRICAN UNION ACTION PLAN FOR THE ACCELERATED INDUSTRIAL DEVELOPMENT OF AFRICA (AIDA) | 11/11 | 96,000 | 52,021 |
| UERAF07027, UERAF09011 REGIONAL PROGRAMME FOR INVESTMENT PROMOTION, FACILITATION AND GOVERNANCE ENHANCEMENT IN AFRICA (COMPONENT I.1: ESTABLISHMENT OF AN AFRICAN INVESTMENT MONITORING NETWORK; DESIGN AND TEST OF SURVEY METHODOLOGY) | 07/12 | 631,719 | 610,982 |
| TERAF08024 REGIONAL SUPPLIER BENCHMARKING PROGRAMME - ESTABLISHMENT OF SUBCONTRACTING AND PARTNERSHIP EXCHANGE (SPX) CENTRES IN FIVE COUNTRIES IN SOUTHERN AFRICA | 08/09 | 713,000 | 464,909 |
| YARAF11017 REGIONAL WORKSHOP ON INDUSTRIAL STATISTICS FOR SUSTAINABLE DEVELOPMENT | 11/08 | 118,023 | 106,894 |

| Project number Project title | Approval date | Budget | Delivery |
|---|--------------------------|---------------|-----------------|
| GFRAF07024, TFRAF09008 REGIONAL PROJECT TO DEVELOP APPROPRIATE STRATEGIES FOR IDENTIFYING SITES CONTAMINATED BY CHEMICALS LISTED IN ANNEXES A, B AND/OR C OF THE STOCKHOLM CONVENTION | 07/12 | 3,049,887 | 2,386,636 |
| TERAF07001, YARAF10009 RESTRUCTURING AND UPGRADING OF INDUSTRIES IN UEMOA COUNTRIES | 07/02 | 9,997,950 | 10,028,618 |
| YARAF11019 SPECIAL EVENT AFRICA INDUSTRIALIZATION DAY 2011 IN TOKYO, JAPAN | 11/09 | 65,333 | 56,887 |
| GFRAF11002, TERAF11005, UERAF11006, YARAF11003 SPWA-CC PROMOTING COHERENCE, INTEGRATION AND KNOWLEDGE MANAGEMENT UNDER ENERGY COMPONENT OF SPWA | 11/01 | 1,200,948 | 424,275 |
| USRAF07029 SPX TANZANIA AND KENYA - ASSISTANCE IN ESTABLISHING AN INDUSTRIAL SUBCONTRACTING AND PARTNERSHIP EXCHANGE (SPX) IN TANZANIA AND KENYA | 07/11 | 307,893 | 209,025 |
| TERAF08028, TFRAF06016 STRATEGIC DEMONSTRATION PROJECT FOR ACCELERATED CONVERSION OF CFC CHILLERS IN 5 AFRICAN COUNTRIES (CAMEROON, EGYPT, NAMIBIA, NIGERIA AND SUDAN) | 08/10 | 836,461 | 502,418 |
| TERAF09017 STRATEGIC PROJECT FOR ACCELERATED CONVERSION OF CFC CHILLERS IN 6 AFRICAN COUNTRIES, AFROC | 10/05 | 272,224 | 100,185 |
| TERAF11016, YARAF11025 STRENGTHENING STANDARDS AND CONFORMITY ASSESSMENT INFRASTRUCTURE OF CEMAC FOR REGIONAL TRADE INTEGRATION - PREPARATORY ASSISTANCE | 11/08 | 156,450 | 67,180 |
| TERAF08013, TERAF10010, TERAF10A10 SUBCONTRACTING AND PARTNERSHIP EXCHANGE PROGRAMME (PROGRAMME FOR SUPPLIER PROFILING, BENCHMARKING AND BUYER MATCHMAKING) | 08/02 | 2,317,248 | 2,102,587 |
| EERAF08043 SURVEY OF ENTERPRISES IN SELECTED ACP REGIONS | 08/12 | 3,122,663 | 2,869,467 |
| YARAF11022 THE UNIDO CONTRIBUTION TO THE REGIONAL DIALOGUE ON THE SADC INDUSTRIAL DEVELOPMENT POLICY AND STRATEGIES | 11/10 | 39,604 | 33,544 |
| TERAF06014, TERAF06A14 TRADE CAPACITY-BUILDING IN AGRO-INDUSTRY PRODUCTS FOR THE ESTABLISHMENT AND PROOF OF COMPLIANCE WITH INTERNATIONAL MARKET REQUIREMENTS | 06/05 | 3,826,636 | 3,541,593 |
| YARAF10014, YARAF11001 UNIDO SUPPORT TO THE CONFERENCE OF AFRICAN MINISTERS OF INDUSTRY (CAMI 19) AND AFRICAN UNION RELATED ACTIVITIES | 10/08 | 424,315 | 430,803 |
| UERAF07026, UERAF07A26 UPGRADING AGRO-FOOD VALUE CHAINS AND OPENING OF MARKET CHANNELS FOR WEST AFRICAN COMMUNITIES - PHASE I - BURKINA FASO | 07/12 | 1,202,287 | 1,144,031 |
| YARAF10005 | 10/02 | 15,260 | 13,394 |

| Project number Project title | Approval date | Budget | Delivery |
|--|--------------------------|---------------|-----------------|
| ◦ VISIT AND HIGH-LEVEL CONSULTATION WITH THE PRESIDENT OF THE AFRICA BUSINESS ROUND TABLE, H.E. BAMANGA TUKUR, 10-13 FEBRUARY 2010 IN VIENNA, AUSTRIA | | | |
| ARAB REGION | | | |
| Ongoing | | | |
| SFRAB06001 ASSISTANCE IN STRENGTHENING THE GULF ORGANIZATION FOR INDUSTRIAL CONSULTING (GOIC) PHASE II: INDUSTRIAL SUB-CONTRACTING AND PARTNERSHIP EXCHANGE | 06/05 | 94,165 | 91,155 |
| XPRAB11002 BAHRAIN FIRST GREEN TECH-EXPO 2011 IN MANAMA, BAHRAIN (18-20 OCTOBER 2011) | 11/09 | 68,587 | 0 |
| XPRAB08005 CLEANER TECHNOLOGY FORUM, BAHRAIN, FEBRUARY 2009 | 08/10 | 147,653 | 140,039 |
| XPRAB08001 PREPARATORY ASSISTANCE FOR INDUSTRIAL MODERNIZATION AND REGIONAL INTEGRATION SUPPORT FOR GULF COOPERATION COUNCIL (GCC) MEMBER STATES | 08/04 | 61,975 | 46,720 |
| XPRAB09001 PREPARATORY ASSISTANCE FOR THE DEVELOPMENT OF A COMPREHENSIVE PROGRAMME OF TECHNICAL ASSISTANCE IN THE MEDITERRANEAN REGION FOR COOPERATION BETWEEN UNIDO AND THE UNION FOR THE MEDITERRANEAN (UFM) IN THE FRAMEWORK OF THE MEDITERRANEAN BUSINESS DEVELOPMENT INITIATIVE | 09/08 | 85,793 | 77,789 |
| GFRAB08006, XPRAB11001 PROMOTION OF STRATEGIES TO REDUCE UNINTENTIONAL PRODUCTION OF POPS IN THE RED SEA AND GULF OF ADEN (PERSGA) COASTAL ZONE | 08/12 | 988,000 | 965,359 |
| TERAB10001, XPRAB09A02 REGIONAL PROGRAMME FOR ENHANCING THE ROLE OF SMALL AND MEDIUM-SCALE INDUSTRIES (SMIS) IN ECONOMIC AND SOCIAL DEVELOPMENT IN THE ARAB REGION 2010-2013 PREPARATORY ASSISTANCE | 10/11 | 1,010,234 | 241,448 |
| TERAB06003 STRENGTHENING THE CAPACITY OF STANDARDIZATION ORGANIZATION FOR GCC (GSO) FOR THE HARMONIZATION OF STANDARDS IN THE GCC COUNTRIES - PREPARATORY ASSISTANCE | 06/06 | 79,269 | 75,495 |
| GFRAB08004, UERAB04109 TRANSFER OF ENVIRONMENTALLY-SOUND TECHNOLOGY IN THE SOUTH MEDITERRANEAN REGION (STATE 1) | 08/09 | 1,819,172 | 1,637,883 |
| ASIA AND THE PACIFIC REGION | | | |
| Ongoing | | | |
| GFRAS10003, GFRAS10A03, XPRAS11002 DEMONSTRATION OF BAT AND BEP IN FOSSIL FUEL-FIRED UTILITIES | 10/05 | 4,025,000 | 639,962 |
| UERAS10004, XPRAS10005 | 10/07 | 179,463 | 116,298 |

| Project number Project title | Approval date | Budget | Delivery |
|--|--------------------------|---------------|-----------------|
| EXPANSION AND SCALING-UP OF THE APPLICATION OF RESOURCE-EFFICIENT AND CLEANER PRODUCTION (RECP) IN THE ASEAN REGION XPRAS10007 | 10/10 | 27,632 | 26,847 |
| IMPROVING AND UPGRADING INDUSTRIAL STATISTICAL SYSTEM FOR INDUSTRIAL DEVELOPMENT - PREPARATORY ASSISTANCE FCRAS09002 | 09/03 | 650,019 | 494,329 |
| INCREASED PRODUCTION EFFICIENCY IN SMALL HOLDER KENEF PRODUCTION SYSTEMS FOR SPECIFIC INDUSTRIAL APPLICATIONS XPRAS08003 | 08/10 | 176,493 | 175,892 |
| INTERNATIONAL CONFERENCE ON GREEN INDUSTRY IN ASIA: MANAGING THE TRANSITION TO RESOURCE-EFFICIENT AND LOW CARBON INDUSTRIES TERAS09003 | 09/03 | 576,708 | 578,805 |
| ISO 9001 QUALITY SYSTEM IN ASIAN DEVELOPING COUNTRIES: SURVEY COVERING SYSTEM DEVELOPMENT, CERTIFICATION, ACCREDITATION AND ECONOMIC BENEFITS TERAS07001, TERAS07A01, TERAS07B01, TERAS07C01, TERAS07D01 | 07/10 | 2,751,862 | 2,290,944 |
| MARKET ACCESS AND TRADE FACILITATION SUPPORT FOR SOUTH ASIA LDCS THROUGH STRENGTHENING INTERNATIONAL AND NATIONAL CAPACITIES RELATED TO STANDARDS, METROLOGY TESTING AND QUALITY (SMTQ), PHASE II - NEPAL UERAS05004 | 05/10 | 577,359 | 488,137 |
| PROMOTION AND TRANSFER OF MARINE CURRENT EXPLOITATION TECHNOLOGY IN CHINA AND SOUTH-EAST ASIA (PILOT PLANTS) GFRAS10006, XPRAS11001 | 10/08 | 985,000 | 611,086 |
| REGIONAL PLAN FOR INTRODUCTION OF BAT/BEP STRATEGIES TO INDUSTRIAL SOURCE CATEGORIES OF STOCKHOLM CONVENTION ANNEX C OF ARTICLE 5 IN ESEA REGION UERAS08001 | 08/01 | 330,747 | 336,046 |
| RENEWABLE ENERGY DEVELOPMENT FOR ELECTRICITY GENERATION AND PRODUCTIVE USES IN SELECTED ISLAND STATES USRAS10002 | 10/11 | 196,500 | 100,116 |
| SURVEY ON THE POST HARVEST LOSSES (PHL) OF MAIN FOOD COMMODITIES IN ASEAN COUNTRIES - A BASELINE STUDY FOR THE DEVELOPMENT OF TECHNICAL ASSISTANCE PROJECTS ON THE REDUCTION OF PHL IN EXPORTING AND IMPORTING COUNTRIES TERAS06B01 | 06/04 | 34,341 | 30,905 |
| TRADE CAPACITY-BUILDING IN THE MEKONG DELTA COUNTRIES OF CAMBODIA, LAO PDR AND VIET NAM, THROUGH STRENGTHENING INSTITUTIONAL AND NATIONAL CAPACITIES RELATED TO STANDARDS, METROLOGY, TESTING AND QUALITY (SMTQ) - PHASE II (INDEPENDENT EVALUATION) | | | |

| Project number Project title | Approval date | Budget | Delivery |
|--|--------------------------|---------------|-----------------|
| TERAS11003 TRADE CAPACITY-BUILDING IN THE MEKONG DELTA COUNTRIES OF CAMBODIA, LAO PDR AND VIET NAM, THROUGH STRENGTHENING INSTITUTIONAL AND NATIONAL CAPACITIES RELATED TO STANDARDS, METROLOGY, TESTING AND QUALITY (SMTQ) PHASE III | 11/09 | 584,057 | 82,626 |
| Completed | | | |
| XPRAS10001 VALUE CHAIN DEVELOPMENT TOOL FOR PRACTITIONERS IN ASIA | 10/06 | 46,644 | 46,694 |
| EUROPE AND NIS REGION | | | |
| Ongoing | | | |
| TERER08012 ESTABLISHMENT OF A REGIONAL NETWORK FOR CORPORATE SOCIAL RESPONSIBILITY COMPETENCE FOR THE CEE/SEE REGION | 08/10 | 201,031 | 194,425 |
| USRER10002 ESTABLISHMENT OF A UNIDO INVESTMENT AND TECHNOLOGY PROMOTION OFFICE (ITPO) NETWORK IN EURASEC MEMBER STATES | 10/03 | 1,895,000 | 1,687,477 |
| UERER08011 ESTABLISHMENT OF AN INFORMATION MANAGEMENT UNIT FOR THE EURASIAN REGIONAL VIRTUAL CENTER ON TECHNOLOGY FORESIGHT FOR CENTRAL AND EASTERN EUROPE AND THE NEWLY INDEPENDENT STATES (CEE/NIS) - PHASE I | 08/10 | 83,700 | 84,576 |
| GFRER08009 PREPARING FOR HCFC PHASE-OUT IN CEIT'S: NEEDS, BENEFITS AND POTENTIAL SYNERGIES WITH OTHER MEAS | 08/05 | 210,000 | 206,539 |
| XPRER08013 REGIONAL FORUM ON BAT/BEP FOR CEECCA TO PROMOTE STRATEGIES TO REDUCE AND ELIMINATE UNINTENTIONALLY PRODUCED POPS FROM INDUSTRY - SECOND PREPARATORY MEETING AND MINISTERIAL LAUNCHING MEETING | 08/09 | 214,155 | 207,943 |
| UERER10004, XPRER10005 REGIONAL SEMINAR ON INDUSTRIAL PARKS AS A TOOL TO ATTRACT INVESTMENT AND ENHANCE INNOVATION IN SELECTED COUTRIES OF EASTERN EUROPE AND NEWLY INDEPENDENT STATES AFFECTED BY THE CURRENT ECONOMIC DOWNTURN | 10/10 | 123,848 | 41,216 |
| XPRER08010 REGIONAL WORKSHOP - INDUSTRIAL PARKS AND POLICY IMPLICATIONS - PREPARATORY ASSISTANCE | 08/06 | 19,840 | 18,417 |
| USRER09002 TECHNOLOGY FORESIGHT WORKSHOP ON THE FUTURE OF THE AUTOMOTIVE INDUSTRY A POST-CARBON ECONOMY | 10/01 | 40,000 | 40,210 |

| Project number Project title | Approval date | Budget | Delivery |
|--|----------------------|---------------|-----------------|
| LATIN AMERICA AND THE CARIBBEAN REGION | | | |
| Ongoing | | | |
| XPRLA10002 THIRD REGIONAL GRULAC - UNIDO EXPERT GROUP MEETING | 10/08 | 138,156 | 124,854 |
| XPRLA11001 DEVELOPMENT OF ECONOMIC STRATEGIES FOR ENERGY AND SUSTAINABLE DEVELOPMENT IN THE LAC REGION | 11/03 | 75,549 | 61,008 |
| XPRLA08002, XPRLA10001 ESTABLISHMENT OF AN INTERACTIVE SCHEME TO FACILITATE THE EXCHANGE OF INDUSTRIAL KNOWLEDGE AND EXPERTISE (INDUSTRIAL KNOWLEDGE BANK) IN THE LAC REGION | 08/03 | 147,606 | 136,392 |
| USRLA08008 INSTITUTIONAL CAPACITY-BUILDING AND REGIONAL NETWORKING TO PROMOTE CREATIVE INDUSTRIES IN THE CARIBBEAN: PILOTING A UNIDO-LED SYSTEM OF ENTREPRENEURSHIP DEVELOPMENT IN THE MULTIMEDIA AUDIOVISUAL CREATIVE INDUSTRIES (MACIS) | 08/12 | 185,840 | 186,124 |
| TERLA07005, UERLA09001, UERLA09003, UERLA10004 OBSERVATORY FOR RENEWABLE ENERGY IN LATIN AMERICA AND THE CARIBBEAN - PORTFOLIO OF PROJECTS | 07/12 | 3,583,297 | 2,809,919 |
| XPRLA10003 REGIONAL PROGRAMME FOR STRENGTHENING COMPETITIVENESS AND INNOVATION - PREPARATORY ASSISTANCE | 10/10 | 44,678 | 1,610 |
| TFRLA06008 STRENGTHENING AND PROMOTION OF THE UNIDO REGIONAL CLEANER PRODUCTION PROGRAMME FOR LATIN AMERICA AND THE CARIBBEAN | 06/10 | 54,825 | 35,573 |
| TFRLA08004 TECHNICAL ASSISTANCE TO INTRODUCE NEW EMERGING CHEMICAL ALTERNATIVES FOR THE REPLACEMENT OF METHYL BROMIDE | 08/07 | 147,400 | 134,943 |
| UERLA09002 TECHNOLOGY FORESIGHT FOR LATIN AMERICA AND THE CARIBBEAN COUNTRIES: REGIONAL PRODUCTIVE CHAIN - THE FUTURE OF PRODUCTS OF THE ANDEAN HIGH PLATEAU AND CENTRAL VALLEYS - TEXTILE FROM CAMELID FIBERS | 09/05 | 301,419 | 301,033 |
| GLOBAL | | | |
| Ongoing | | | |
| XPGLO11036 15TH EUROPEAN ROUND TABLE ON SUSTAINABLE CONSUMPTION AND PRODUCTION, BREGENZ, AUSTRIA, 2-4 MAY 2012 | 11/12 | 58,140 | 0 |
| UEGLO09018 2009 NETWORK MEETING OF THE UNIDO-UNEP GLOBAL NETWORK FOR RESOURCE EFFICIENT AND CLEANER PRODUCTION (RECP) IN DEVELOPING AND TRANSITION ECONOMIES | 09/08 | 478,496 | 467,339 |

| Project number Project title | Approval date | Budget | Delivery |
|---|--------------------------|---------------|-----------------|
| TFGLO09025 AE/JPO MR. M. LANDI | 09/10 | 253,706 | 239,751 |
| TFGLO09002 AE/JPO MS. C. SCHIMECK | 09/09 | 348,305 | 264,104 |
| TFGLO08038 AE/JPO MS. HEDDA FEMUNSEN | 08/12 | 193,753 | 182,997 |
| TFGLO10020 AE/JPO MS. M. OGIHARA | 10/06 | 246,990 | 160,784 |
| TEGLO10022 ASSOCIATE EXPERT - MR. FLORIAN IWINJAK | 10/08 | 108,874 | 150,865 |
| TFGLO11009 ASSOCIATE EXPERT - MR. K. AOKI | 11/02 | 121,695 | 86,381 |
| TEGLO10021 ASSOCIATE EXPERT - MR. PHILIPP NEUERBURG | 10/08 | 251,854 | 160,269 |
| TEGLO09030, TEGLO10002 CARBON CAPTURE AND STORAGE - INDUSTRIAL SECTOR ROADMAP | 09/12 | 505,890 | 494,072 |
| XPGLO11027 CHALLENGE FUND FOR STRATEGIC THEMATIC RESEARCH | 11/08 | 327,035 | 0 |
| TFGLO07027, TFGLO07B27 CIIC MOSCOW | 07/12 | 966,168 | 800,810 |
| XPGLO09002 COOPERATION WITH GLOBAL ENERGY ASSESSMENT ON THE DEVELOPMENT OF INDUSTRIAL SECTOR ENERGY END-USE MODULE | 09/01 | 506,574 | 471,373 |
| XPGLO11008 DEVELOPMENT OF AN INTEGRATED UNIDO TA APPROACH TO FOSTERING SUSTAINABLE LINKAGES IN THE AUTOMOTIVE INDUSTRY IN DEVELOPING AND TRANSITION COUNTRIES | 11/03 | 68,681 | 57,447 |
| GFGLO11013 DEVELOPMENT OF THE GUIDELINES FOR UPDATING OF NATIONAL IMPLEMENTATION PLANS (NIPS) UNDER THE STOCKHOLM CONVENTION TAKING INTO ACCOUNT THE NEW POPS ADDED TO THE CONVENTION | 11/03 | 719,000 | 592,488 |
| TEGLO09029 DIFFUSION DE LA DEMARCHE D'APPUI AUX CLUSTERS DANS LE CADRE DE CINQ ATELIERS REGIONAUX | 10/06 | 191,994 | 186,528 |
| UFGLO06200, XPGLO10019, XPGLO10A19, XPGLO10D03, XPGLO10D09, XPGLO10D25, XPGLO10D28, XPGLO10D29, XPGLO10D34, XPGLO10D41, XPGLO10D42, XPGLO10D48 ENHANCING THE COORDINATION AND SUPPORT OF UNIDO INVOLVEMENT IN DAO AND CCA/UNDAF PROCESSES | 06/12 | 895,629 | 769,504 |
| GPGLO10029, XPGLO10030 ESTABLISHING SUSTAINABLE LIQUID BIOFUELS PRODUCTION | 10/12 | 716,241 | 577,608 |
| TEGLO09013 FACILITATOR MECHANISM FOR THE ESTABLISHMENT OF AN INTERNATIONAL INDUSTRIAL BIOTECHNOLOGY NETWORK | 09/07 | 941,448 | 290,927 |
| XPGLO10005 FOLLOW UP AND IMPLEMENTATION OF GREEN INDUSTRY INITIATIVE | 10/03 | 487,241 | 381,820 |
| TFGLO06019 FURTHER IMPLEMENTATION OF RESULTS-BASED MANAGEMENT (RBM) IN UNIDO | 06/10 | 176,007 | 166,672 |

| Project number Project title | Approval date | Budget | Delivery |
|---|--------------------------|---------------|-----------------|
| GFGLO10004 GLOBAL ENERGY ASSESSMENT: DEVELOPING POLICY TOOLS FOR JOINTLY REDUCING ENERGY POVERTY AND GREENHOUSE GAS EMISSIONS | 10/02 | 1,000,000 | 1,000,000 |
| FMGLO10014 GLOBAL KNOWLEDGE MANAGEMENT SYSTEM FOR PRIVATE SECTOR DEVELOPMENT | 10/08 | 705,608 | 359,262 |
| UEGLO11018, UEGLO11022 GLOBAL PROMOTION, ADAPTATION AND APPLICATION OF INNOVATIVE CHEMICAL LEASING BUSINESS APPROACHES FOR SOUND CHEMICALS | 11/10 | 228,671 | 0 |
| XPGLO11006 GREEN INDUSTRY CONFERENCE: EAST MEETING WEST ON INNOVATION | 11/03 | 193,798 | 95,184 |
| XPGLO11020 IMPLEMENTING THE "STRATEGIC FRAMEWORK FOR UNIDO PARTNERSHIPS WITH MULTINATIONAL COMPANIES AND PRIVATE SECTOR FOUNDATIONS" | 11/08 | 285,714 | 84,965 |
| XPGLO11025 INCREASING UNIDO VISIBILITY THROUGH IMPROVED COMMUNICATION AND ADVOCACY SUPPORT FOR THE 14TH SESSION OF THE GENERAL CONFERENCE | 11/08 | 90,439 | 86,850 |
| XPGLO11024 INCREASING UNIDO VISIBILITY THROUGH IMPROVED PRINT, MULTIMEDIA AND ONLINE PRODUCTS WITH SPECIAL EMPHASIS ON AFRICA | 11/08 | 129,199 | 68,042 |
| XPGLO10021 INDEPENDENT EVALUATION OF THE PROJECT: CONSTRUCTION OF CENAME LABORATORY BUILDING (US/GUA/02/106) | 10/08 | 5,850 | 4,803 |
| XPGLO10028 INDEPENDENT EVALUATION OF UNIDO'S ONLINE PROCUREMENT TEST | 10/11 | 6,742 | 5,273 |
| XPGLO10010 INDEPENDENT THEMATIC EVALUATIONS OF FIELD OFFICES | 10/04 | 68,236 | 70,150 |
| XPGLO11028 INDUSTRIAL DEVELOPMENT FORUM, 2011 | 11/09 | 192,044 | 43,445 |
| XPGLO11033 INDUSTRIAL POLICY SUPPORT FUND | 11/11 | 284,272 | 0 |
| TEGLO06001 INTER-AGENCY COORDINATION OF TRADE CAPACITY- BUILDING | 06/06 | 222,675 | 219,562 |
| TEGLO04105, TEGLO11105 INTERNATIONAL CENTRE FOR SCIENCE AND HIGH TECHNOLOGY (ICS) | 03/12 | 35,895,228 | 33,196,759 |
| IPGLO11CPR, TFGLO10032, TNGLO10032 INVESTMENT AND TECHNOLOGY PROMOTION OFFICE IN BEIJING | 07/12 | 1,002,686 | 919,386 |
| IEGLO04ITA, UEGLO09100 ITPO ITALY | 04/09 | 6,156,219 | 5,910,990 |
| IEGLO03014, IEGLO04FF1, TEGLO09014, TEGLO09A14, UEGLO09004 ITPO PARIS | 06/12 | 6,592,869 | 5,783,409 |

| Project number Project title | Approval date | Budget | Delivery |
|---|--------------------------|---------------|-----------------|
| USGLO09006 ITPO SEOUL | 09/03 | 773,707 | 605,393 |
| UEGLO04006 ITPO WALLOON | 05/02 | 671,994 | 585,299 |
| XPGLO07025 LABORATORY NETWORK OF TESTING AND CALIBRATION FACILITIES IN DEVELOPING COUNTRIES | 07/10 | 222,465 | 216,833 |
| XPGLO11032 LAUNCH OF THE INDUSTRIAL DEVELOPMENT REPORT 2011 | 11/10 | 100,273 | 38,921 |
| TEGLO11026 NETWORK OF NETWORKS FOR IMPACT EVALUATION (NONIE) | 11/11 | 49,412 | 0 |
| TEGLO11030 PREPARATORY ASSISTANCE FOR DEVELOPMENT OF RENEWABLE ENERGY PROJECTS | 11/10 | 327,422 | 92,708 |
| XPGLO06B01, XPGLO06B03, XPGLO06B04, XPGLO06B19, XPGLO06B30, XPGLO06B42, XPGLO08018, XPGLO08B01, XPGLO08B04, XPGLO08B07, XPGLO08B10, XPGLO08B23, XPGLO08B24, XPGLO08B26, XPGLO08B27, XPGLO08B28, XPGLO08B31, XPGLO08B33, XPGLO08B39, XPGLO08B41, XPGLO10027 PROGRAMMATIC SUPPORT FUND (PSF) FOR UNIDO FIELD UNITS | 08/07 | 575,023 | 477,683 |
| UEGLO09017 PROGRAMME TO INCREASE AVAILABILITY OF HIGH-QUALITY AND SAFE FOOD AND REDUCE POST-HARVEST LOSSES IN ACP COUNTRIES: ESTABLISHMENT OF ETRACE AS AN EXCELLENCE CENTRE FOR TRACEABILITY AND AGRIBUSINESS TRADE DEVELOPMENT | 09/07 | 1,118,626 | 787,170 |
| TEGLO08008 PROMOTION OF INDUSTRIAL INVESTMENT IN DEVELOPING COUNTRIES AND ECONOMIES IN TRANSITION (UNIDO ITPO IN THE UNITED KINGDOM OF GREAT BRITAIN AND NORTHERN IRELAND) | 08/07 | 562,142 | 107,348 |
| UEGLO09011 PROMOTION OF SME EXPORT CONSORTIA: CONSOLIDATION PHASE WITH A FOCUS ON POVERTY ALLEVIATION IN THE AGRO INDUSTRY SECTOR | 09/04 | 747,306 | 727,094 |
| UEGLO10015 REGIONAL DEVELOPMENT AND STRENGTHENING OF THE UNIDO - UNEP NETWORK FOR RESOURCE EFFICIENT AND CLEANER PRODUCTION (RECP) IN DEVELOPING AND TRANSITION ECONOMIES | 10/06 | 118,442 | 116,535 |
| XPGLO11021 REVIEW OF CIP INDEX METHODOLOGY | 11/07 | 85,592 | 6,248 |
| XPGLO11021 REVIEW OF CIP INDEX METHODOLOGY | 11/07 | 85,592 | 6,248 |
| UEGLO09008 REVISITING UNIDO'S TRADE CAPACITY-BUILDING APPROACH | 09/02 | 114,216 | 99,484 |
| XPGLO11029 RIO + 20 CONFERENCE: SUPPORT FROM THE COUNTRY OFFICE OF BRAZIL | 11/10 | 50,000 | 16,000 |

| Project number Project title | Approval date | Budget | Delivery |
|---|--------------------------|---------------|-----------------|
| TEGLO11015, TEGLO11031, UEGLO11014 STRATEGIC COOPERATION BETWEEN UNIDO AND THE EUROPEAN COMMISSION DIRECTORATE GENERAL FOR HEALTH AND CONSUMERS (DG SANCO) - DEVELOPMENT AND PILOT APPLICATIONS OF A FOOD SAFETY ALERT RAPID RESPONSE FACILITY (FSA-RRF) | 11/06 | 543,002 | 33,501 |
| TEGLO10023, XPGLO11007 STRENGTHENING THE LOCAL PRODUCTION OF ESSENTIAL MEDICINES IN DEVELOPING COUNTRIES THROUGH ADVISORY AND CAPACITY-BUILDING SUPPORT | 11/02 | 723,304 | 243,968 |
| TEGLO08030, XPGLO09016 STRENGTHENING THE LOCAL PRODUCTION OF GENERIC DRUGS IN LDCS THROUGH THE PROMOTION OF SMES, BUSINESS PARTNERSHIPS, INVESTMENT PROMOTION AND SOUTH - SOUTH COOPERATION | 08/09 | 1,934,679 | 1,974,925 |
| XPGLO11034 SUMMER COURSE: GREEN INDUSTRY: MOVING TOWARDS THE INDUSTRY OF THE FUTURE | 11/11 | 75,239 | 0 |
| XPGLO08024 SUPPORT FOR UN ENERGY: SCALING-UP TO MEET THE CHALLENGE | 08/08 | 329,677 | 328,649 |
| TEGLO10017, UEGLO10016 SUPPORT TO AGRIBUSINESS AND AGRO-INDUSTRY DEVELOPMENT INITIATIVES: IMPLEMENTING THE THREE FRAMEWORKS - FINNISH PORTION | 10/08 | 548,588 | 284,963 |
| TFGLO09022 SUPPORT TO THE ESTABLISHMENT AND DEVELOPMENT OF INTERNATIONAL CENTRE ON NANOTECHNOLOGY (ICN) | 11/12 | 454,545 | 0 |
| SNCPR10007, TFGLO11019 SUPPORT TO THE UN SECRETARY-GENERAL'S INITIATIVE ON SUSTAINABLE ENERGY FOR ALL (DANISH CONTRIBUTION) | 11/08 | 292,077 | 144,271 |
| TFGLO08031 THE SOUTH-SOUTH GLOBAL ASSETS AND TECHNOLOGY EXCHANGE (GATE) SYSTEM; ENHANCING CAPACITY OF PROJECT APPRAISAL | 08/09 | 248,107 | 247,560 |
| USGLO04116 THEMATIC COOPERATION BETWEEN UNIDO AND SWISS AGENCY FOR DEVELOPMENT AND COOPERATION IN THE AREA OF SME CLUSTER DEVELOPMENT AND CORPORATE SOCIAL RESPONSIBILITY | 04/12 | 1,668,142 | 1,533,200 |
| XPGLO11110 THEMATIC EVALUATION - UNIDO POPS PROJECTS | 11/03 | 42,124 | 42,934 |
| XPGLO11111 THEMATIC EVALUATION - UNIDO'S CONTRIBUTION TO MDGS | 11/03 | 34,341 | 29,189 |
| XPGLO10026 THEMATIC EVALUATION OF UNIDO UPGRADING INITIATIVES | 10/11 | 53,623 | 27,289 |
| XPGLO09009 THEMATIC EVALUATION ON HUMAN SECURITY AND POST CRISIS REHABILITATION (IRAQ AND LEBANON) | 09/03 | 49,026 | 48,369 |
| TFGLO07100 BUFFER ACCOUNT FOR TRUST FUND | 07/12 | 5,477 | 6,476 |

| Project number Project title | Approval date | Budget | Delivery |
|---|--------------------------|---------------|-----------------|
| TEGLO09001, TEGLO11016 TRADE CAPACITY-BUILDING RESOURCE GUIDE (WEB-BASED INTERACTIVE TOOL) | 09/01 | 354,597 | 268,573 |
| TEGLO08035, TEGLO11004, TEGLO11112 TRADE STANDARDS COMPLIANCE REPORT | 08/11 | 527,478 | 450,809 |
| TEGLO08023 UNIDO BUSINESS PARTNERSHIP PROGRAMME - ICT FOR DEVELOPMENT | 08/08 | 212,505 | 110,024 |
| XPGLO08004 UNIDO GOODWILL AMBASSADOR PROGRAMME | 08/04 | 70,262 | 57,650 |
| UEGLO10024, XPGLO10013 UNIDO INSTITUTE TRAINING COURSE: GREEN INDUSTRY: MOVING TOWARDS THE INDUSTRY OF THE FUTURE | 10/10 | 294,366 | 298,827 |
| IPGLO01BAH, USGLO10152 UNIDO INVESTMENT AND TECHNOLOGY OFFICE IN BAHRAIN | 02/05 | 3,493,049 | 2,581,149 |
| XPGLO11002 UNIDO PARTICIPATION IN THE FOURTH UNITED NATIONS CONFERENCE ON THE LEAST DEVELOPED COUNTRIES (LDC IV) | 11/02 | 94,687 | 95,485 |
| UEGLO08025 UNIDO SERVICE IN GREECE FOR THE PROMOTION OF INDUSTRIAL INVESTMENTS AND THE STRENGTHENING OF COOPERATION WITH DEVELOPING COUNTRIES - ITPO ATHENS | 08/11 | 1,136,755 | 1,137,530 |
| USGLO10119 UNIDO SERVICE IN JAPAN FOR THE PROMOTION OF INDUSTRIAL INVESTMENT IN DEVELOPING COUNTRIES (INVESTMENT AND TECHNOLOGY PROMOTION OFFICE) | 10/12 | 4,174,043 | 2,126,133 |
| USGLO05001 UNIDO SERVICES IN MEXICO FOR THE PROMOTION OF INDUSTRIAL INVESTMENT AND TECHNOLOGY (INVESTMENT AND TECHNOLOGY PROMOTION OFFICE) | 06/06 | 1,166,909 | 1,131,315 |
| FIGLO11017, XPGLO10025, XPGLO11012 UNIDO SUPPORT FOR A NEW SECRETARY-GENERAL'S ENERGY INITIATIVE "SUSTAINABLE ENERGY FOR ALL" (I.E. E4A 2030) AND THE RIO+20 PROCESS | 11/07 | 580,017 | 346,593 |
| XPGLO08003, XPGLO10008 UNIDO SUPPORT FOR THE DEVELOPMENT AND PROMOTION OF GEF ACTIVITIES AND PROJECTS | 08/02 | 479,132 | 457,967 |
| XPGLO11001 UNIDO'S CONTRIBUTION TO ONE UN MECHANISMS | 11/02 | 40,872 | 36,218 |
| XPGLO11003 WORKSHOP ON HAZARDOUS SUBSTANCES WITHIN THE LIFE CYCLE OF ELECTRICAL AND ELECTRONIC PRODUCTS | 11/02 | 54,496 | 44,634 |
| Completed | | | |
| XPGLO07018 GLOBAL AGRO-INDUSTRIES FORUM: IMPROVING COMPETITIVENESS AND DEVELOPMENT IMPACT, NEW DELHI, APRIL 2008 | 07/05 | 373,853 | 364,018 |
| TEGLO08020 JPO/AE MR. M. WELSCH | 08/07 | 196,762 | 190,754 |
| XPGLO08006 | 08/04 | 31,420 | 31,004 |

| Project number Project title | Approval date | Budget | Delivery |
|--|--------------------------|---------------|-----------------|
| META EVALUATION OF ITPOS INCLUDING INDEPENDENT EVALUATIONS OF ITPOS GREECE AND BAHRAIN XPGLO09019 PROCESS EVALUATION OF UNIDO'S FIELD MOBILITY POLICY | 09/08 | 43,558 | 40,827 |
| INTERREGIONAL | | | |
| Ongoing | | | |
| USINT10007 CAPACITY-BUILDING OF INVESTMENT PROMOTION AGENCIES AND BUSINESS PARTNERSHIPS BETWEEN THE REPUBLIC OF KOREA AND SELECTED COUNTRIES IN SUB-SAHARAN AFRICA | 10/08 | 265,486 | 141,576 |
| YAIN10002 CLIMATE CHANGE MITIGATION IN INDUSTRIAL ACTIVITY THROUGH INVESTMENT AND TECHNOLOGY COMPACTS AND PARTNERSHIPS - SOUTH AFRICA AND CHINA | 10/02 | 205,245 | 204,610 |
| TFINT03002 ESTABLISHMENT AND OPERATION OF THE INTERNATIONAL CENTRE FOR HYDROGEN ENERGY TECHNOLOGY (ICHET) | 04/04 | 27,793,381 | 25,115,907 |
| XPINT11019, YAIN11018 EXPERT GROUP MEETING ON YOUTH PARTICIPATION IN INCLUSIVE ECONOMIC DEVELOPMENT IN THE MENA REGION (24-25 NOVEMBER 2011) - LESSONS LEARNED IN THE REGION AND THE WAY FORWARD | 11/09 | 69,959 | 38,780 |
| PEINT11007, PEINT11008, PEINT11009 DEVELOPMENT OF EDUCATIONAL PROGRAMMES AND TRAINING INITIATIVES RELATED TO HYDROGEN TECHNOLOGIES AND FUEL CELLS IN EUROPE (HYPROFESSIONALS) | 11/06 | 623,564 | 14,420 |
| YAIN11004 IDB 39TH SESSION SIDE EVENT "MAKING THE MOST OF COMMODITY BOOM: THE CASE FOR INDUSTRIAL DIVERSIFICATION", JUNE 2011 | 11/06 | 14,957 | 9,118 |
| XPINT11001 INTERNATIONAL POLICY CONFERENCE "COMPETITIVENESS AND DIVERSIFICATION: STRATEGIC CHALLENGES IN A PETROLEUM-RICH ECONOMY" | 11/01 | 133,534 | 127,302 |
| XPINT12001 INTERNATIONAL WORKSHOP AND STUDY TOUR PROGRAMME ON FOOD PROCESSING, PACKAGING AND CONTROL OF MYCOTOXINS IN FOODSTUFFS | 12/01 | 30,000 | 0 |
| XPINT09002 INTERNATIONAL WORKSHOP ON CLEANER SUSTAINABLE PRODUCTION IN THE COTTON TEXTILES AND LEATHER- BASED INDUSTRIES | 09/06 | 23,209 | 21,326 |
| UEINT11010 INTERREGIONAL PROJECT TO PROMOTE SME ORIGIN AND EXPORT CONSORTIA | 11/03 | 1,260,621 | 183,146 |
| YAIN11012 LAUNCH OF UNIDO BOOK - AGRIBUSINESS FOR AFRICA'S PROSPERITY | 11/08 | 252,400 | 172,526 |
| XPINT09A09 LDC MINISTERIAL CONFERENCE, 3-4 DECEMBER 2009 | 11/02 | 13,624 | 14,815 |

| Project number Project title | Approval date | Budget | Delivery |
|---|----------------------|---------------|-----------------|
| ° XPINT11021 LDCS' STRUCTURAL TRANSFORMATION AND UNIDO'S SUPPORT IN THE CONTEXT OF THE ISTANBUL PROGRAMME OF ACTION | 11/09 | 167,959 | 43,757 |
| YAIN11020 LDCS' STRUCTURAL TRANSFORMATION AND UNIDO'S SUPPORT IN THE CONTEXT OF THE ISTANBUL PROGRAMME OF ACTION | 11/09 | 626,667 | 623,809 |
| UEINT08008 OPTIMA - PROGRAMME D'APPUI A LA PROMOTION DES INVESTISSEMENTS ET DE PARTENARIATS INDUSTRIELS DANS L'AGROALIMENTAIRE ET L'AGRO-INDUSTRIE ENTRE LA FRANCE ET UNE SELECTION DE PAYS EN DEVELOPPEMENT | 08/08 | 292,389 | 172,941 |
| XPINT11E17 ORGANIZATION OF FIVE REGIONAL ROUND TABLES AT THE OCCASION OF THE 14TH SESSION OF THE GENERAL CONFERENCE, 28 NOVEMBER - 2 DECEMBER 2011 | 11/09 | 81,400 | 45,438 |
| YAIN11A16 ORGANIZATION OF FIVE REGIONAL ROUND TABLES AT THE OCCASION OF THE 14TH SESSION OF THE GENERAL CONFERENCE, 28 NOVEMBER - 2 DECEMBER 2011 | 11/09 | 65,952 | 58,834 |
| XPINT11A17 ORGANIZATION OF FIVE REGIONAL ROUND TABLES AT THE OCCASION OF THE 14TH SESSION OF THE GENERAL CONFERENCE, 28 NOVEMBER - 2 DECEMBER 2011 | 11/09 | 20,576 | 0 |
| XPINT11B17, XPINT11C17, XPINT11D17 ORGANIZATION OF FIVE REGIONAL ROUND TABLES AT THE OCCASION OF THE 14TH SESSION OF THE GENERAL CONFERENCE, 28 NOVEMBER - 2 DECEMBER 2011 | 11/09 | 223,798 | 147,579 |
| YAIN11B16 ORGANIZATION OF FIVE REGIONAL ROUND TABLES AT THE OCCASION OF THE 14TH SESSION OF THE GENERAL CONFERENCE, 28 NOVEMBER - 2 DECEMBER 2011 | 11/09 | 31,550 | 25,668 |
| YAIN11023 PARTICIPATION OF HIGH-LEVEL DIGNITARIES IN VARIOUS EVENTS | 11/10 | 98,226 | 28,814 |
| XPINT11024 PARTICIPATION OF HIGH-LEVEL DIGNITARIES IN VARIOUS EVENTS | 11/10 | 64,000 | 0 |
| YAIN12003 PRESENTATION OF UNIDO BOOK ON AGRIBUSINESS FOR AFRICA'S PROSPERITY | 12/01 | 85,271 | 0 |
| XPGLO11010, XPINT10008 ROUND TABLE ON GREEN INDUSTRY: INNOVATION AND COMPETITIVENESS THROUGH RESOURCE PRODUCTIVITY AND ENVIRONMENTAL EXCELLENCE | 11/04 | 383,749 | 345,629 |
| XPINT09015 SEVENTEENTH SESSION OF THE UNIDO LEATHER AND LEATHER PRODUCTS INDUSTRY PANEL | 09/11 | 72,383 | 71,470 |
| YAIN11014 SOUTH-SOUTH POLICY ADVICE SUPPORTING HYDRO ENERGY AND RELATED INVESTMENTS (BRAZIL-SADC) | 11/09 | 109,012 | 0 |

| Project number Project title | Approval date | Budget | Delivery |
|---|--------------------------|---------------|-----------------|
| YAIN11026 SUPPORT TO AGRIBUSINESS AND AGRO-INDUSTRY DEVELOPMENT INITIATIVES: IMPLEMENTING THE THREE FRAMEWORKS | 11/12 | 66,687 | 187,476 |
| YAIN10003 TRAVEL OF THE AFRICAN UNION COMMISSIONER FOR ECONOMIC AFFAIRS WITH THE DG TO JAPAN, 13-17 JUNE 2010, COMMENCING IN OSAKA AND ENDING IN TOKYO | 10/04 | 8,193 | 8,018 |
| TFINT11015 UNIDO - HEWLETT PACKARD (HP) COOPERATION FOR ENTREPRENEURSHIP AND IT CAPACITY-BUILDING IN AFRICA, ASIA, LATIN AMERICA AND THE MIDDLE EAST | 11/09 | 324,545 | 42,392 |
| TEINT08002, TEINT08A02 UNIDO INCREASED PARTICIPATION IN THE AID FOR TRADE AND ENHANCED INTEGRATED FRAMEWORK PROCESS AND PILOT PROJECT FORMULATION FOR 8 LDCS | 08/05 | 370,942 | 363,736 |
| XPINT11003 UNIDO INSTITUTE - DEVELOPING CAPACITIES IN DIAGNOSING INDUSTRIAL VALUE CHAINS - PREPARATORY ASSISTANCE | 11/03 | 41,882 | 31,903 |
| TFINT10004 UNIDO-HEWLETT PACKARD COOPERATION FOR ENTREPRENEURSHIP AND IT EDUCATION IN AFRICA, ASIA, LATIN AMERICA AND THE MIDDLE EAST | 10/05 | 230,000 | 200,965 |
| USINT10010 UNIDO-KRISS TRAINING PROGRAMME IN METROLOGY, DAEJON, REPUBLIC OF KOREA | 10/10 | 136,055 | 92,592 |
| XPINT08003, XPINT08A03 VALIDATION WORKSHOP OF THE EIF PROGRAMMES AND LDC MINISTERIAL CONFERENCE | 08/06 | 926,218 | 880,217 |
| TEINT11011, TEINT11013, TFINT11006, UEINT11005, XPINT11002, XPINT11A02 VIENNA ENERGY CONFERENCE 2011: ENERGY FOR ALL - TIME FOR ACTION | 11/08 | 433,622 | 448,276 |
| Completed | | | |
| XPINT08011 ASSISTANCE TO MOROCCO FOR THE ORGANIZATION OF THE 8TH SESSION OF THE WORLD SEAFOOD CONGRESS | 08/11 | 85,342 | 81,017 |
| SFINT04002 CAPACITY-BUILDING IN TRANSFER AND DIFFUSION OF ENVIRONMENTALLY-SOUND TECHNOLOGIES TO BRAZIL FOR ENHANCEMENT OF PRODUCTIVITY AND SUSTAINED GROWTH OF ITS INDUSTRY | 05/07 | 426,232 | 425,563 |
| XPINT08007 INTERNATIONAL WORKSHOP AND STUDY TOUR ON FOOD LABORATORIES MANAGEMENT AND PRACTICE, PREVENTION AND CONTROL OF MYCOTOXINS IN FOOD STUFF AND FOOD SAFETY | 08/08 | 27,632 | 22,168 |