

附录

目录

- A. 业务额统计
- B. 自愿捐款项下的项目核准额
- C. 与最不发达国家的技术合作
- D. 技术合作经常方案
- E. 个人服务协定持有人任用情况
- F. 2014年订立的协定和其他安排
- G. 投资和技术促进办事处举办的国家推介专题介绍/研讨会
- H. 采购
- I. 外地代表
- J. 工发组织工作人员人数概况
- K. 工作人员能力发展
- L. 工业统计
- M. 技术合作活动清单

本文件未经联合国正式编辑。本文件所使用的名称和材料的编排方式，并不意味着联合国工业发展组织（工发组织）秘书处对任何国家、领土、城市或地区或其当局的法律地位，或者对其边界或界线的划分，或者对其经济制度或发展程度，表示任何意见。“发达”、“工业化”或“发展中”等说法是为了统计之便，不一定表示对某个国家或地区的发展进程所达到的阶段作出的判断。提到公司名称或商业产品并不表示工发组织认可。

附录 A
业务额统计
表格目录

- 1A. 2011 至 2014 年支出
- 1B. 2014 年支出，按捐助方分列
2. 技术合作方案：2011 至 2014 年项目预算核准额和支出
- 3A. 技术合作活动：2013 和 2014 年项目核准额，按资金来源分列
- 3B. 技术合作活动：2014 年项目核准净额，按区域和资金来源分列
4. 2013 和 2014 年技术合作活动支出，按资金来源和项目构成部分分列
5. 2014 年技术合作活动支出，按主题领域和地理区域分列
6. 2011 至 2014 年技术合作活动支出，按地理区域分列
7. 技术合作活动：2014 年项目支出，按地理区域分列
8. 2014 年经常预算和业务预算支出情况，按方案和支出用途分列

表 1A
2011 至 2014 年支出

	2011 年	2012 年	2013 年	2014 年 ^f
	(单位: 百万美元)			
技术合作方案 ^a				
工发组织经常预算 ^b	5.4	6.4	6.7	6.2
开发署核心基金和开发署信托基金, 自 2005 年起 ^c	2.5	1.6	0.4	0.8
工业发展基金	22.0	18.1	22.6	22.2
蒙特利尔议定书	27.3	53.3	58.9	38.8
自筹信托基金	4.8	4.7	6.2	3.6
第三方筹资信托基金	38.5	42.0	32.6	28.8
全球环境基金	25.1	27.6	32.5	45.7
其他信托基金 ^d	22.2	18.3	9.1	4.9
欧洲联盟 (欧盟)	18.9	17.2	11.5	20.2
技术合作方案共计	166.7	189.2	180.5	171.2
	(单位: 百万欧元) ^e			
预算内活动 (总部和外地)				
经常预算 (不包括技术合作)	72.4	64.3	70.8	58.7
方案支助费用	11.0	13.0	14.0	15.0
预算内活动共计 (总部和外地)	83.4	77.3	84.8	73.7

^a 2014 年支出总额将为 1.734 亿美元, 包括非洲特别资源。

^b 技术合作经常方案。

^c 合并开发署的所有基金, 其中包括开发署管理的信托基金, 但不包括由开发署供资的全球环境基金。

^d 包括由联合国其他机构和基金、“一个联合国”基金、西班牙实现千年发展目标基金、商品共同基金、共同出资的投资促进服务活动和其他来源供资的项目。

^e 自 2002 年起, 工发组织方案和预算以欧元为基准。

^f 其中以欧元为基准的项目支出为: 工发组织经常预算: 460 万欧元; 工业发展基金: 840 万欧元; 信托基金: 1,000 万欧元; 其他信托基金: 30 万欧元; 欧盟基金: 1,510 万欧元。

表 1B
2014 年支出，按捐助方分列

	以美元为基准 (单位: 千美元)	以欧元为基准 (单位: 千美元)	以欧元为基准的 美元折合数 (单位: 千美元)	折合美元共计 (单位: 千美元)
工业发展基金特别用途				
奥地利	1	1,224	1,624	1,625
阿塞拜疆		14	18	18
巴林	910			910
中国	2,010			2,010
捷克共和国		2	3	3
丹麦	(9)			(9)
芬兰		99	134	134
德国		647	854	854
印度	466			466
意大利		1,016	1,353	1,353
日本	3,054			3,054
卢森堡		314	422	422
尼日利亚	10			10
波兰		64	88	88
葡萄牙	318			318
大韩民国	328			328
俄罗斯联邦	1,318			1,318
斯洛文尼亚		743	991	991
西班牙			3	3
瑞士	2,380	4,182	5,542	7,922
土耳其	175			175
其他	82	74	101	183
	11,043	8,379	11,133	22,176
自筹信托基金				
喀麦隆	18			18
乍得	25			25
中国	50	59	75	125
哥伦比亚	24			24
哥斯达黎加	74			74
科特迪瓦		46	61	61
刚果		8	13	13
朝鲜民主主义人民共和国		40	54	54
加蓬	61			61
印度	268			268
伊朗伊斯兰共和国	187			187
吉尔吉斯斯坦		77	105	105
尼日利亚	924			924
阿曼	65			65

			以欧元为基准的	
	以美元为基准 (单位: 千美元)	以欧元为基准 (单位: 千美元)	美元折合数 (单位: 千美元)	折合美元共计 (单位: 千美元)
巴拉圭	20			20
南非	(64)	689	883	819
苏丹		6	8	8
阿拉伯叙利亚共和国		25	32	32
乌拉圭	171			171
赞比亚	249			249
	2,072	950	1,231	3,303
信托基金 (可兑换货币)				
阿富汗	(35)			(35)
奥地利	(15)	743	960	945
柬埔寨	161			161
加拿大	2,051			2,051
中国	26			26
丹麦	(1)			(1)
埃及	435			435
德国	46	612	829	875
印度	(6)			(6)
以色列		39	49	49
意大利	436	1,872	2,466	2,902
日本	6,125			6,125
科威特		110	145	145
摩洛哥	7			7
尼日利亚	45			45
挪威	49	2,277	3,006	3,055
大韩民国	405			405
俄罗斯联邦	150			150
南非		(68)	(87)	(87)
西班牙	804			804
瑞典	3,210	426	580	3,790
瑞士	299			299
土耳其	(20)			(20)
美利坚合众国	472			472
其他, 包括非政府	1,969	3,067	4,057	6,026
	16,613	9,078	12,005	28,618
信托基金 (不可兑换货币)				
中国	512			512
	512			512
欧洲联盟	81	15,061	20,132	20,213

表 2
技术合作方案：2011 至 2014 年项目预算核准额和支出
(单位：百万美元)

	2011	2012	2013	2014	2011	2012	2013	2014	2011	2012	2013	2014	2011	2012	2013	2014
	各种资金来源				工发组织经常预算				开发署核心基金/信托基金 ^a				第三方筹资信托基金			
上年结转的项目剩余值 ^b	267.6	349.2	318.0	324.9	5.2	5.3	5.9	6.8	2.1	1.9	0.8	0.9	50.3	48.3	43.9	51.7
本年度核准项目预算 (净)值	247.5	158.0	187.4	191.3	5.5	7.0	7.6	6.4	2.3	0.5	0.5	1.5	35.8	37.6	40.4	29.6
正在执行的核准项目总值	515.1	507.2	505.4	516.2	10.7	12.3	13.5	13.2	4.4	2.4	1.3	2.4	86.1	85.9	84.3	81.3
支出	166.7	189.2	180.5	171.2	5.4	6.4	6.7	6.2	2.5	1.6	0.4	0.8	38.5	42.0	32.6	28.8
转入下年的项目剩余值	348.4	318.0	324.9	345.0	5.3	5.9	6.8	7.0	1.9	0.8	0.9	1.6	47.6	43.9	51.7	52.5
	工业发展基金				蒙特利尔议定书				自筹信托基金				全球环境基金 ^c			
上年结转的项目剩余值 ^b	31.2	27.1	31.3	35.3	68.2	117.3	87.4	74.9	4.7	5.2	5.9	10.3	71.1	118.5	125.8	128.1
本年度核准项目预算 (净)值	17.9	22.3	26.6	28.1	76.4	23.4	46.4	28.9	5.5	5.4	10.6	3.2	72.5	34.9	34.8	54.0
正在执行的核准项目总值	49.1	49.4	57.9	63.4	144.6	140.7	133.8	103.8	10.2	10.6	16.5	13.5	143.6	153.4	160.6	182.1
支出	22.0	18.1	22.6	22.2	27.3	53.3	58.9	38.8	4.8	4.7	6.2	3.6	25.1	27.6	32.5	45.7
转入下年的项目剩余值	27.1	31.3	35.3	41.2	117.3	87.4	74.9	65.0	5.4	5.9	10.3	9.9	118.5	125.8	128.1	136.4
	其他信托基金 ^d				欧洲联盟(欧盟)											
上年结转的项目剩余值 ^b	22.3	15.9	7.3	4.7	12.5	9.7	9.7	12.2								
本年度核准项目预算 (净)值	15.7	9.7	6.5	7.0	15.9	17.2	14.0	32.6								
正在执行的核准项目总值	38.0	25.6	13.8	11.7	28.4	26.9	23.7	44.8								
支出	22.2	18.3	9.1	4.9	18.9	17.2	11.5	20.2								
转入下年的项目剩余值	15.8	7.3	4.7	6.8	9.5	9.7	12.2	24.6								

^a 合并开发署除由其供资的全球环境基金以外的所有基金。

^b 因上年结转的剩余值汇率差异而略作调整。

^c 包括与全球环境基金有关的所有基金。

^d 包括由联合国其他机构和基金、“一个联合国”基金、西班牙实现千年发展目标基金、共同出资的投资促进服务活动、商品共同基金和其他来源供资的项目。

表 3A
技术合作活动：2013 和 2014 年项目核准额，按资金来源分列

资金来源	核准的新项目			经修订的现有项目			核准额/修订额 总净值 (千美元)
	项目数	项目 价值 (千美元)	项目 平均值 (千美元)	项目数	修订额 (千美元)	平均修订额 (千美元)	
2013 年							
工发组织经常预算	79	5,637	71	179	1,940	11	7,577
开发署基金 ^a	4	720	180	9	-193	-21	527
工业发展基金	43	16,835	392	182	9,783	54	26,618
蒙特利尔议定书 ^b	26	35,425	1,363	246	10,971	45	46,396
自筹信托基金	8	8,162	1,020	41	2,426	59	10,588
第三方筹资信托基金	67	29,720	444	224	10,676	48	40,396
全球环境基金	76	33,966	447	112	860	8	34,826
其他信托基金 ^c	13	2,968	228	99	3,565	36	6,533
欧洲联盟（欧盟）	2	4,198	2,099	20	9,785	489	13,983
共计	318	137,631	433	1,112	49,813	45	187,444
2014 年							
工发组织经常预算	58	4,768	82	239	1,689	7	6,457
开发署基金 ^a	2	285	143	2	1,199	600	1,484
工业发展基金	33	17,446	529	158	10,639	67	28,085
蒙特利尔议定书 ^b	72	42,666	593	72	-13,810	-192	28,856
自筹信托基金	11	2,641	240	12	579	48	3,220
第三方筹资信托基金	63	27,662	439	187	1,891	10	29,553
全球环境基金	51	53,628	1,052	10	403	40	54,031
其他信托基金 ^c	8	4,571	571	12	2,444	204	7,015
欧洲联盟（欧盟）	10	18,169	1,817	22	14,405	655	32,574
共计	308	171,836	558	714	19,439	27	191,275

^a 合并开发署除由其供资的全球环境基金以外的所有基金。括号中的修改反映了项目结束后修订预算时的减值。

^b 在蒙特利尔议定书项下，括号中的修订反映的是蒙特利尔议定书现有的项目分割成若干较小的新项目，不影响核准额净值

^c 包括由联合国其他机构和基金、“一个联合国”基金、西班牙实现千年发展目标基金、商品共同基金和其他来源供资的项目。

表 3B
技术合作活动：2014 年项目核准净额，按区域和资金来源分列
(单位：千美元)

资金来源	非洲 (不包括 非洲阿拉伯 国家)	非洲 阿拉伯 国家	亚洲和太平洋 (不包括西亚 阿拉伯国家)	西亚 阿拉伯 国家	欧洲和 中亚	拉丁美洲和 加勒比	全球和 区域间	共计
工发组织经常预算	429	104	477	148	401	550	4,348	6,457
开发署基金 ^a	1,439	0	0	0	0	0	45	1,484
工业发展基金	7,231	3,808	1,604	925	5,231	915	8,371	28,085
蒙特利尔议定书 ^b	-599	1,276	20,790	3,891	-550	3,569	479	28,856
自筹信托基金	1,478	0	1,202	21	319	200	0	3,220
第三方筹资信托基金		-2,224	187	13,635	3,466	2,342	2,111	29,553
全球环境基金	8,027	2	33,058	195	8,539	3,735	475	54,031
其他信托基金 ^c	2,059	0	738	0	364	0	3,854	7,015
欧洲联盟 (欧盟)	16,996	1,827	3,129	0	417	381	9,824	32,574
共计	47,096	4,793	61,185	18,815	18,187	11,692	29,507	191,275
非洲共计	51,889							
阿拉伯国家共计	23,608							

^a 合并开发署除由其供资的全球环境基金以外的所有基金。括号中的修改反映了项目结束后修订预算时的减值。

^b 在《蒙特利尔议定书》项下，括号中的修订反映的是《蒙特利尔议定书》现有的项目分割成若干较小的新项目，不影响核准净额净值。

^c 包括由联合国其他机构和基金、“一个联合国”基金、西班牙实现千年发展目标基金、商品共同基金和其他来源供资的项目。

表 4
2013 和 2014 年技术合作活动支出，按资金来源和项目构成部分列

资金来源	项目人员		分包合同 千美元	研究金 和培训 千美元	设备 千美元	杂项开支 千美元	共计 千美元
	专家 工作 月数	千美元					
2013 年							
工发组织经常预算	351	4,571	781	928	159	244	6,683
开发署基金 ^a	20	238	95	-1	64	7	403
工业发展基金	320	10,390	7,743	2,206	1,983	265	22,587
蒙特利尔议定书	77	3,706	48,263	224	6,443	265	58,901
自筹信托基金	86	2,648	1,292	109	2,053	103	6,205
第三方筹资信托基金	750	15,332	8,703	4,372	3,371	854	32,632
全球环境基金	371	11,210	14,666	1,645	4,453	490	32,464
其他信托基金 ^b	509	4,110	1,462	969	1,104	1,498	9,143
欧洲联盟（欧盟）	240	5,617	3,366	763	1,430	351	11,527
共计	2,724	57,822	86,371	11,215	21,060	4,077	180,545
2014 年							
工发组织经常预算	504	4,610	407	748	185	206	6,156
开发署基金 ^a	30	378	-10	73	365	6	812
工业发展基金	478	11,556	6,861	1,999	1,050	710	22,176
蒙特利尔议定书	129	3,439	29,911	506	4,592	340	38,788
自筹信托基金	88	1,639	1,229	191	498	41	3,598
第三方筹资信托基金	850	14,149	7,337	3,482	2,800	1,067	28,835
全球环境基金	769	13,273	21,475	1,356	8,703	850	45,657
其他信托基金 ^b	101	1,716	1,793	46	912	453	4,920
欧洲联盟（欧盟）	639	9,296	6,500	1,629	2,097	691	20,213
共计	3,588	60,056	75,503	10,030	21,202	4,364	171,155

^a 合并开发署除由其供资的全球环境基金以外的所有基金。

^b 包括由联合国其他机构和基金、“一个联合国”基金、西班牙实现千年发展目标基金、商品共同基金、共同出资的投资促进服务活动和其他来源供资的项目。

表 5
2014 年技术合作活动支出，按主题领域和地理区域分列
(单位：千美元)

主题领域	非洲 (不包括 非洲阿拉伯 国家)	非洲 阿拉伯 国家	亚洲和太平洋 (不包括 西亚阿拉伯 国家)	西亚 阿拉伯 国家	阿拉伯 区域	欧洲和 中亚	拉丁美洲 和加勒比	全球和 区域间	共计
通过生产活动减贫	12,039	5,079	2,648	1,372	276	1,587	133	10,154	33,288
贸易能力建设	9,611	1,476	7,456	2,538	68	777	989	1,564	24,479
环境和能源	18,259	6,086	39,587	3,811	48	21,145	7,495	12,887	109,318
其他	173	565	198	150	7	709	282	1,986	4,070
共计	40,082	13,206	49,889	7,871	399	24,218	8,899	26,591	171,155
非洲共计	53,288								
阿拉伯国家共计	21,476								

表 6
2011 至 2014 年技术合作活动支出，按地理区域分列
(单位：千美元)

地区	2011年	2012年	2013年	2014年
非洲（不包括非洲阿拉伯国家）				
国别项目	30,099	30,942	32,400	36,201
区域项目	17,401	11,600	5,414	3,881
小计	47,500	42,542	37,814	40,082
非洲阿拉伯国家	8,197	13,814	11,762	13,206
亚洲和太平洋 （不包括西亚阿拉伯国家）				
国别项目	46,785	70,157	61,598	47,991
区域项目	2,375	2,566	1,492	1,898
小计	49,160	72,723	63,090	49,889
西亚阿拉伯国家	15,218	10,484	10,924	7,871
阿拉伯区域	773	838	0	399
欧洲和新独立国家				
国别项目	11,561	9,862	16,151	22,767
区域项目	988	487	300	1,451
小计	12,549	10,349	16,451	24,218
拉丁美洲和加勒比				
国别项目	12,561	12,641	16,611	8,402
区域项目	1,116	884	1,266	497
小计	13,677	13,525	17,877	8,899
全球和区域间项目	19,615	24,956	22,627	26,591
共计	166,689	189,231	180,545	171,155

表 7
技术合作活动：2014 年项目支出，按地理区域分列
(单位：千美元)

	非洲 (不包括 非洲阿拉伯 国家)		非洲 阿拉伯 国家		亚洲和太平洋 (不包括 西亚阿拉伯 国家)		西亚 阿拉伯 国家		阿拉伯 区域		欧洲和 中亚		拉丁美洲 和加勒比		全球和 区域间		共计	
	%		%		%		%		%		%		%		%			
A. 按资金来源分列																		
工发组织经常预算	519	1.3	110	0.8	789	1.6	15	0.2	32	8.0	402	1.7	459	5.2	3,830	14.4	6,156	
开发署基金 ^a	770	1.9	0	0.0	0	0.0	0	0.0	0	0.0	0	0.0	4	0.0	38	0.1	812	
工业发展基金	2,450	6.1	3,118	23.6	1,970	3.9	295	3.7	0	0.0	3,582	14.8	333	3.7	10,428	39.2	22,176	
蒙特利尔议定书	3,499	8.7	1,070	8.1	22,978	46.1	3,829	48.6	48	12.0	4,170	17.2	3,111	35.0	83	0.3	38,788	
自筹信托基金	2,145	5.4	8	0.1	884	1.8	96	1.2	0	0.0	130	0.5	288	3.2	47	0.2	3,598	
第三方筹资信托基金	9,609	24.0	4,453	33.7	4,779	9.6	4,067	51.7	66	16.5	1,367	5.6	1,235	13.9	3,259	12.3	28,835	
全球环境基金	9,883	24.7	3,897	29.5	14,251	28.6	-121	-1.5	0	0.0	13,825	57.1	3,050	34.3	872	3.3	45,657	
其他信托基金 ^b	2,699	6.7	-297	-2.2	489	1.0	-310	-3.9	0	0.0	374	1.5	-88	-1.0	2,053	7.7	4,920	
欧洲联盟 (欧盟)	8,508	21.2	847	6.4	3,749	7.5	0	0.0	253	63.4	368	1.5	507	5.7	5,981	22.5	20,213	
共计	40,082		13,206		49,889		7,871		399		24,218		8,899		26,591		171,155	
非洲共计	53,288																	
阿拉伯国家共计	21,476																	
B. 按项目构成部分分列																		
项目人员	16,720	41.7	5,815	44.0	12,771	25.6	2,041	25.9	307	76.9	6,687	27.6	3,795	42.6	11,920	44.8	60,056	
分包合同	10,242	25.6	4,817	36.5	32,870	65.9	3,955	50.2	0	0.0	9,945	41.1	2,744	30.8	10,930	41.1	75,503	
研究金和培训	3,484	8.7	949	7.2	1,554	3.1	436	5.5	7	1.8	1,173	4.8	609	6.8	1,818	6.8	10,030	
设备	8,676	21.6	1,071	8.1	2,211	4.4	1,305	16.6	66	16.5	6,117	25.3	1,189	13.4	567	2.1	21,202	
杂项	960	2.4	554	4.2	483	1.0	134	1.7	19	4.8	296	1.2	562	6.3	1,356	5.1	4,364	
共计	40,082		13,206		49,889		7,871		399		24,218		8,899		26,591		171,155	

^a 合并开发署除由其供资的全球环境基金以外的所有基金。

^b 包括由联合国其他机构和基金、“一个联合国”基金、西班牙实现千年发展目标基金、商品共同基金、共同出资的投资促进服务活动和其他来源供资的项目。

表 8
2014 年经常预算和业务预算支出情况，按方案和支出用途分列
(单位：千欧元)

方案	1 人事费	2 顾问	3 会议	4 旅费	5 技术合作 经常方案 ^a	6 其他	7 2014 年 共计
支出							
A 决策机构							
A.1 决策机构会议	9.9	0.0	0.0	1.3	0.0	485.6	496.8
A.2 决策机构秘书处和与 成员国关系	868.6	0.0	0.0	3.7	0.0	12.4	884.7
小计	878.5	0.0	0.0	5.0	0.0	498.0	1,381.5
B 行政领导和战略管理							
B.1 行政领导和战略规划	2,670.5	41.6	0.8	267.1	0.0	289.5	3,269.7
B.2 评价	731.6	2.6	0.0	6.1	0.0	5.4	745.7
B.3 法律事务	576.7	0.0	0.0	1.5	0.0	1.8	580.0
B.4 内部监督	675.4	4.7	0.0	8.0	0.0	0.6	688.7
B.5 道德规范和问责制	0.0	16.3	0.0	0.0	0.0	0.0	16.3
小计	4,654.2	65.1	0.8	282.9	0.0	297.3	5,300.3
C 优先主题							
C.1 通过生产活动减贫	10,737.4	25.2	5.8	79.9	1,356.8	1,234.3	13,439.3
C.2 贸易能力建设	6,905.8	11.7	0.0	35.3	840.1	132.2	7,925.1
C.3 环境和能源	11,754.0	640.5	23.6	827.5	1,786.5	567.3	15,599.4
C.4 跨领域问题	1,501.9	52.5	0.0	131.3	257.7	148.4	2,091.8
C.5 外地业务支助	2,089.0	3.0	0.0	180.9	0.0	2,591.2	4,864.1
小计	32,988.1	733.0	29.4	1,254.9	4,241.0	4,673.3	43,919.8
D 战略研究、质量保证和宣传							
D.1 战略研究和政策咨询 服务	2,826.1	98.6	0.0	42.8	0.0	90.0	3,057.6
D.2 质量保证和宣传	1,537.7	33.1	0.0	35.7	0.0	177.6	1,784.1
小计	4,363.9	131.7	0.0	78.5	0.0	267.6	4,841.7
E 方案支助服务							
E.1 人力资源管理	2,886.0	36.0	0.0	35.8	0.0	0.6	2,958.4
E.2 财务	3,157.1	0.0	0.0	3.4	0.0	29.0	3,189.6
E.3 采购和后勤服务	3,019.8	0.0	0.0	4.9	0.0	376.5	3,401.2
E.4 信息和通信管理	1,368.8	0.0	0.0	4.2	0.0	888.3	2,261.2
E.5 业务和系统支持	844.2	0.0	0.0	3.3	0.0	891.1	1,738.7
E.6 领导和管理	462.1	0.0	0.0	8.1	0.0	0.4	470.6
小计	11,738.0	36.0	0.0	59.7	0.0	2,185.9	14,019.7
G.1 间接费用	2,656.9	-0.1	0.0	0.0	0.0	5,783.2	8,440.0
支出共计	57,279.6	965.6	30.3	1,681.0	4,241.0	13,705.4	77,902.9

方案	1	2	3	4	5	6	7
	人事费	顾问	会议	旅费	技术合作 经常方案 ^a	其他	2014年 共计
收入							
G.5 政府对外地办事处 费用的捐款	0.0	0.0	0.0	0.0	0.0	524.6	524.6
杂项收入	0.0	0.0	0.0	0.0	0.0	(766.0)	(766.0)
收入共计	0.0	0.0	0.0	0.0	0.0	(241.4)	(241.4)
净额总计	57,279.6	965.6	30.3	1,681.0	4,241.0	13,946.7	78,144.2
房舍管理							
支出							
F 房舍管理							
F.1 共同房舍管理	6,644.6	34.2	0.0	9.7	0.0	13,529.8	20,218.3
F.2 合办房舍管理	104.6	0.0	0.0	0.0	0.0	528.7	633.3
支出共计	6,749.2	34.2	0.0	9.7	0.0	14,058.5	20,851.5

请注意，房舍管理处的全部费用由所有用户分摊，上述支出正在全部收回。工发组织所占净额份额列于上文方案G项下。

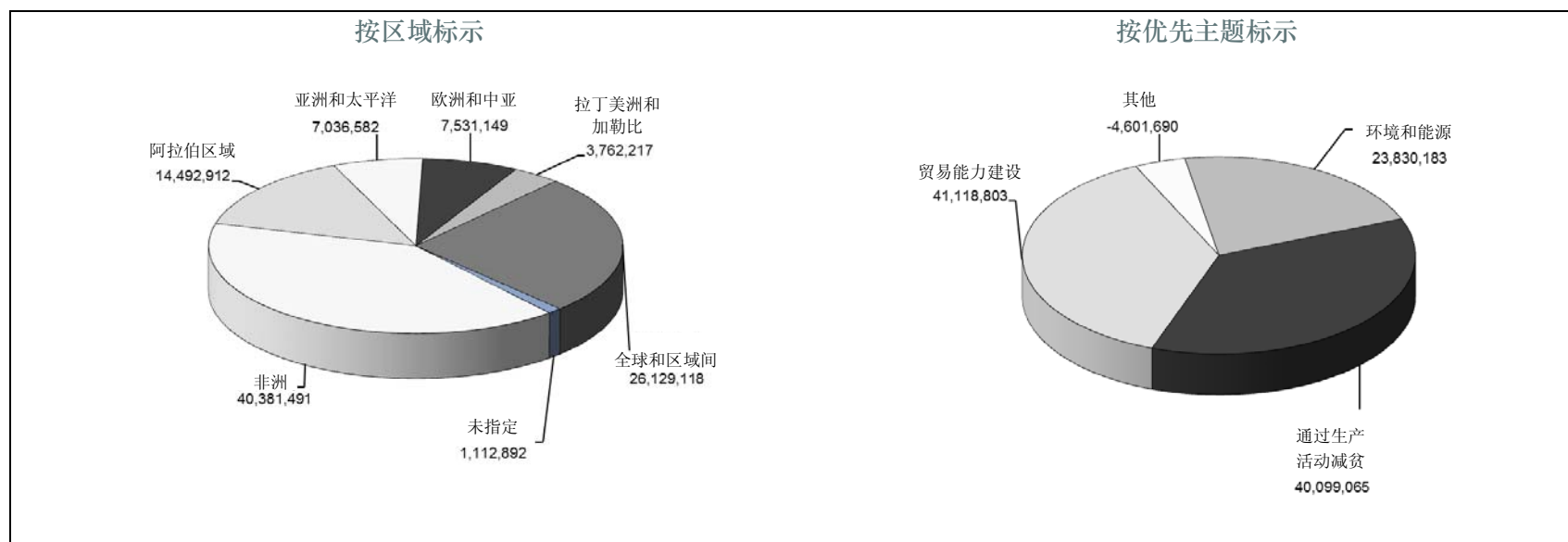
本报告系使用SAP系统中2014-2015两年期的2014-13会计截止期的数据汇编。

^a 系已转入技术合作经常方案特别账户的 2014 年全额拨款。

附录 B

自愿捐款下的项目核准

政府捐款：2014 年核准净额
(不包括方案支助费用)



区域	美元	百分比	工发组织优先主题	美元	百分比
非洲	40,381,491	40.2	环境和能源	23,830,183	23.7
阿拉伯区域	14,492,912	14.4	通过生产活动减贫	40,099,065	39.9
亚洲和太平洋	7,036,582	7.0	贸易能力建设	41,118,803	41.0
欧洲和中亚	7,531,149	7.5	其他	-4,601,690	-4.6
拉丁美洲和加勒比	3,762,217	3.8			
全球和区域间	26,129,118	26.0			
未指定	1,112,892	1.1			
共计 ^{a,b}	100,446,361	100.0	共计 ^c	100,446,361	100.0

^a 包括由商品共同基金、欧洲联盟、自筹信托基金和第三方信托基金捐款、其他联合国机构和基金资助的项目。

^b 包括协理专家/初级专业人员方案 (830,899 美元)。

^c “其他”这一主题大多涉及拨给出版物、跨领域活动、评价工作以及支助工发组织外地办事处的资金。

附录 C 与最不发达国家的合作

表 1: 2014 年执行额, 按国家和资金来源分列^a
(单位: 美元)

区域/国家	经常预算	工业发展基金	全球环境基金	蒙特利尔议定书	自筹信托基金	第三方筹资信托基金	欧洲联盟(欧盟)	开发署核心基金和开发署管理的信托基金	其他来源 ^b	共计
非洲										
安哥拉	0	6,025	40,000	0	0	99,667	0	0	0	145,692
贝宁	0	0	0	26,029	0	0	0	0	0	26,029
布基纳法索	0	0	136,806	1,243	0	0	0	0	0	138,049
布隆迪	0	38	0	1,534	-59	692,972	0	0	0	694,485
中非共和国	0	0	10,476	0	0	0	0	0	0	10,476
乍得	0	0	204,901	2,933	25,321	44,456	0	0	0	277,611
科摩罗	0	0	0	0	0	0	0	-9,117	0	-9,117
刚果民主共和国	0	0	7,463	0	0	195,873	0	0	0	203,336
赤道几内亚	0	0	0	5,579	0	50	0	0	0	5,629
厄立特里亚	0	0	-772	21,614	0	64,990	0	0	0	85,832
埃塞俄比亚	27,653	-4,904	519,151	0	0	1,374,639	0	0	-47,828	1,868,711
冈比亚	142	-823	473,303	4,019	0	0	0	0	0	476,641
几内亚	0	23,857	66,274	0	0	537,769	0	0	830,364	1,458,264
几内亚比绍	0	0	292,496	0	0	0	0	0	0	292,496
莱索托	0	0	22,678	0	0	0	0	0	0	22,678
利比里亚	6	0	978,111	0	0	1,252,997	0	0	0	2,231,114
马达加斯加	48,535	0	69,419	21,163	0	0	0	204,140	0	343,257
马拉维	0	0	0	-785	0	175,332	0	587,964	-1,278	761,333
马里	0	0	191,014	0	0	0	0	0	9,252	200,266
毛里塔尼亚	0	0	0	0	0	0	0	0	0	0
莫桑比克	0	361,943	117,436	14,902	0	-2,911	1,248,013	0	241,983	1,981,366
尼日尔	0	0	153,260	60,096	0	0	0	0	0	213,356
卢旺达	17,971	89	24,265	23,500	0	0	0	0	95,339	161,164
圣多美和普林西比	0	0	2,979	0	0	0	0	0	0	2,979
塞内加尔	63,891	421,853	40,661	3,065	0	278,875	0	0	-9,780	798,565
塞拉利昂	166,689	22,221	402,368	0	0	-8,142	0	-3,529	423	580,030
南苏丹	0	6,469	0	28,369	0	881,180	0	0	249,193	1,165,211
多哥	0	0	12,449	8,759	0	0	0	0	0	21,208
乌干达	0	2,829	234,603	38,114	0	18,002	0	0	0	293,548
坦桑尼亚联合共和国	0	-20,949	1,737,903	2,236	0	54,577	0	0	1,092,322	2,866,089

区域/国家	经常预算	工业发展基金	全球环境基金	蒙特利尔议定书	自筹信托基金	第三方筹资信托基金	欧洲联盟(欧盟)	开发署核心基金和开发署管理的信托基金	其他来源 ^b	共计
赞比亚	0	0	-11,418	-917	248,821	318,354	0	0	0	554,840
小计	324,887	818,648	5,725,826	261,453	274,083	5,978,680	1,248,013	779,458	2,459,990	17,871,038
亚洲和太平洋										
阿富汗	0	0	0	0	0	-35,153	0	0	-5,512	-40,665
孟加拉国	0	23,793	7,046	0	0	786,755	1,937,725	0	0	2,755,319
不丹	0	199,274	0	0	0	57,640	0	0	0	256,914
柬埔寨	0	77,134	481,850	0	0	832,523	0	0	0	1,391,507
基里巴斯	0	0	0	0	0	0	0	0	0	0
老挝人民民主共和国	11,485	-254	54,143	0	0	580,629	0	0	0	646,003
缅甸	42,856	0	315,654	-657	0	619,934	0	0	0	977,787
尼泊尔	28,507	0	38,703	0	0	91,134	0	0	0	158,344
所罗门群岛	0	0	0	0	0	0	0	0	0	0
东帝汶	0	0	0	0	0	0	0	0	0	0
图瓦卢	0	0	0	0	0	0	0	0	0	0
瓦努阿图	0	0	0	0	0	0	0	0	0	0
小计	82,848	299,947	897,396	-657	0	2,933,462	1,937,725	0	-5,512	6,145,209
拉丁美洲和加勒比										
海地	0	0	0	0	0	0	506,574	0	0	506,574
小计	0	0	0	0	0	0	506,574	0	0	506,574
非洲阿拉伯国家										
吉布提	0	0	0	0	0	0	0	0	0	0
索马里	0	0	0	5,120	0	539,465	0	0	0	544,585
苏丹	0	0	24,721	71,486	7,594	1,881,263	0	0	-151,000	1,834,064
小计	0	0	24,721	76,606	7,594	2,420,728	0	0	-151,000	2,378,649
西亚阿拉伯国家										
也门	0	0	0	260,237	0	0	0	0	0	260,237
小计	0	0	0	260,237	0	0	0	0	0	260,237
共计	407,735	1,118,595	6,647,943	597,639	281,677	11,332,870	3,692,312	779,458	2,303,478	27,161,707

^a 不包括最不发达国家与其他发展中国家一起参与的区域项目、区域间项目、全球项目以及单独的研究金和小组培训方案。

^b 包括由联合国其他机构和基金、“一个联合国”基金、西班牙实现千年发展目标基金和其他来源供资的项目。

表 2: 2014 年项目核准总净额, 按国家和资金来源分列^a
(单位: 美元)

区域/国家	经常预算	工业发展基金	全球环境基金	蒙特利尔议定书	自筹信托基金	第三方筹资信托基金	欧洲联盟 (欧盟)	开发署核心基金和开发署管理的信托基金	其他来源 ^b	共计
非洲										
安哥拉	0	0	181,999	0	0	176,991	0	0	0	358,990
贝宁	0	0	0	0	0	0	0	0	0	0
布基纳法索	0	0	0	0	0	0	0	0	0	0
布隆迪	-1,983	0	0	0	0	1,067,125	0	0	0	1,065,142
中非共和国	0	0	0	0	0	0	0	0	0	0
乍得	0	0	664,999	0	0	176,927	0	0	0	841,926
科摩罗	291	0	18,000	0	0	0	0	0	0	18,291
刚果民主共和国	-526	0	0	0	0	241,219	0	0	0	240,693
赤道几内亚	0	0	0	0	0	-4,490	0	0	0	-4,490
厄立特里亚	0	0	170,000	-527	0	0	0	0	0	169,473
埃塞俄比亚	-1,580	2,228,015	0	0	0	1,375,005	0	0	0	3,601,440
冈比亚	-925	-11,971	549,800	0	0	0	0	0	0	536,904
几内亚	0	-18,117	0	-3,523	470,825	0	0	0	1,167,410	1,616,595
几内亚比绍	0	0	1,735,160	0	0	0	0	0	0	1,735,160
莱索托	0	0	0	0	0	0	0	0	0	0
利比里亚	-2,657	0	0	0	0	0	0	0	0	-2,657
马达加斯加	60,335	0	0	0	0	-8,985	0	239,431	0	290,781
马拉维	0	0	0	-1,277	0	420,278	0	1,199,074	0	1,618,075
马里	0	-987	225,000	0	0	0	0	0	0	224,013
毛里塔尼亚	0	0	0	0	0	0	0	0	0	0
莫桑比克	-1,296	23,272	0	0	0	-109	1,905,419	0	9,466	1,936,752
尼日尔	19,488	0	190,000	30,000	436,485	0	0	0	0	675,973
卢旺达	28,210	3,103	0	0	0	0	0	0	-80	31,233
圣多美和普林西比	0	0	0	0	0	0	0	0	0	0
塞内加尔	81,825	587,286	0	0	0	98,398	0	0	0	767,509
塞拉利昂	55,006	-212	0	0	0	-3,700	0	0	0	51,094
南苏丹	0	-969	0	30,000	0	1,877,514	0	0	0	1,906,545
多哥	0	0	0	0	0	0	0	0	0	0
乌干达	-3,031	-2,659	285,000	0	0	27,373	0	0	0	306,683

区域/国家	经常预算	工业发展基金	全球环境基金	蒙特利尔议定书	自筹信托基金	第三方筹资信托基金	欧洲联盟(欧盟)	开发署核心基金和开发署管理的信托基金	其他来源 ^b	共计
坦桑尼亚联合共和国	-2,011	1,345	0	0	0	403,928	0	323,220	729,341	1,455,823
赞比亚	0	0	-30,120	0	0	434,573	0	0	0	404,453
小计	231,146	2,808,106	3,989,838	54,673	907,310	6,282,047	1,905,419	1,761,725	1,906,137	19,846,401
亚洲和太平洋										
阿富汗	0	0	0	0	0	-22,342	0	0	0	-22,342
孟加拉国	0	0	0	0	0	-2,647,157	857,791	0	0	-1,789,366
不丹	46	-5,576	0	0	0	46,593	0	0	0	41,063
柬埔寨	-2,505	3,090	50,000	0	0	593,625	0	0	0	644,210
基里巴斯	0	0	0	0	0	0	0	0	0	0
老挝人民民主共和国	11,626	-654	1,410,000	0	0	458,887	0	0	0	1,879,859
缅甸	57,792	0	2,730,000	-889	0	1,082,355	0	0	0	3,869,258
尼泊尔	-2,604	0	0	0	0	64,945	-3,814	0	0	58,527
所罗门群岛	-13	0	0	0	0	0	0	0	0	-13
东帝汶	0	0	0	0	0	0	0	0	0	0
图瓦卢	0	0	0	0	0	0	0	0	0	0
瓦努阿图	0	0	0	0	0	0	0	0	0	0
小计	64,342	-3,140	4,190,000	-889	0	-423,094	853,977	0	0	4,681,196
拉丁美洲和加勒比										
海地	-629	0	0	0	0	-389	380,604	0	0	379,586
小计	-629	0	0	0	0	-389	380,604	0	0	379,586
非洲阿拉伯国家										
吉布提	0	0	0	0	0	0	0	0	0	0
索马里	0	0	0	-137,540	0	884,956	0	0	0	747,416
苏丹	-206	0	0	195,940	-223	738,886	0	0	0	934,397
小计	-206	0	0	58,400	-223	1,623,842	0	0	0	1,681,813
西亚阿拉伯国家										
也门	0	0	200,000	50,130	0	0	0	0	0	250,130
小计	0	0	200,000	50,130	0	0	0	0	0	250,130
共计	294,653	2,804,966	8,379,838	162,314	907,087	7,482,406	3,140,000	1,761,725	1,906,137	26,839,126

^a 不包括最不发达国家与其他发展中国家一起参与的区域项目、区域间项目、全球项目以及单独的研究金和小组培训方案。

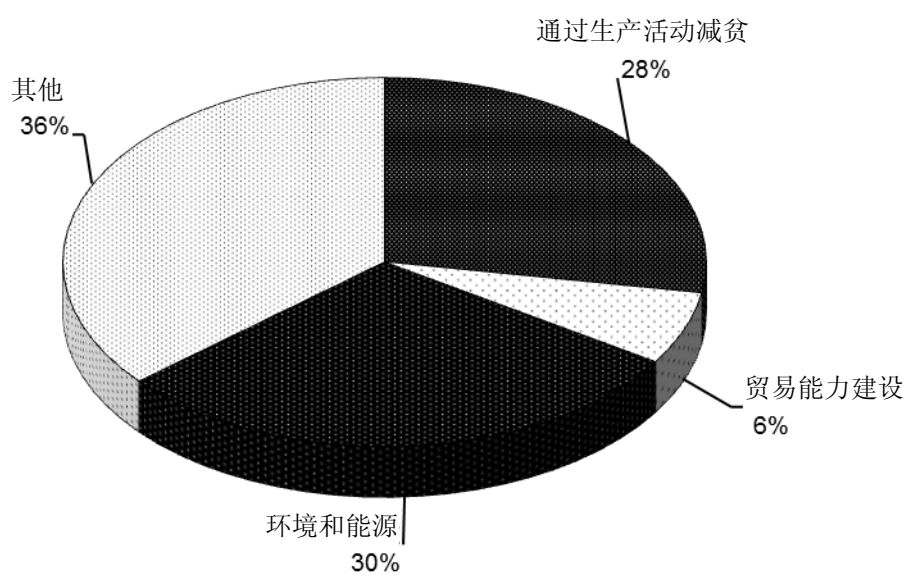
^b 包括由联合国其他机构和基金、“一个联合国”基金、西班牙实现千年发展目标基金和其他来源供资的项目。

附录 D

技术合作经常方案

2014 年按主题领域分列的执行额

主题领域	千美元	千欧元
通过生产活动减贫	1,705	1,279
贸易能力建设	394	287
环境和能源	1,830	1,380
其他	2,228	1,676
共计	6,157	4,622



附录 E

个人服务协定持有人任用情况¹

表 1

按国家名单²和性别分列的个人服务协定持有人任用人数/合同数

国家名单	女性任用人数	男性任用人数	任用人数共计
名单 A	679	1,768	2,447
名单 B	286	426	712
名单 C	154	199	353
名单 D	218	259	477
其他	108	334	442
总计	1,445	2,986	4,431

¹ 所列数字反映了截至 2014 年 12 月 31 日所掌握的记录。

² 指《工发组织章程》附件一所列国家名单 (PBC.30/7)。

表 2
按国家/地区/领土分列的个人服务协定持有人任用人数/合同数

国家/地区/领土	任用人数	国家/地区/领土	任用人数	国家/地区/领土	任用人数
阿富汗	10	加纳	48	秘鲁	11
阿尔巴尼亚	19	希腊	14	菲律宾	63
阿尔及利亚	17	格林纳达	1	波兰	11
安哥拉	1	危地马拉	6	葡萄牙	39
阿根廷	20	几内亚	90	大韩民国	22
亚美尼亚	69	几内亚比绍	1	摩尔多瓦共和国	14
澳大利亚	13	海地	11	留尼汪岛	1
奥地利	222	洪都拉斯	7	罗马尼亚	6
阿塞拜疆	8	匈牙利	23	俄罗斯联邦	118
巴林	8	印度	161	卢旺达	21
孟加拉国	80	印度尼西亚	33	塞内加尔	41
白俄罗斯	6	伊朗伊斯兰共和国	72	塞尔维亚	27
比利时	22	伊拉克	37	塞舌尔	1
贝宁	2	爱尔兰	14	塞拉利昂	33
不丹	7	以色列	3	斯洛伐克	9
多民族玻利维亚国	10	意大利	147	斯洛文尼亚	13
波斯尼亚和黑塞哥维那	12	日本	31	南非	53
博茨瓦纳	1	约旦	22	南苏丹	29
巴西	38	哈萨克斯坦	4	西班牙	47
保加利亚	16	肯尼亚	37	斯里兰卡	57
布基纳法索	23	吉尔吉斯斯坦	3	巴勒斯坦国	1
布隆迪	27	老挝人民民主共和国	28	苏丹	109
佛得角	4	拉脱维亚	5	斯威士兰	3
柬埔寨	56	黎巴嫩	38	瑞典	14
喀麦隆	33	莱索托	1	瑞士	14
加拿大	54	利比里亚	40	阿拉伯叙利亚共和国	6
乍得	2	利比亚	4	泰国	11
智利	14	立陶宛	1	前南斯拉夫的马其顿共和国	30
中国	31	卢森堡	1	多哥	16
中国澳门特别行政区	1	马达加斯加	11	突尼斯	96
中国台湾省	2	马拉维	3	土耳其	26
哥伦比亚	28	马来西亚	21	土库曼斯坦	7
哥斯达黎加	16	马里	5	乌干达	15
科特迪瓦	135	马耳他	4	乌克兰	62
克罗地亚	14	毛里求斯	11	阿拉伯联合酋长国	1
古巴	8	墨西哥	104	联合王国	121
塞浦路斯	6	蒙古	25	坦桑尼亚联合共和国	59
捷克共和国	9	黑山	6	美利坚合众国	62
刚果民主共和国	12	摩洛哥	59	乌拉圭	9
丹麦	17	莫桑比克	40	乌兹别克斯坦	3
多米尼加共和国	4	缅甸	17	委内瑞拉玻利瓦尔共和国	8
厄瓜多尔	21	纳米比亚	2	越南	74
埃及	230	尼泊尔	10	也门	2
厄立特里亚	3	荷兰	45	赞比亚	9
埃塞俄比亚	67	新西兰	1	津巴布韦	15
芬兰	6	尼加拉瓜	37	共计 (145 个国家)	4,431
法国	105	尼日尔	4		
冈比亚	9	尼日利亚	55		
格鲁吉亚	5	挪威	8		
德国	74	巴基斯坦	94		

附录 F

2014 年订立的协定和其他安排³

一. 国家⁴

阿根廷

《联合国工业发展组织和阿根廷共和国工业部联合声明》，2014 年 6 月 5 日签署。

奥地利和小岛屿国家联盟小岛屿发展中国家可持续能源举措

《联合国工业发展组织、奥地利共和国联邦欧洲、融入和对外事务部和小岛屿国家联盟小岛屿发展中国家可持续能源举措之间的谅解备忘录》，关于建立小岛屿发展中国家区域可持续能源促进中心，2014 年 3 月 17 日签署。

阿塞拜疆

《联合国工业发展组织和阿塞拜疆共和国政府的行政安排》，关于对工业发展基金的特殊用途捐款，2014 年 10 月 10 日和 17 日签署。

《联合国工业发展组织和阿塞拜疆共和国政府合作框架方案》，2014 年 11 月 26 日签署。

巴巴多斯

《联合国工业发展组织和巴巴多斯政府联合声明》，关于称作“在巴巴多斯试行资源高效型低碳、循环工业伙伴关系平台促进生态创新和创业精神”的伙伴协作，2014 年 8 月 28 日和 9 月 4 日签署。

中国

《联合国工业发展组织和中华人民共和国环境保护部对外经济合作办公室伙伴关系协定》，关于执行“欧洲联盟（欧盟）—中国环境可持续性方案政策支持和联网机制”项目，2014 年 8 月 7 日签署。

《联合国工业发展组织和中华人民共和国政府 2014-2016 年期间战略合作框架》，2014 年 11 月 24 日和 12 月 23 日签署。

中国和西安生产力促进中心

《联合国工业发展组织、中华人民共和国政府和西安生产力促进中心之间的信托基金协定》，关于执行“中国西安分包与合作交流方案第二期”项目，2014 年 2 月 19 日、5 月 4 日和 5 日签署。

³ 本清单载有截至 2015 年 1 月 30 日交存工发组织法律事务办公室保管的已签署协定或安排。该清单也许并不全面。对现有协定或安排的修正案没有列入，除非修正案反映了实质性变化。

⁴ 包括政府和地区政府或省。

哥伦比亚

《联合国工业发展组织和哥伦比亚政府之间的协定换文》，2000 年 5 月 22 日订立的关于在哥伦比亚设立工发组织区域办事处的协定的延期，2014 年 7 月 28 日和 31 日签署。

《联合国工业发展组织和哥伦比亚共和国伊瓦格市之间的信托基金协定》，关于在哥伦比亚执行“伊瓦格市的可持续及包容性工业发展”项目，2014 年 10 月 14 日。

哥斯达黎加

《联合国工业发展组织和哥斯达黎加共和国经济、工业和商业部之间的信托基金协定》，关于执行“发展哥斯达黎加利蒙港文化和美食部门企业家网络”项目，2014 年 3 月 13 日签署。

芬兰

《联合国工业发展组织和芬兰共和国外交部之间的协定换文》，关于 2014 和 2015 年利用芬兰对工发组织的捐款，2014 年 10 月 20 日签署。

德国

《联合国工业发展组织和德意志联邦共和国政府之间的安排》，关于执行“全球推广和适用创新型化学品租赁业务办法促进化学品健全管理”项目，2014 年 11 月 4 日和 10 日签署。

《联合国工业发展组织和德意志联邦共和国政府之间的安排》，关于执行“提供咨询和能力建设支助以加强发展中国家基本药品的当地生产，第五阶段—延期和扩展”项目，2013 年 10 月 30 日签署。

海地

《联合国工业发展组织和海地共和国政府联合声明》，关于在可持续工业发展促进海地的包容性增长和创造就业机会方面开展合作，具体途径是实现农村价值链的增值以支持海地旅游业，2014 年 3 月 7 日签署。

伊朗伊斯兰共和国

《联合国工业发展组织和伊朗伊斯兰共和国合作社、劳动和社会福利部之间的行政安排》，关于对工业发展基金（工发基金）的特别用途捐款，2014 年 11 月 12 日签署。

伊朗伊斯兰共和国和联合国难民事务高级专员办事处〈难民署〉

《联合国工业发展组织、联合国难民事务高级专员办事处和伊朗伊斯兰共和国外国人和外国移民局之间的协定》，关于执行“伊朗和阿富汗境内阿富汗难民/返还者的可持续生计”项目，2014 年 9 月 21 日和 10 月 29 日签署。

日本

《联合国工业发展组织和日本政府之间的协定换文》，关于执行“对非洲国家的人道主义援助”项目，2014 年 2 月 17 日签署。

《联合国工业发展组织和日本政府之间的协定换文》，关于执行“对中东和北非国家的支助”项目，2014 年 2 月 17 日签署。

《联合国工业发展组织和日本政府之间的协定换文》，关于执行“协作方案”项目，2014 年 11 月 3 日签署。

哈萨克斯坦

《联合国工业发展组织和哈萨克斯坦共和国政府联合声明》，2014 年 5 月 2 日签署。

老挝人民民主共和国

《联合国工业发展组织和老挝人民民主共和国政府之间的协议书》，关于执行“加强老挝人民民主共和国的国家质量基础设施和工业统计”项目，2014 年 10 月 9 日和 27 日签署。

毛里求斯

《联合国工业发展组织和由毛里求斯可持续发展委员会代表的毛里求斯共和国政府之间的信托基金协定》，关于执行“毛里求斯资源高效型清洁生产方案”项目，2014 年 10 月 31 日和 11 月 5 日签署。

尼日尔

《联合国工业发展组织和尼日尔共和国矿业和工业发展部之间的信托基金协定》，关于执行“实现肉、奶存储、加工和分销渠道现代化和促进黑豆小规模工业加工”项目，2014 年 9 月 11 日和 29 日签署。

尼日利亚

《联合国工业发展组织和尼日利亚联邦共和国政府之间的协定换文》，2001 年 12 月 4 日订立的关于在尼日利亚联邦共和国建立工发组织区域工业发展中心的协定的延期，2014 年 3 月 24 日和 6 月 23 日签署。

《联合国工业发展组织和尼日利亚联邦共和国三角洲州之间的项目合作协定》，关于在尼日利亚执行“建设三角洲州的农业加工能力”项目，2014 年 6 月 30 日签署。

《联合国工业发展组织和尼日利亚联邦共和国三角洲州之间的项目合作协定》，关于在尼日利亚执行“三角洲州农村地区妇女的创意产业——传统 Adwaocha 织品”项目，2014 年 6 月 30 日签署。

挪威

《联合国工业发展组织和挪威外交部之间的行政协定》，关于在苏丹执行“建设红海州海洋渔业可持续管理方面的机构能力”项目，2014 年 12 月 8 日和 10 日签署。

波兰

《联合国工业发展组织和波兰共和国政府之间的协定换文》，关于执行“加强塔吉克斯坦的水果和蔬菜分部门以创造新的工作岗位和实现食品安全”项目，2014 年 11 月 12 日和 17 日签署。

大韩民国

《联合国工业发展组织和大韩民国政府之间的协定换文》，关于大韩民国政府在 2014 年 1 月 1 日至 2016 年 12 月 31 日期间为工发组织促进发展中国家工业投资服务机构（首尔投资和技术促进处）提供捐助，2014 年 2 月 24 日签署。

《联合国工业发展组织和大韩民国庆尚北道合作联合声明》，2014 年 10 月 23 日签署。

瑞典

《联合国工业发展组织和瑞典王国政府之间的协定》，关于在赞比亚执行“赞比亚工业培训学院—赞比亚采矿技能和培训框架内的公私发展伙伴关系”项目，2014 年 12 月 5 日和 12 日签署。

瑞士

《联合国工业发展组织和瑞士联邦经济事务国务秘书处之间的协议书》，关于执行“将越南的国家企业注册系统扩展至新的企业实体”项目，2014 年 7 月 28 日和 30 日签署。

《联合国工业发展组织和瑞士联邦经济事务国务秘书处之间的协议书》，关于执行“哥伦比亚—化妆品部门质量方案”项目，2014 年 9 月 29 日签署。

《联合国工业发展组织和瑞士发展与合作署的协定》，关于执行“改进尼加拉瓜矿三角可可生产者的组织能力和生产能力”项目，2014 年 12 月 4 日和 12 日签署。

《联合国工业发展组织和由通过瑞士发展与合作署行事的联邦外交部代表的瑞士联邦政府之间的协议书》，关于执行“Oriental 农业食品的市场准入”项目，2014 年 12 月 18 日签署。

美利坚合众国

《联合国工业发展组织和美利坚合众国国际开发署之间的合作协定》，关于在摩洛哥执行“重工业设备和商用车辆培训学院”项目，2014 年 10 月 23 日和 24 日签署。

乌拉圭

《联合国工业发展组织和乌拉圭东岸共和国之间的协定换文》，关于在乌拉圭建立工发组织区域办事处的协定延期至 2018 年 12 月 31 日，2014 年 12 月 19 日签署。

二. 联合国及其各基金、方案、专门机构和相关机构

多边协定和安排

《联合国各受援组织和联合国开发计划署之间的谅解备忘录》，关于伊拉克库尔德地区库尔德斯坦 2020 年愿景联合方案基金的业务方面，2013 年 10 月 28 日、29 日、30 日和 2014 年 3 月 19 日签署。

《联合国各参与组织和联合国工业发展组织之间的谅解备忘录》，关于西班牙可持续发展目标基金的业务方面，2014 年 1 月 31 日和 8 月 22 日。

联合国

《联合国工业发展组织和通过新闻部及其达格·哈马舍尔德图书馆行事的联合国之间的协定备忘录》，关于作为联合体采购电子信息服务，2014 年 2 月 27 日和 3 月 14 日签署。

联合国开发计划署（开发署）

《联合国工业发展组织和联合国开发计划署之间的捐助协定》，关于执行“通过驻地协调员制度支持联合国开发协调活动”项目，2014 年 1 月 24 日和 30 日签署。

《联合国工业发展组织和联合国开发计划署之间的捐助协定》，关于在马达加斯加执行“加强马达加斯加南部的手工产品价值链”项目，2014年4月7日和8日签署。

《联合国工业发展组织和联合国开发计划署之间的捐助协定》，关于执行“2015年后发展议程对话：促进私营部门参与”项目，2014年4月10日和13日签署。

联合国环境规划署（环境署）

《联合国工业发展组织和联合国环境规划署之间的捐助协定》，关于建立绿色经济行动伙伴关系，2014年5月16日和23日签署。

《联合国工业发展组织和联合国环境规划署之间的捐助协定》，关于气候技术中心和网络，2014年9月1日和10日签署。

《联合国工业发展组织和联合国环境规划署之间的捐助协定》，关于为南亚九个国家采购制冷剂辨识物，2014年9月18日和23日签署。

联合国难民事务高级专员办事处（难民署）

《联合国工业发展组织和联合国难民事务高级专员办事处之间的捐助协定》，关于执行“伊朗和阿富汗境内阿富汗难民/返还者的可持续生计”项目，2014年3月12日签署。

世界卫生组织（卫生组织）

《联合国工业发展组织和世界卫生组织之间的捐助协定》，关于执行“组织间化学品健全管理方案化学品管理决策工具箱”项目，2014年3月14日和5月9日签署。

世界银行集团

国际复兴开发银行

《对联合国工业发展组织和国际复兴开发银行之间的财务程序协定的第1号修正案》，关于全球环境基金（环境基金）信托基金，2014年1月17日和2月6日签署。

《联合国工业发展组织和国际复兴开发银行之间的财务程序协定》，后者作为气候变化最不发达国家基金的受托人，2014年9月23日签署。

《联合国工业发展组织和国际复兴开发银行之间的财务程序协定》，后者作为气候变化特别基金的受托人，2014年9月23日签署。

国际金融公司

《对联合国工业发展组织和国际金融公司之间的合作协定的第1号修正案》，2014年7月22日签署，原协定订立于2013年3月21日，涉及执行“在乌克兰通过设立和运行清洁生产中心促进适应和采用资源高效型清洁生产”项目。

三. 其他政府间组织

阿拉伯非洲经济发展银行

《联合国工业发展组织和阿拉伯非洲经济发展银行联合声明》，2014年11月4日签署。

经济合作组织（经合组织）

《联合国工业发展组织和经济合作组织之间的信托基金协定》，关于执行“经合组织区域通过制定质量政策实现良好治理和可持续性”项目，2014年3月18日签署。

欧亚经济委员会

《联合国工业发展组织和欧亚经济委员会联合声明》，2014年10月30日签署。

欧洲联盟（欧盟）

《对联合国工业发展组织和欧洲联盟之间的捐助协定的第1号增补案》，2014年3月12日和13日签署，原协定订立于3月16日和30日，涉及执行“支助科特迪瓦职业培训的现代化项目”这一项目。

《对联合国工业发展组织和欧洲联盟之间的捐助协定的第1号增补案》，2014年5月4日和5日签署，原协定订立于2009年11月6日，涉及在巴基斯坦执行“贸易相关技术援助-II-DCI-ASIE/2009/221-591”项目。

《联合国工业发展组织和欧洲联盟之间的捐助协定》，关于执行“西非质量体系一支助西非国家经济共同体（西非经共体）质量政策的实施”项目，2014年8月11日和27日签署。

《联合国工业发展组织和欧洲联盟之间的捐助协定》，关于执行“中非的结构调整和升级方案”项目，2014年9月16日和10月6日签署。

《联合国工业发展组织和欧洲联盟之间的捐助协定》，关于执行“中非的质量基础设施方案”项目，2014年9月17日和10月6日签署。

《联合国工业发展组织和欧盟委员会企业和工业总局之间的行政安排》，关于工业合作与中小企业路径图，2014年12月10日签署。

全球环境基金（环境基金）

《联合国工业发展组织和全球环境基金秘书处之间经修订和重申的谅解备忘录》，关于直接获得环境基金资源，2014年8月25日签署。

国际实验室认可合作组织和国际认证论坛（认证论坛）

《联合国工业发展组织、国际实验室认可合作组织和国际认证论坛（认证论坛）之间的谅解备忘录》，2014年10月16日。

四. 其他实体

伊朗伊斯兰共和国阿巴丹炼油公司

《联合国工业发展组织和阿巴丹炼油公司之间的信托基金协定》，关于在伊朗伊斯兰共和国执行“用螺旋板式换热器替代 unit 80 大气压冷凝器”项目，2014年7月16日签署。

奥地利开发署

《联合国工业发展组织和奥地利开发署之间的协定》，关于执行“欧洲农业和农村发展社区方案技术援助：生产者小组和价值链发展”项目，2014年9月10日和16日签署。

《联合国工业发展组织和奥地利开发署之间的协定》，关于执行“加勒比可再生能源和能源效率中心的开办和第一个业务阶段”项目，2014 年 12 月 5 日和 9 日签署。

哥伦比亚外贸银行

《联合国工业发展组织和哥伦比亚外贸银行之间的协定》，关于在哥伦比亚执行“化妆品部门质量方案”项目，2014 年 12 月 1 日签署。

安哥拉卡宾达海湾石油有限公司

《联合国工业发展组织和卡宾达海湾石油有限公司之间的赠款协定》，关于执行“农业工业价值链发展方面的能力建设”项目，工发组织于 2014 年 4 月 11 日签署。

中国（上海）国际技术博览会组委会

《联合国工业发展组织和中国（上海）国际技术博览会组委会合作谅解备忘录》，2014 年 4 月 24 日签署。

美利坚合众国戴尔有限责任公司

《联合国工业发展组织和戴尔有限责任公司合作谅解备忘录》，2014 年 9 月 22 日签署。

德国国际合作机构

《联合国工业发展组织和德国国际合作机构之间的赠款协定》，关于执行“加强发展中国家基本药品和疫苗的当地生产”项目，2014 年 12 月 8 日和 10 日签署。

德国展览股份公司

《联合国工业发展组织和德国展览股份公司合作谅解备忘录》，2014 年 11 月 21 日签署。

科特迪瓦 Enval 实验室

《联合国工业发展组织和科特迪瓦 Enval 实验室之间的协定》，关于为执行“增强象牙海岸企业在非传统出口部门的竞争力”项目向工业发展基金（工发基金）提供特别用途捐款，2014 年 5 月 30 日和 6 月 2 日签署。

伊朗伊斯兰共和国伊斯法罕钢铁公司

《联合国工业发展组织和伊斯法罕钢铁公司之间的信托基金协定》，关于在伊朗伊斯兰共和国执行“关键部门的工业能源效率”项目，2014 年 7 月 20 日签署。

尼日利亚尼日尔三角洲伙伴关系举措基金会

《联合国工业发展组织和尼日尔三角洲伙伴关系举措基金会联合声明》，关于支持尼日利亚尼日尔三角洲地区通过生产性活动减贫促进包容及可持续工业发展，2014 年 10 月 16 日签署。

荷兰喜力国际公司

《联合国工业发展组织和喜力国际公司保密和不披露协定》，2014 年 6 月 2 日和 3 日签署。

尼日利亚工业培训基金

《联合国工业发展组织和工业培训基金之间的信托基金协定》，关于执行“尼日利亚国家工业技能差距研究”项目，2014年8月29日和9月1日签署。

墨西哥工业发展和经济增长研究所

《联合国工业发展组织和墨西哥工业发展和经济增长研究所联合声明》，2014年6月26日。

俄罗斯联邦国际工业家和企业家大会

《联合国工业发展组织和俄罗斯联邦国际工业家和企业家大会合作协定》，2014年4月2日和22日签署。

意大利 IPACK-IMA 公司

《联合国工业发展组织和意大利 IPACK-IMA 公司之间的谅解备忘录》，关于非洲可持续包装举措（马格里布和西非）和可持续加工和包装促进发展会议方案，2014年8月18日和9月10日签署。

大韩民国韩国能源管理公司

《联合国工业发展组织和韩国能源管理公司之间的谅解备忘录》，2014年4月4日签署。

《对联合国工业发展组织和韩国能源管理公司之间的信托基金协定的第2号修正案》，2014年11月7日和14日签署，原协定订立于2012年10月15日和17日，涉及执行“非洲可持续能源和气候变化能力建设项目”这一项目。

大韩民国韩国能源技术评价和规划研究所和浦项科技大学

《联合国工业发展组织、韩国能源技术评价和规划研究所和浦项科技大学之间的协定》，关于执行“支持加纳的绿色工业发展：沼气技术和企业促进可持续增长”项目，2013年12月20日和2014年2月19日签署。

日本野村兴产株式会社

联合国工业发展组织和野村兴产株式会社合作谅解备忘录，2014年4月29日签署。

摩洛哥磷酸盐集团基金会

《联合国工业发展组织和磷酸盐集团基金会合作谅解备忘录》，2014年11月21日签署。

巴基斯坦石材开发公司

《联合国工业发展组织和巴基斯坦石材开发公司之间的信托基金协定》，关于在巴基斯坦执行“妇女创新创业”项目，2013年9月9日和2014年2月4日签署。

埃及可再生能源和能源效率区域中心

《联合国工业发展组织和可再生能源和能源效率区域中心之间的谅解备忘录》，2014年7月18日。

坦桑尼亚联合共和国达累斯萨拉姆大学

《联合国工业发展组织和达累斯萨拉姆大学之间的协议书》，关于执行“基于小水电来源的小型电网加强坦桑尼亚农村的电气化”项目，2014 年 10 月 23 日。

瑞士世界自由区组织

《联合国工业发展组织和世界自由区组织之间的谅解备忘录》，2014 年 5 月 19 日签署。

附录 G

投资和技术促进办事处举办的国家推介专题介绍/研讨会

推介的区域/国家	按地点分列的专题介绍场数	专题介绍总数
非洲区域	中国 (4), 日本 (2), 苏丹 (1), 土耳其 (1), 阿拉伯联合酋长国 (1)	9
非洲阿拉伯国家	吉布提 (1), 苏丹 (1)	2
中东和北非	约旦 (1), 黎巴嫩 (2), 土耳其 (1)	4
南部非洲发展共同体	日本 (1)	1
阿塞拜疆	日本 (1), 大韩民国 (1)	2
孟加拉国	日本 (2), 大韩民国 (1)	3
白俄罗斯	大韩民国 (1)	1
保加利亚	中国 (1)	1
喀麦隆	意大利 (3)	3
智利	中国 (1)	1
哥伦比亚	日本 (1)	1
科特迪瓦	日本 (1)	1
古巴	意大利 (1)	1
塞浦路斯	中国 (1), 塞浦路斯 (1)	2
捷克共和国	日本 (1)	1
埃塞俄比亚	日本 (1), 埃塞俄比亚 (2)	3
加纳	意大利 (5)	5
危地马拉	大韩民国 (1)	1
匈牙利	大韩民国 (1)	1
印度	日本 (2)	2
伊朗伊斯兰共和国	伊朗伊斯兰共和国 (1)	1
约旦	约旦 (1)	1
老挝人民民主共和国	日本 (1)	1
黎巴嫩	黎巴嫩 (2)	2
莱索托	日本 (2)	2
马来西亚	大韩民国 (1)	1
缅甸	日本 (3)	3
阿曼	日本 (1)	1
巴基斯坦	意大利 (4), 巴基斯坦 (1)	5
卢旺达	日本 (2)	2
塞尔维亚	日本 (2)	2
斯洛伐克	中国 (1)	1
南非	日本 (1)	1
苏丹	苏丹 (4)	4
瑞典	中国 (1)	1
塔吉克斯坦	日本 (1)	1
泰国	大韩民国 (2)	2
突尼斯	日本 (1)	1
土耳其	日本 (6), 土耳其 (2)	8

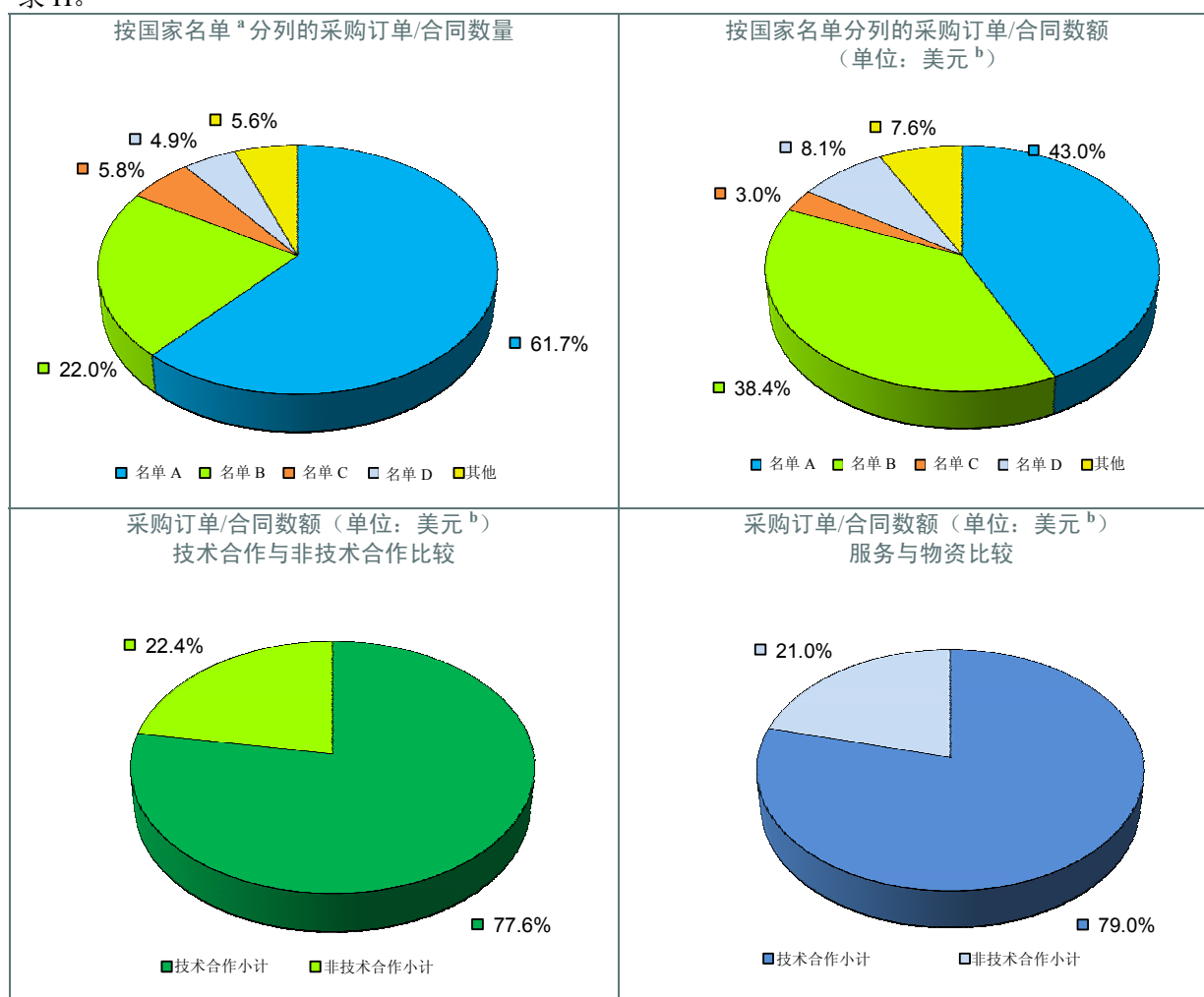
推介的区域/国家	按地点分列的专题介绍场数	专题介绍总数
乌干达	日本 (1)	1
坦桑尼亚联合共和国	意大利 (2)	2
乌兹别克斯坦	大韩民国 (1)	1
越南	大韩民国 (1)	1
共计		90

共计：在 14 个国家举办了 90 场专题介绍/研讨会，推介了 43 个国家/区域。

附录 H

采购

本附录所载信息还可通过企业资源规划系统的仪表盘监测和报告工具获得。因此将逐步停止发布附录 H。



国家名单	发出的采购订单	美元 ^b	欧元
名单 A	2,460	60,410,519	45,101,262
名单 B	876	54,006,215	40,381,430
名单 C	232	4,203,813	3,152,640
名单 D	194	11,370,335	8,873,927
其他	225	10,658,819	7,931,425
共计	3,987	140,649,701	105,440,685
在总数额中:	技术合作小计	109,186,147	82,222,279
	非技术合作小计	31,463,554	23,218,406
在总数额中:	服务小计	111,067,222	83,275,256
	物资小计	29,582,479	22,165,429

^a 指《工发组织章程》附件一所列国家名单 (PBC.31/11, 因为提供的是截至 2015 年的数据)。

^b 以联合国的每月汇率为基础。

附录 I
外地代表
 (截至 2014 年 12 月 31 日)

	UR	DRO	S/IDO	其他	HUO	DIR	NPO	JPO	GS	共计
非洲地区										
布基纳法索*	0	0	0	0	1	0	0	0	0	1
喀麦隆	0	0	0	0	0	0	0	0	1	1
科特迪瓦	1	0	0	0	0	0	1	0	2	4
刚果民主共和国	1	0	0	0	0	0	0	0	2	3
埃塞俄比亚	0	1	1	0	0	0	1	0	3	6
加纳	0	0	0	0	0	0	0	0	2	2
几内亚	1	0	0	0	0	0	0	0	2	3
肯尼亚	1	0	1	0	0	0	1	1	2	6
马达加斯加	1	0	0	0	0	0	0	0	2	3
马里*	0	0	0	0	1	0	0	0	0	1
莫桑比克*	0	0	0	0	1	0	1	0	1	3
尼日利亚	0	1	0	0	0	0	2	0	5	8
卢旺达*	0	0	0	0	1	0	0	0	0	1
塞内加尔	1	0	0	0	0	0	0	0	2	3
塞拉利昂*	0	0	0	0	0	0	0	0	1	1
南非	0	1	1	0	0	0	1	0	2	5
乌干达*	0	0	0	0	1	0	0	0	0	1
坦桑尼亚联合共和国	0	0	0	0	0	0	1	0	2	3
津巴布韦*	0	0	0	0	1	0	0	0	0	1
共计	6	3	3	0	6	0	8	1	29	56
阿拉伯区域										
阿尔及利亚	0	0	0	0	0	0	0	0	2	2
埃及	0	1	0	0	0	0	1	0	3	5
约旦*	0	0	0	0	0	0	0	0	0	0
黎巴嫩	1	0	0	0	0	0	0	0	2	3
摩洛哥	1	0	0	0	0	0	0	0	2	3
苏丹	1	0	0	0	0	0	0	0	1	2
突尼斯	1	0	0	0	0	0	0	0	2	3
共计	4	1	0	0	0	0	1	0	12	18
亚洲和太平洋区域										
阿富汗*	0	0	0	0	0	0	0	0	0	0
孟加拉国*	0	0	0	0	1	0	0	0	0	1
柬埔寨*	0	0	0	0	1	0	0	0	0	1
中国	0	0	1	0	0	1	1	0	4	7

	UR	DRO	S/IDO	其他	HUO	DIR	NPO	JPO	GS	共计
印度	0	1	0	0	0	0	0	0	3	4
印度尼西亚	1	0	0	0	0	0	0	0	2	3
伊朗伊斯兰共和国	1	0	0	0	0	0	0	0	1	2
老挝人民民主共和国*	0	0	0	0	1	0	0	0	0	1
巴基斯坦	1	0	0	0	0	0	1	0	2	4
菲律宾	1	0	0	0	0	0	0	0	2	3
泰国	0	1	0	0	0	0	1	0	3	5
越南	1	0	0	0	0	0	1	0	2	4
共计	5	2	1	0	3	1	4	0	19	35
欧洲和中亚区域										
亚美尼亚*	0	0	0	0	1	0	0	0	0	1
吉尔吉斯斯坦*	0	0	0	0	1	0	0	0	0	1
土耳其*	0	0	0	0	0	1	0	0	2	3
共计	0	0	0	0	2	1	0	0	2	5
拉丁美洲和加勒比区域										
阿根廷*	0	0	0	0	0	0	0	0	0	0
多民族玻利维亚国*	0	0	0	0	1	0	0	0	0	1
巴西	0	1	0	0	0	0	1	0	2	4
哥伦比亚	1	0	0	0	0	0	0	0	2	3
厄瓜多尔*	0	0	0	0	1	0	0	0	0	1
墨西哥	0	1	0	0	0	0	1	0	2	4
尼加拉瓜*	0	0	0	0	1	0	0	0	0	1
乌拉圭	0	1	0	0	0	0	1	0	4	6
共计	1	3	0	0	3	0	3	0	10	20
总计	16	9	4	0	14	2	16	1	72	134

* 本组织未设国别或区域办事处但通过工发组织服务台或工发组织本国联络点而设有外地办公点的国家。

UR	工发组织代表
DRO	工发组织区域办事处主任
S/IDO	高级/工业发展干事
FP	工发组织本国联络点
HUO	工发组织业务负责人
DIR	主任
NPO	本国方案干事
JPO	初级专业人员
GS	一般事务人员

	CTA	AIDO	STA	DIR	H	IPO	NPO	NO	IPEKCM	PCO	SEE	CTM	APO	GS	共计
投资和技术促进办事处															
巴林麦纳麦	0	0	0	0	1	1	0	2	0	0	0	0	0	3	7
中国北京	0	0	0	0	1	1	0	0	0	0	0	0	0	0	2

	CTA	AIDO	STA	DIR	H	IPO	NPO	NO	IPE	KCM	PCO	SEE	CTM	APO	GS	共计	
中国上海	0	0	0	0	0	0	0	0	0	0	0	0	0	0	0	1	1
意大利罗马	0	0	0	0	1	0	0	0	0	0	0	0	0	0	0	2	3
日本东京	0	0	0	0	1	0	1	1	2	0	0	0	0	0	0	0	5
国际工业合作中心																	
俄罗斯联邦	0	0	0	1	0	0	0	0	0	0	0	0	0	0	0	0	1
共计	0	0	0	1	4	2	1	3	2	0	0	0	0	0	0	6	19
技术合作基金和（或）其他基金资助的人员																	
PTC/EMB/OD	1	0	0	0	0	0	0	0	0	1	0	0	1	0	0	0	3
PTC/EMB/WM	1	0	0	0	0	0	0	0	0	0	0	0	0	0	0	0	1
U																	
PTC/BIT/OD	1	0	0	0	0	0	0	0	0	0	0	0	0	0	0	0	1
PTC/BIT/ITU	0	0	0	0	0	0	0	0	0	0	0	0	0	0	0	1	1
PTC/ECC/OD	0	0	0	0	0	0	0	0	0	0	0	1	0	0	0	0	1
PTC/TCB/QSC	1	0	0	0	0	0	0	0	0	0	0	0	0	0	0	0	1
PTC/PRM/OD	0	0	0	0	0	0	1	0	0	0	0	0	0	0	0	0	1
PRF/FLD/AFR/ NIR	1	0	0	0	0	0	0	0	0	0	0	0	0	0	0	0	1
PRF/RSI/RPA	0	0	0	0	0	0	0	0	0	0	0	0	0	1	0	1	1
共计	5	0	0	0	0	0	1	0	0	1	0	1	1	1	1	1	11
总计	5	0	0	1	4	2	2	3	2	1	0	1	1	1	7	30	
外地工作人员总人数																164	

CTA	首席技术顾问
AIDO	工业发展协理专家
STA	高级技术顾问
DIR	主任
H	主管
IPO	投资促进干事
NPO	本国项目干事
NO	本国干事
IPE	投资促进专家兼副主管
KCM	知识和通信经理
PCO	项目协调干事
SEE	可持续能源专家
CTM	气候技术经理
APO	助理项目干事
GS	一般事务人员
PTC/EMB/OD	方案开发和技术合作司/环境管理处/处长办公室
PTC/EMB/WMU	方案开发和技术合作司/环境管理处/水管理股

PTC/BIT/OD	方案开发和技术合作司/运营、投资和技术服务处/处长办公室
PTC/BIT/ITU	方案开发和技术合作司/运营、投资和技术服务处/投资和技术股
PTC/ECC/OD	方案开发和技术合作司/能源和气候变化处/处长办公室
PTC/TCB/QSC	方案开发和技术合作司/贸易能力建设处/质量、标准和合规股
PTC/PRM/OD	方案开发和技术合作司/合作伙伴关系和成果监测处/处长办公室
PRF/FLD/AFR/NIR	工业政策、对外关系和外地代表司/外地办事处/驻非洲区域的外地代表/设在尼日利亚的区域办事处
PRF/RSI/RPA	工业政策、对外关系和外地代表司/研究、统计和工业政策处/研究和工业政策咨询股

附录 J

工发组织工作人员人数概况

表 1

2014 年 12 月 31 日的人数简况和 2014 年 1 月 1 日至 12 月 31 日的人数统计

	人数简况 (2014 年 12 月 31 日)	总人数 (2014 年 1 月至 12 月)
工作人员		
国际征聘工作人员：		
核心工作人员（100 号编）	230	242
非核心工作人员（200 号编）	33	41
国际征聘工作人员小计	263	283
当地征聘工作人员：		
本国专业干事	40	42
一般事务人员（100 号编）	350	363
一般事务人员短期（300 号编）	31	35
当地征聘工作人员小计	421	440
具有工作人员地位的雇员总数	684	723
专家和顾问		
国际征聘个人服务协定持有人	378	819
当地征聘个人服务协定持有人	938	1,512
个人服务协定雇员总数	1,316	2,331
工发组织工作人员总数：截至 2014 年 12 月 31 日和 2014 年期间的简况	2,000	3,054

表 2

2014 年 12 月 31 日的国际征聘工作人员人数，按职等、工作地点和性别分列

	外地			总部			总部以外机关			借用和借调			总计		
	男	女	共计	男	女	共计	男	女	共计	男	女	共计	男	女	共计
工作人员细则 100 号编															
DG				1		1							1		1
D-2				2		2							2		2
D-1	7	3	10	12	4	16	1		1				20	7	27
P-5	12	4	16	33	9	42	2		2		1	1	47	14	61
P-4	1	1	2	43	18	61	1		1		1	1	45	20	65
P-3	2		2	31	24	55							33	24	57
P-2				7	8	15	1		1	1		1	9	8	17
100 号编 小计	22	8	30	129	63	192	5		5	1	2	3	157	73	230
工作人员细则 200 号编															
L-6	2	1	3										2	1	3
L-5	3	1	4	2	1	3							5	2	7
L-4	3		3	1		1							4		4
L-3	1	2	3	3	2	5							4	4	8
L-2	1	1	2	4	3	7							5	4	9
L-1				1	1	2							1	1	2
200 号编 小计	10	5	15	11	7	18							21	12	33
共计	32	13	45	140	70	210	5		5	1	2	3	178	85	263
外地 17.11% 总部 79.85% 纽约、日内瓦、布鲁塞尔 1.90% 其他 1.14% 67.68% 32.32% 100.00%															

表 3

2014 年 12 月 31 日的当地征聘工作人员人数，按职等、工作地点和性别分列

	外地			总部			总部以外机关			借用和借调			总计		
	男	女	共计	男	女	共计	男	女	共计	男	女	共计	男	女	共计
工作人员细则 100 号编															
NO-4	15	3	18										15	3	18
NO-3	7	3	10										7	3	10
NO-2	5	2	7										5	2	7
NO-1	2	3	5										2	3	5
100 号编本 国干事小计	29	11	40										29	11	40
G-7					1	1								1	1
G-6	2	12	14	25	66	91		1	1				27	79	106
G-5	5	20	25	34	69	103		1	1				39	90	129
G-4	1	8	9	32	13	45							33	21	54
G-3	20	2	22	17	1	18	1		1				38	3	41
G-2	8	1	9	9	1	10							17	2	19
100 号编一 般事务人 员小计	36	43	79	117	151	268	1	2	3				154	196	350
工作人员细则 300 号编															
G-3				5	9	14							5	9	14
G-2				17		17							17		17
300 号编一 般事务人 员小计				22	9	31							22	9	31
一般事务 人员小计	36	43	79	139	160	299	1	2	3				176	205	381
共计	65	54	119	139	160	299	1	2	3				205	216	421
	外地 28.27%			总部 71.02%			其他 0.71%						49%	51%	100.00%

表 4

2014 年 12 月 31 日的具有工作人员地位的雇员总人数，按职等和性别分列

	男	女	共计
DG	1		1
D-2	2		2
D-1	20	7	27
P-5	47	14	61
P-4	45	20	65
P-3	33	24	57
P-2	9	8	17
小计	157	73	230
NO-4	15	3	18
NO-3	7	3	10
NO-2	5	2	7
NO-1	2	3	5
小计	29	11	40
G-7		1	1
G-6	27	79	106
G-5	39	90	129
G-4	33	21	54
G-3	38	3	41
G-2	17	2	19
小计	154	196	350
100 号编共计	340	280	620
L-6	2	1	3
L-5	5	2	7
L-4	4		4
L-3	4	4	8
L-2	5	4	9
L-1	1	1	2
200 号编共计	21	12	33
G-3	5	9	14
G-2	17		17
200 号编共计	22	9	31
总计	383	301	684

表 5

2014 年 1 月 1 日至 12 月 31 日在个人服务协议下聘用的专家和顾问人数

	外地			总部			总部以外机关			总计		
	男	女	共计	男	女	共计	男	女	共计	男	女	共计
国际征聘	448	104	552	128	132	260	3	4	7	579	240	819
当地征聘	972	430	1,402	49	61	110				1,021	491	1,512
共计	1,420	534	1,954	177	193	370	3	4	7	1,600	731	2,331
外地 83.83% 总部 15.87% 其他 0.30% 68.64% 31.36%												

附录 K

工作人员能力发展

2014 年举办的培训班

模块	培训班 期数	每期培训班 小时数	参加的 总人数	学员小时 总数
一. 为总部和外地工作人员作情况简介				
针对新聘总部工作人员的情况简介 (工发组织工作方案)	1	7	10	70
小计	1	7	10	70
二. 行政和管理发展				
理事会务虚会	1	14	38	532
扩大的理事会务虚会	1	7	92	644
人员和绩效管理事务主管人讲习班	16	4	40	160
联合国国别工作组领导力和协调技能 培训	1	35	1	35
小计	19	60	171	1,371
三. 提高技术能力				
专业化技术外部培训	11	28	14	392
《斯德哥尔摩公约》股团队建设务虚会	3	21	14	294
《财务和行政框架协定》研讨会	1	12	36	432
与欧洲联盟进行有效协作研讨会	2	3	49	147
基本项目管理周期讲习班	1	14	28	392
高级项目管理周期讲习班	1	14	16	224
逻辑框架和成果管理制入门 (电子学 习及测验)	1	10	26	260
针对外地工作人员的 SAP 技术合作预 算修订	4	2	15	30
针对外地工作人员的 SAP 差旅管理和 休假申请事务进修课程	1	2	4	8
针对新聘外地工作人员的 SAP 流程	1	35	10	350
关于集群作为促进区域发展和竞争力的 的工具的讲习班	1	28	26	728
变革管理入门讲习班	1	14	11	154
针对贸易能力建设处的性别平等主流 化问题讲习班	1	14	33	462
针对运营、投资和技术服务处的性别 平等主流化问题讲习班	1	4	29	116
针对环境管理处的性别平等主流化问 题讲习班	1	14	16	224
针对处长和股长的逻辑框架讲习班	1	7	16	112
六溴环十二烷问题培训	1	14	9	126
ISO 17011 讲习班	1	14	24	336
对原子能机构在塞伯斯多夫的实验室 进行了贸易能力建设技术访问	1	7	30	210

模块	培训班 期数	每期培训班 小时数	参加的 总人数	学员小时 总数
小计	35	257	406	4,997
四. 语言培训	28	48	298	14,304
小计	28	48	298	14,304
五. 信息技术培训				
谷歌分析方法培训	1	7	5	35
TYPO3 内容管理系统入门培训	1	14	6	84
高级 TYPO3 内容管理系统培训	1	7	1	7
小计	3	28	12	126
六. 提高一般能力				
工发组织行为能力讲习班	10	4	40	160
个人和职业发展在线辅导班	2	45	1	45
有效的写作和起草技能讲习班	16	12	104	1,248
《工发组织道德行为守则》(电子学习 及测验)	1	2	5	10
对欺诈问题的认识入门(电子学习及 测验)	1	2	171	342
小计	30	65	321	1,805
七. 工作与生活的平衡/工作人员福利				
外地基本安保, 第二期(电子学习及 测验)	1	3	4	12
外地高级安保(电子学习及测验)	1	2	3	6
健康、安全和安保培训	3	8	34	272
小计	5	13	41	290
总计	121	478	1,259	22,963

附录 L

工业统计

标题	说明
《2014 年国际工业统计年鉴》 (ISBN 978 1 78195 564 2)	工发组织的年刊(联合出版商: Edward Elgar 出版公司, 英国切尔滕纳姆), 就制造业的水平、增长和结构提供世界性的统计数字, 并为对制造业活动进行详细的国际比较提供便利。
《2014 年世界采矿业和公用事业统计》 (ISBN 978 1 78347 795 1)	工发组织的两年刊(联合出版商: Edward Elgar 出版公司, 英国切尔滕纳姆), 提供关于采矿业和公用事业活动在世界经济中的作用的独特概览。国家一级数据清晰显示了诸如煤炭、铁矿石和原油的开采以及电力、天然气和水的生产与供应等活动的设施数目、就业和产出情况。
工发组织国际工业标准分类 4 位数级工业统计数据库(修订版 3 和 4) INDSTAT4, 2014 年版	在线统计产品(也可提供 CD-ROM 版)。该产品含有国际工业标准分类最详细级的关键工业统计数字, 由 127 个制造业部门构成, 辅之以方便用户的界面, 以便进行元数据参考、数据检索、输出和操作。关于概要介绍, 可查阅 www.unido.org/statistics 。数据库本身载于 stat.unido.org 。
工发组织国际工业标准分类 2 位数级工业统计数据库(修订版 3) INDSTAT2, 2014 年版	在线统计产品(也可提供 CD-ROM 版)。该数据库是一个独特的统计产品, 按单一分类编码对 163 个国家的历史工业数据系列进行了编列。它提供关于商业结构的长期国际可比统计数字。关于概要介绍, 可查阅 www.unido.org/statistics 。数据库本身载于 stat.unido.org 。
工发组织国际工业标准分类 4 位数级工业供求平衡数据库(修订版 3 和 4), 2014 年版	在线统计产品(也可提供 CD-ROM 版)。工发组织工业供求平衡数据库含有国际工业标准分类最详细级的关于生产、对外贸易和表面国内消费的数据, 由 127 个制造业部门构成, 辅之以方便用户的界面, 以便进行元数据参考、数据检索、输出和操作。关于概要介绍, 可查阅 www.unido.org/statistics 。数据库本身载于 stat.unido.org 。
世界制造业增值数据库及国内生产总值和人口变量——制造业增值探索, 2014 年版	该版工发组织制造业增值数据库含有关于人口及按现时价格和不变价格表示的国内生产总值和制造业增值的数据。开发该数据库的主要目的是满足工发组织研究方案的内部需要。
工发组织国际工业标准分类 2 位数级和 3 位数级采矿业和公用事业统计数据库(修订版 3 和 4), MINSTAT, 2014 年版	在线统计产品(也可提供 CD-ROM 版)。这是关于将电力、天然气、水、热水、蒸汽和冷暖气的生产和供应结合起来的采矿业、露天开采业和公用事业部门

标题	说明
《国别统计简报》——2014 年更新	的数据库第一版。 关于概要介绍，可查阅 www.unido.org/statistics 。数据库本身载于 stat.unido.org 。 与各自所在区域和全世界相比较的国别特定数据网上出版物，可查阅 www.unido.org/statistics 。

附录 M

技术合作活动清单

导言

工发组织本技术合作活动清单的目的是方便各成员国的代表不仅在决策机构开会讨论时，而且在整个年度内与秘书处进行协商时，用作概览和参考。

与 2013 年报告相同，提供的信息按国家列出，包括在实行了企业资源规划系统和相关管理决定后对报告所作的调整和简化。

附件按国家列出了各个项目，与成员国可查阅的技术合作信息总汇相一致。综合方案或国别方案的信息不再显示方案总价值和项目状况。此外，企业资源规划系统中的项目编号以数字表示，不再含有基金代号。

截至 2014 年 12 月 31 日以美元表示的财务数据显示三套价值：(a) 预算总额栏包括向相关项目提供的所有资源；(b) 本年度支出栏反映报告期内发生的所有支出；及(c) 上一年支出栏含有报告期之前发生的所有支出。

实行企业资源规划系统需要使用一套不同的会计规则。例如，本年度支出在有些情况下可能显示为负值。这一现象是由于按报告期分算支出所致。因此，本年度支出负值表示在本报告期向下调整此前所报告的承付款额，而不意味着超支或任何其他违反规定的情况。

与往年相同，项目核准日期（项目拨款文件签发日期）表示为相关项目提供资金的年份和月份。项目名称按所涉成员国和工发组织核准时使用的原语文列在受援国/地区/属地栏下。

本附录还列出了区域项目、全球项目和区域间项目。对于总体项目，例如捐助方供资涉及不同项目的，仅列出其中的单个项目。

本附录将会进一步调整。目的是通过企业资源规划系统提供本附录，并进一步丰富其内容，使之包括报告国家组合项目层面取得的成果。

List of technical cooperation activities

Country/area/territory	Page	Country/area/territory	Page
AFGHANISTAN	53	GUINEA-BISSAU	71
ALBANIA	53	HAITI	72
ALGERIA	53	HONDURAS	72
ANGOLA	54	INDIA	72
ANTIGUA AND BARBUDA	54	INDONESIA	74
ARGENTINA	54	IRAN (ISLAMIC REPUBLIC OF)	75
ARMENIA	54	IRAQ	75
AUSTRIA	55	JORDAN	76
AZERBAIJAN	55	KENYA	76
BAHRAIN	56	KUWAIT	77
BANGLADESH	56	KYRGYZSTAN	77
BELARUS	56	LAO PEOPLE'S DEMOCRATIC REPUBLIC	78
BENIN	56	LEBANON	78
BHUTAN	57	LESOTHO	79
BOLIVIA (PLURINATIONAL STATE OF)	57	LIBERIA	79
BOSNIA AND HERZEGOVINA	57	LIBYA	79
BRAZIL	58	MADAGASCAR	80
BURKINA FASO	58	MALAWI	80
BURUNDI	58	MALAYSIA	80
CABO VERDE	59	MALDIVES	81
CAMBODIA	59	MALI	81
CAMEROON	60	MAURITIUS	81
CENTRAL AFRICAN REPUBLIC	60	MEXICO	81
CHAD	60	MONGOLIA	82
CHILE	61	MONTENEGRO	83
CHINA	61	MOROCCO	83
COLOMBIA	63	MOZAMBIQUE	84
COMOROS	63	MYANMAR	84
CONGO	64	NAMIBIA	85
COSTA RICA	64	NEPAL	85
CÔTE D'IVOIRE	64	NICARAGUA	86
CROATIA	65	NIGER	86
CUBA	65	NIGERIA	86
CZECH REPUBLIC	65	OMAN	88
DEMOCRATIC PEOPLE'S REPUBLIC OF KOREA	65	PAKISTAN	88
DEMOCRATIC REPUBLIC OF THE CONGO	66	PANAMA	89
DOMINICAN REPUBLIC	66	PARAGUAY	89
ECUADOR	66	PERU	89
EGYPT	67	PHILIPPINES	90
EL SALVADOR	68	QATAR	90
EQUATORIAL GUINEA	68	REPUBLIC OF MOLDOVA	91
ERITREA	68	RUSSIAN FEDERATION	91
ETHIOPIA	68	RWANDA	92
GABON	69	SAINT LUCIA	93
GAMBIA	69	SAINT VINCENT AND THE GRENADINES	93
GHANA	70	SAO TOME AND PRINCIPE	93
GUATEMALA	71	SAUDI ARABIA	93
GUINEA	71	SENEGAL	93
		SERBIA	94

SEYCHELLES	95
SIERRA LEONE	95
SOMALIA	96
SOUTH AFRICA	96
SOUTH SUDAN	97
SRI LANKA	97
STATE OF PALESTINE	98
SUDAN	98
SURINAME	100
SWAZILAND	100
SYRIAN ARAB REPUBLIC	100
TAJIKISTAN	100
THAILAND	101
THE FORMER YUGOSLAV REPUBLIC OF MACEDONIA	101
TIMOR-LESTE	102
TOGO	102
TUNISIA	102
TURKEY	103
TURKMENISTAN	104
UGANDA	104
UKRAINE	104
UNITED REPUBLIC OF TANZANIA	105
URUGUAY	106
UZBEKISTAN	106
VENEZUELA (BOLIVARIAN REPUBLIC OF)	106
VIET NAM	107
YEMEN	108
ZAMBIA	108
ZIMBABWE	109
AFRICA REGION	109
ARAB REGION	113
ASIA AND THE PACIFIC REGION	113
EUROPE AND CENTRAL ASIA REGION	115
LATIN AMERICA AND THE CARIBBEAN REGION	116
GLOBAL	117
INTERREGIONAL	124

Abbreviations

3ADI	Accelerated Agribusiness and Agro-industries Development Initiative	CLARIS	Community Livelihoods and Rural Industry Support Programme
ABD	Agri-Business Development Unit	COMP	Component
ACP	African, Caribbean and Pacific Group of States	COP	Conference of the Parties
AE	Associate Expert	CP	country programme
AFRIMETS	Africa Metrology System	CPC	Community-based Production Centres
AFRIPANET	Africa Investment Promotion Agency Network	CPI	consumer price index
AIDA	Accelerated Industrial Development of Africa	CREST	Community Resilience and Entrepreneurship Training
AMA	Automotive Components Manufacturers Association	CSF	country service framework
API(s)	active pharmaceutical ingredient(s)	CSR	corporate social responsibility
ARP-JPC2	agriculture, rural development and poverty alleviation programme - joint programme component 2	CTC	carbon tetrachloride
ASEAN	Association of Southeast Asian Nations	CTCN	Climate Technology Centre and Network
AU	African Union	DAO	Delivering as One
AUC	African Union Commission	DCs	developing countries
BAB	Bangladesh Accreditation Board	DDT	dichlorodiphenyltrichloroethane
BAT	best available technique	DG SANCO	Directorate-General for Consumer Health and Consumers
BEP	best environmental practice	DHL	Deutsche Post DHL Group
BEST	Better Work and Standards Programme	DOMREP	Dominican Republic
BP	business promotion	EAC	East African Community
BRICS	Brazil, Russia, India, China and South Africa	ECA	Europe and Central Asia
CAMI	Conference of African Ministers of Industry	ECO	Economic Cooperation Organization
CARIFORUM	Caribbean Forum	ECOWAS	Economic Community of West African States
CBL	Clusters and Business Linkages Unit	EE	energy efficiency
CC	climate change	EEE	electronic and electric equipment
CCA	common country assessment	EGM	expert group meeting
CEMAC	Economic and Monetary Community of Central Africa	EI	Economics Institute of the Academy of Sciences, Czech Republic
CERGE	Centre for Economic Research and Graduate Education of Charles University in Prague	ENPARD	European Neighborhood Program for Rural Development <i>Armenia</i>
CFC(s)	Chlorofluorocarbon(s)	ESEA	East and South-East Asia
CFDA	China Food and Drug Administration	EURASEC	Eurasian Economic Community
CIIC	UNIDO Centre for International Industrial Cooperation, Moscow	GCC	Gulf Cooperation Council
CIS	Commonwealth of Independent States	GCLME	Guinea Current Large Marine Ecosystem
		GEF	Global Environment Facility
		GHG	greenhouse gas
		GRULAC	Latin American and Caribbean Group
		HCFC	hydrochlorofluorocarbon
		HFC	hydrofluorocarbon
		HP	Hewlett Packard
		HPMP	HCFC phase-out Management Plan
		HS	Human Security

ICT	information and communication technology	PPP	public-private partnership
IDEA	Innovation Development and Entrepreneurship for All	PROPSEEDS	promotion of opportunities for private sector enterprise expansion, development and shared growth
IEA	International Economic Association	PSF	Private Sector Federation
IOMC	Inter-Organization Programme for the Sound Management of Chemicals	PU	polyurethane
IP	integrated programme	PV	photovoltaic
IPA	Industrial Promotion Agency	RAC	room air conditioning
ISID	Inclusive and Sustainable Industrial Development	RAF	Africa Region
ISO	International Organization for Standardization	RE	renewable energy
IT	Investment Technology	RECP	resource efficient and cleaner production
ITPO	Investment and Technology Promotion Office	REMA	Rwanda Environment Management Authority
JP	joint programme	RETF	Renewable Energy Trust Fund
JPO	Junior Professional Officer	RTCs	Rural Transformation Centres
KEMCO	Korea Energy Management Corporation	SADC	Southern African Development Community
LAC	Latin America and the Caribbean	SADCREEE	SADC Centre for Renewable Energy and Energy Efficiency
LDC	least developed country	SAICM	Strategic Approach to International Chemicals Management
MB	methyl bromide	SATECH	Salima Agricultural Technology
MBR	methyl bromide	SCORE	sustainability through competitive and responsible enterprises
MDGs	Millennium Development Goals	SDG	Sustainable Development Goals
MDG-F	Millennium Development Goal Fund	SDWH	statistical data warehouse
MENA	Middle East and North Africa	SHP	small hydro-power
MICS	middle-income countries	SIDA	Swedish International Development Cooperation Agency
MIEPO	Moldovan Investment and Export Promotion Organization	SIDS	small island developing States
MINEDUC	Ministry of Education	SME	small and medium enterprise
MINICOM	Ministry of Trade and Industry	SMEDA	Small and Medium Enterprises Development Authority
MINIFRA	Ministry of Infrastructure	SMTQ	standards, metrology, testing and quality
MSMEs	micro, small and medium enterprises	SNNPR	South Nation, Nationalities and People's Region
NIP	National Implementation Plan	SPS	mesure sanitaire et phytosanitaire
NQI	national quality improvement	SPWA	Strategic Programme for West Africa
NSOs	National Statistics Offices	SPX	Subcontracting and Partnership Exchange
ODS	ozone-depleting substance	SSDP	Sustainable Supplier Development Programme
PA	preparatory assistance	TA	technical assistance
PAS	private agricultural sector support	TBT/SPS	technical barriers to trade/sanitary and phytosanitary
PCB	polychlorinated biphenyl	TC	technical cooperation
PDPC	Projet de développement des pôles de croissance		
PHD	Doctor of Philosophy		
PIF	project identification form		
POP	persistent organic pollutant		
PPG	project preparation grant		

TCB	trade capacity-building
TEST	transfer of environmentally sound technologies
TF	trust fund
TRTA	trade related technical assistance
TSCR	Trade Standards Compliance Report
TT	technology transfer
TVET	technical and vocational education and training
UEMOA	Union Economique et Monétaire Ouest Africaine
UN	United Nations
UNDAF	United Nations Development Assistance Framework
UNDAP	United Nations Development Assistance Plan
UNDG	United Nations Development Group
UNDP	United Nations Development Programme
UNEP	United Nations Environment Programme
UNHCR	United Nations High Commissioner for Refugees
UNHQ	United Nations Headquarters
UNIDO	United Nations Industrial Development Organization
UNU	United Nations University
UPOP	unintentionally produced - persistent organic pollutant
VCs	value chains
VEF	Vienna Energy Forum
VNCPC	Viet Nam National Cleaner Production Centre
WAQS	West Africa quality system
WEEE	waste electrical and electronic equipment
WTO	World Trade Organization
WWDR	World Water Development Report
XPS	extruded polystyrene
YES-DI	youth entrepreneurship skills - development initiative

Identification number and title	PAD issuance date	Total budget	Current year expenditure	Previous year expenditure
AFGHANISTAN				
101048 NUTRITION AND HOUSEHOLD FOOD SECURITY IN AFGHANISTAN	12.2009	447,500	-5,512	442,840
106077 DEVELOPMENT OF NATIONAL STANDARDS AND CAPACITY DEVELOPMENT FOR TECHNICAL COMMITTEES	10.2011	552,153	-35,153	593,225
ALBANIA				
105005 HCFC PHASE-OUT MANAGEMENT PLAN (STAGE I, FIRST TRANCHE)	01.2014	167,000	11,376	37,595
120536 BIOMASS ENERGY FOR PRODUCTIVE USE FOR SMALL AND MEDIUM ENTERPRISES (SMES) IN THE OLIVE OIL SECTOR (CEO)	10.2014	927,000	1,404	0
130014 BIOMASS ENERGY FOR PRODUCTIVE USE FOR SMALL AND MEDIUM ENTERPRISES (SMES) IN THE OLIVE OIL SECTOR IN ALBANIA (PPG)	09.2013	50,000	4,724	44,999
ALGERIA				
100156 CRÉATION ET DÉVELOPPEMENT DE CONSORTIUMS D'EXPORTATION D'ENTREPRISES INDUSTRIELLES DANS LE SECTEUR AGRO-ALIMENTAIRE	03.2014	524,022	85,294	217,974
100315 ENABLING ACTIVITIES TO REVIEW AND UPDATE THE NATIONAL IMPLEMENTATION PLAN FOR THE STOCKHOLM CONVENTION ON PERSISTENT ORGANIC POLLUTANTS (POPs)	08.2012	181,592	33,674	131,592
104027 CAPACITY BUILDING FOR THE ENVIRONMENTALLY SOUND MANAGEMENT OF POPs AND THE DESTRUCTION OF PCB WASTES IN ALGERIA - PREPARATORY ASSISTANCE	07.2009	260,000	-118	249,434
105016 CONVERSION FROM HCFC-141B IN THE MANUFACTURE OF POLYURETHANE RIGID INSULATION FOAM FOR DOMESTIC REFRIGERATORS AT CRISTOR	12.2010	215,380	-874	14,968
105327 NATIONAL ODS PHASE-OUT PLAN (SECOND TRANCHE)	09.2009	194,390	4,182	190,209
105329 PREPARATION FOR PILOT DEMONSTRATION PROJECT ON ODS WASTE MANAGEMENT AND DISPOSAL	12.2009	85,000	10,114	69,355
120221 CONDOR CONVERSION OF HCFC-22 IN THE MANUFACTURE OF AIR CONDITIONING UNITS	06.2012	1,379,460	1,345	13,584

Identification number and title	PAD issuance date	Total budget	Current year expenditure	Previous year expenditure
120383 HCFC PHASE-OUT MANAGEMENT PLAN (STAGE I, FIRST TRANCHE)	08.2012	214,400	20,188	9,300
140186 PILOT DEMONSTRATION PROJECT ON ODS WASTE MANAGEMENT AND DISPOSAL	08.2014	375,059	0	0
ANGOLA				
101126 TECHNICAL ASSISTANCE FOR ANGOLA'S ENTREPRENEURSHIP CURRICULA IN SECONDARY SCHOOLS PROGRAMME	12.2008	1,592,920	-65,696	1,561,867
130294 BUILDING CAPACITIES FOR AGROINDUSTRY VALUE CHAIN DEVELOPMENT	01.2014	176,991	171,668	0
ANTIGUA AND BARBUDA				
140390 PREPARATION OF A HCFC PHASE-OUT MANAGEMENT PLAN (STAGE II)	12.2014	10,000	2,350	0
ARGENTINA				
105017 PHASE OUT METHYL BROMIDE IN STRAWBERRY, PROTECTED HORTICULTURE AND CUT FLOWER PRODUCTION	04.2000	3,183,390	41	3,181,476
105018 PLAN FOR PHASE-OUT OF ODS IN THE SOLVENT SECTOR	12.2003	635,986	71,124	557,792
105020, 105026, 120408 NATIONAL CFC PHASE-OUT PLAN: 2006 WORK PROGRAMME	01.2007	13,541,780	1,241,637	11,595,236
130001 PREPARATORY PROJECT TO FACILITATE THE APPLICATION OF THE MERCURY TREATY IN ARGENTINA	09.2013	350,000	334,897	0
ARMENIA				
100024 ENABLING ACTIVITIES TO REVIEW AND UPDATE THE NATIONAL IMPLEMENTATION PLAN FOR THE STOCKHOLM CONVENTION ON PERSISTENT ORGANIC POLLUTANTS (POPs)	09.2012	136,200	38,488	93,808
120228 PPG IMPLEMENTATION OF BAT AND BEP FOR REDUCTION OF UP-POPS RELEASES FROM OPEN BURNING SOURCES IN ARMENIA	09.2013	50,000	45,444	0

Identification number and title	PAD issuance date	Total budget	Current year expenditure	Previous year expenditure
120344 CLEAN ENERGY TECHNOLOGY INNOVATION PROGRAMME FOR INCREASED COMPETITIVENESS OF THE NATIONAL ECONOMY IN ARMENIA (MAIN PHASE)	05.2013	547,946	93,312	75,206
120366 ESTABLISHMENT OF A CENTRE FOR INTERNATIONAL INDUSTRIAL COOPERATION (CIIC) IN ARMENIA	12.2012	26,549	-245	25,461
120455 PRODUCTIVE WORK FOR YOUTH IN ARMENIA SUPPORTING YOUNG ENTREPRENEURS	06.2014	954,166	118,815	511,854
120603 ENPARD TECHNICAL ASSISTANCE: PRODUCER GROUP AND VALUE CHAIN DEVELOPMENT	10.2014	1,223,116	514,447	0
120633 EXTENSION OF INSTITUTIONAL STRENGTHENING PROJECT (PHASE III:4/2013-3/2015)	12.2012	240,000	60,587	50,729
130023 ENPARD TECHNICAL ASSISTANCE: PRODUCER GROUP AND VALUE CHAIN DEVELOPMENT	01.2013	12,036	884	11,014
130121 SPS AND TBT STRENGTHENING IN ARMENIA	07.2013	34,520	11,692	16,553
140089 MINIMATA CONVENTION INITIAL ASSESSMENT FOR ARMENIA	07.2014	200,000	29,602	0
140117 IMPROVING COMPETITIVENESS OF EXPORT-ORIENTED INDUSTRIES IN ARMENIA THROUGH MODERNIZATION AND MARKET ACCESS	05.2014	647,055	196,257	0
AUSTRIA				
120399 EXECUTIVE PROGRAMME: THE FUTURE OF MANUFACTURING	12.2012	297,242	102,211	163,314
140043 PROFESSIONAL DEVELOPMENT PROGRAMME: SUSTAINABLE ENERGY SOLUTIONS 2014	04.2014	78,621	65,055	0
AZERBAIJAN				
100320 INITIATION OF THE HCFCs PHASE-OUT AND PROMOTION OF HFCS-FREE ENERGY EFFICIENT REFRIGERATION AND AIR-CONDITIONING SYSTEMS	06.2012	40,000	2,335	33,665
104030 ENVIRONMENTALLY SOUND MANAGEMENT AND DISPOSAL OF POLYCHLORINATED BIPHENYLS (PCBS)	05.2010	2,120,000	29,792	1,756,192
104031 ENVIRONMENTALLY SOUND MANAGEMENT AND DISPOSAL OF PCBS IN THE REPUBLIC OF AZERBAIJAN	06.2011	88,156	15,281	59,820
140211 PROMOTING ISID IN EUROPE AND CENTRAL ASIA REGION: UNIDOS INPUT TO THE REGIONAL CONFERENCE ON INDUSTRIALIZATION IN THE 21ST CENTURY	11.2014	93,949	17,885	0

Identification number and title	PAD issuance date	Total budget	Current year expenditure	Previous year expenditure
BAHRAIN				
105417 HCFC PHASE-OUT PLAN (STAGE I)	01.2014	115,592	0	93,103
120486 BAHRAIN INTERNATIONAL GREEN TECH-EXPO MANAMA, BAHRAIN, 19-21 FEBRUARY 2013	10.2013	87,221	11,763	933
120600 HCFC PHASE-OUT MANAGEMENT PLAN	12.2013	549,455	-10	9,341
140025 THE ORGANIZATION OF THE INTERNATIONAL ENTREPRENEURS FORUM IN BAHRAIN IN APRIL 2014	05.2014	80,662	2,880	0
BANGLADESH				
100305 ENVIRONMENTALLY SOUND MANAGEMENT AND FINAL DISPOSAL OF PCBs AND HEALTHCARE WASTES IN BANGLADESH	04.2013	45,000	7,046	16,603
103154 SOLAR MICRO-UTILITY ENTERPRISES FOR PROMOTING RURAL ENERGY AND PRODUCTIVE USES IN BANGLADESH	09.2011	265,487	23,793	194,919
106000 BETTER WORK AND STANDARDS PROGRAMME (BEST): QUALITY, FISHERIES AND TEXTILES	04.2010	15,165,140	2,300,898	12,712,596
106015 STRENGTHENING THE BANGLADESH ACCREDITATION BOARD (BAB) THROUGH UNIDO: INSTITUTIONAL COOPERATION BETWEEN NORWEGIAN ACCREDITATION (NA) AND BAB	12.2010	1,324,972	391,569	824,670
120170 DAIRY HUB AND ACADEMY DEVELOPMENT IN BANGLADESH	01.2014	88,029	34,717	0
BELARUS				
130231 PREPARATORY ASSISTANCE FOR THE FORMULATION OF A PROJECT DOCUMENT FOR PROJECT 130191 ON THE BELARUS SYSTEM OF TECHNOLOGY FORESIGHT	09.2013	20,716	14,507	2,888
140130 INSTITUTIONAL STRENGTHENING AND POLICY SUPPORT TO UPGRADE THE COMPONENT MANUFACTURERS IN THE AUTOMOTIVE SECTOR IN THE REPUBLIC OF BELARUS	10.2014	880,531	9,246	0
BENIN				
105333 HCFC PHASE-OUT MANAGEMENT PLAN (STAGE I, FIRST TRANCHE)	06.2011	140,000	26,029	91,650
130069 COUNTRY PROGRAMME FORMULATION MISSION	01.2014	43,486	13,968	6,633

Identification number and title	PAD issuance date	Total budget	Current year expenditure	Previous year expenditure
140033 TECHNICAL ASSISTANCE IN ESTABLISHING A BIOMASS GASIFICATION TECHNOLOGY RESOURCE CENTER IN SONGHAI CENTRE PORT-NOVO, BENIN	04.2014	26,324	14,936	0
BHUTAN				
101213 ED IN CIS TO SUPPORT THE PRODUCTIVE SECTOR ON COMMUNITY-BASED TOURISM IMPACTING ON JOB CREATION AND POVERTY REDUCTION	11.2011	583,665	199,274	299,391
BOLIVIA (PLURINATIONAL STATE OF)				
101049 PRODUCTIVE PATRIMONIAL ASSETS BUILDING AND CITIZENSHIP PROGRAMME FOR WOMEN IN EXTREME POVERTY IN BOLIVIA	12.2008	1,051,511	-14,238	1,063,092
102177 THE INTEGRATION OF INDIGENOUS ANDEAN PRODUCERS INTO NEW NATIONAL AND INTERNATIONAL VALUE CHAINS	12.2009	589,717	-20,081	588,727
106012 STRENGTHENING LOCAL DELIVERY CAPACITIES UNDER THE MULTI-SECTORAL MALNUTRITION ZERO PROGRAMME IN 22 MUNICIPALITIES	12.2009	289,075	-4,558	291,046
120326 ENABLING ACTIVITIES TO REVIEW AND UPDATE THE NATIONAL IMPLEMENTATION PLAN UNDER THE STOCKHOLM CONVENTION ON PERSISTENT ORGANIC POLLUTANTS (POPs) - IN BOLIVIA	05.2013	205,000	28,211	154,000
130105 PROJECT PROPOSAL FOR THE USE OF UNUTILIZED FUNDS FROM BOLIVIA: ANNUAL PRODUCTIVE, TRADE AND SERVICE UNITS' SURVEY DATA PROCESSING	10.2014	11,504	0	0
130175 PPG - ENVIRONMENTALLY SOUND MANAGEMENT OF POLYCHLORINATED BIPHENYL (PCB) - CONTAINING EQUIPMENT AND WASTES AND UPGRADE OF TECHNICAL EXPERTISE	01.2014	85,000	81,401	0
BOSNIA AND HERZEGOVINA				
100222 NATIONAL CLEANER PRODUCTION PROGRAMME (NCP) - BOSNIA AND HERZEGOVINA	02.2014	297,864	317	0
100307 ENABLING ACTIVITIES TO FACILITATE EARLY ACTION ON THE IMPLEMENTATION OF THE STOCKHOLM CONVENTION ON PERSISTENT ORGANIC POLLUTANTS	08.2012	258,020	51,699	188,309
105039 NATIONAL ODS PHASE-OUT PLAN: SECOND TRANCHE	08.2007	575,692	141,174	434,518

Identification number and title	PAD issuance date	Total budget	Current year expenditure	Previous year expenditure
105425 EXTENSION OF THE INSTITUTIONAL STRENGTHENING - PHASE III	01.2014	190,666	47,042	92,510
120368 HCFC PHASE-OUT MANAGEMENT PLAN (STAGE I, FIRST TRANCHE, ACTIVITIES IN THE REFRIGERATION SERVICING SECTOR INCLUDING POLICY ACTIONS)	08.2012	205,049	21,092	41,391
120583, 130087 PA FOR TA PROJECT ENHANCING WATER QUALITY IN LAKE MODRAC (BIH) BY ECO-REMEDATION MEASURES (SAP ID 120583)	03.2013	248,110	205,326	3,111
140134 DEVELOPMENT OF A FULL-SCALE PROPOSAL ON INCREASED USE OF LOW-CARBON TECHNOLOGIES IN BOSNIA & HERZEGOVINA	06.2014	93,927	63,577	0
BRAZIL				
120130 SUSTAINABLE RORAIMA - THE ECO-STATE AT THE ROOT OF THE AMAZON	06.2012	106,715	18,865	65,505
140107 IMPACT ASSESSMENT OF ISO 9001 QUALITY MANAGEMENT SYSTEM CERTIFICATION IN BRAZIL	10.2014	161,163	26,815	0
140147 PREPARATION OF INVESTMENT ACTIVITIES FOR THE PHASE-OUT OF HCFCs IN RAC MANUFACTURING SECTOR	05.2014	160,000	78,038	0
BURKINA FASO				
100046 PROMOTING ENERGY EFFICIENCY TECHNOLOGIES IN THE BEER BREWING SECTOR IN BURKINA FASO	06.2012	497,022	129,873	294,116
105337 HCFC PHASE-OUT MANAGEMENT PLAN (STAGE 1, FIRST TRANCHE)	12.2010	150,000	1,243	138,522
110027 ENABLING ACTIVITIES TO REVIEW AND UPDATE THE NATIONAL IMPLEMENTATION PLAN FOR THE STOCKHOLM CONVENTION ON POPs	02.2013	169,340	7,881	131,136
130254 COUNTRY PROGRAMME BURKINA FASO	01.2014	139,127	47,531	10,711
BURUNDI				
100318 RENFORCEMENT DES CAPACITÉS COMMERCIALES DU BURUNDI (RCCB)	09.2012	2,175,194	693,286	885,575
103168 ENERGY FOR PRODUCTIVE USES: A DEMONSTRATION PROJECT PROMOTING RENEWABLE ENERGY FOR INDUSTRIAL DEVELOPMENT	04.2008	658,096	-59	658,887

Identification number and title	PAD issuance date	Total budget	Current year expenditure	Previous year expenditure
105410 HCFC PHASE-OUT MANAGEMENT PLAN (STAGE I, FIRST TRANCHE)	11.2011	80,000	1,534	64,078
130074 COUNTRY PROGRAMME FORMULATION FOR BURUNDI	07.2014	33,987	19,594	0
CABO VERDE				
100131 ENTREPRENEURSHIP CURRICULUM PROGRAMME IN GENERAL AND TECHNICAL SECONDARY EDUCATION OF CAPE VERDE	09.2013	516,236	196,891	58,404
100332 PROMOTING MARKET-BASED DEVELOPMENT OF SMALL TO MEDIUM-SCALE RENEWABLE ENERGY SYSTEMS IN CAPE VERDE	07.2012	1,836,119	462,437	912,048
101009, 102005, 103002, 109000, 120269 ONE UN PROGRAMME FOR CAPE VERDE - JP 4 PROMOTION OF GROWTH AND ECONOMIC COMMUNITIES	08.2009	929,182	62,072	800,687
120396 UPGRADING OF THE NATIONAL QUALITY SYSTEM IN CAPE VERDE - PA	09.2012	19,063	33	2,290
130244 ENABLING ACTIVITIES TO REVIEW AND UPDATE THE NATIONAL IMPLEMENTATION PLAN FOR THE STOCKHOLM CONVENTION ON PERSISTENT ORGANIC POLLUTANTS (POPs) IN CAPE VERDE	04.2014	170,000	134,582	0
CAMBODIA				
100223 CLIMATE CHANGE RELATED TECHNOLOGY TRANSFER FOR CAMBODIA: USING AGRICULTURAL RESIDUE BIOMASS FOR SUSTAINABLE ENERGY SOLUTIONS	08.2012	1,690,000	87,103	108,085
103118 RURAL ENERGY FOR PRODUCTIVE USE AND INCOME GENERATION IN CAMBODIA	08.2004	775,000	-13,063	760,867
104034 REDUCING GREENHOUSE GAS EMISSIONS THROUGH IMPROVED ENERGY EFFICIENCY IN THE INDUSTRIAL SECTOR	04.2011	1,240,000	361,049	806,678
120011 CREATING EMPLOYMENT OPPORTUNITIES AND ENSURING EFFECTIVE E-WASTE MANAGEMENT IN CAMBODIA	09.2012	1,150,442	421,326	389,929
120047 ACCESS TO ENERGY THROUGH SCALING UP OF SOLAR TECHNOLOGIES AND ENHANCING QUALITY OF FABRICATORS OF BIOMASS GASIFIERS	02.2013	594,108	77,134	413,403
120327 REDUCTION OF GHG EMISSIONS THROUGH PROMOTION OF INVESTMENTS IN BIOGAS MINI-GRIDS	02.2014	50,000	33,697	0

Identification number and title	PAD issuance date	Total budget	Current year expenditure	Previous year expenditure
120398 CAMBODIA EXPORT DIVERSIFICATION AND EXPANSION PROGRAM (CEDEP) II:	05.2014	373,832	50,794	0
120648 BETTER QUALITY AND SAFETY OF FISH AND FISHERY PRODUCTS FOR IMPROVING FISH TRADE DEVELOPMENT IN CAMBODIA	04.2013	318,462	161,028	119,656
CAMEROON				
105307 TOTAL PHASE-OUT OF METHYL BROMIDE USED IN STORED COMMODITIES FUMIGATION	02.2008	259,713	-1,354	258,390
105339 CAMEROON HPMP FOAM SECTOR PLAN	09.2011	310,900	23,748	237,893
105340 HCFC PHASE-OUT MANAGEMENT PLAN (STAGE I, FIRST TRANCHE) (REFRIGERATION SERVICING SECTOR PLAN)	01.2014	753,553	83,376	430,421
110035, 120335 PROMOTING INVESTMENTS IN THE FIGHT AGAINST CLIMATE CHANGE AND ECOSYSTEMS PROTECTION THROUGH INTEGRATED RENEWABLE ENERGY AND BIOMASS SOLUTIONS FOR PRODUCTIVE USES AND INDUSTRIAL APPLICATIONS - PREPARATORY ASSISTANCE	07.2012	2,122,863	16,519	103,043
120522 PROGRAMME D'APPUI A L'AMELIORATION DE LA COMPETITIVITE DE L'ECONOMIE CAMEROUNAISE (PACOM)	09.2013	1,211,667	700,946	189,313
CENTRAL AFRICAN REPUBLIC				
105044 HCFC PHASE-OUT MANAGEMENT PLAN (STAGE I, FIRST TRANCHE)	09.2011	125,000	0	106,578
120024 ENABLING ACTIVITIES TO REVIEW AND UPDATE THE NATIONAL IMPLEMENTATION PLAN UNDER THE STOCKHOLM CONVENTION ON PERSISTENT ORGANIC POLLUTANTS (POPs) - IN THE CENTRAL AFRICAN REPUBLIC	05.2013	190,000	3,375	144,000
CHAD				
100184 PROMOTING RENEWABLE ENERGY BASED MINI-GRIDS FOR RURAL ELECTRIFICATION AND PRODUCTIVE USES	06.2012	2,442,846	230,410	1,680,913
105338 HCFC PHASE-OUT MANAGEMENT PLAN (STAGE I, FIRST TRANCHE)	01.2011	135,000	2,933	126,900

Identification number and title	PAD issuance date	Total budget	Current year expenditure	Previous year expenditure
120617 PROMOTING ENERGY EFFICIENT COOK STOVES IN MICRO AND SMALL-SCALE FOOD PROCESSING INDUSTRIES	08.2014	665,000	8,598	0
130170 FEASIBILITY STUDY FOR SUPPORT TO SESAME, NATRON, AND DATE SUPPLY CHAINS AND QUALITY INFRASTRUCTURE DEVELOPMENT	07.2014	176,927	44,456	0
140066 COUNTRY PROGRAMME CHAD	03.2014	124,138	36,990	0
CHILE				
100179, 100181 PROMOTING THE DEVELOPMENT OF BIOGAS ENERGY AMONGST SELECT SMALL- AND MEDIUM-SIZED AGRO-INDUSTRIES	09.2013	1,765,151	21,206	20,302
105046 NATIONAL PHASE-OUT OF MB - TERMINAL PROJECT	06.2010	1,657,917	208,897	1,334,065
CHINA				
100154 ESTABLISHING TAIYUAN CITY CARBON EMISSION DATABASE AND RECOMMENDATIONS ON GREENHOUSE GAS (GHG) MITIGATION POLICIES	07.2013	105,616	-69	7,210
100198 STRENGTHENING THE SOUTHERN CHINA INVESTMENT PROMOTION CENTRE FOR ESTABLISHMENT OF AN INVESTMENT PROMOTION OFFICE	07.2008	28,233	1,037	4,082
100282 PROMOTING EE IN INDUSTRIAL HEAT SYSTEMS AND HIGH ENERGY-CONSUMING (HEC) EQUIPMENT	10.2012	75,000	4,743	66,393
100338 REDUCE MERCURY EMISSION AND PROMOTE SOUND CHEMICAL MANAGEMENT IN ZINC SMELTING OPERATIONS	06.2012	990,000	7,428	981,854
101052 PROTECTING AND PROMOTING THE RIGHTS OF CHINA'S VULNERABLE YOUNG MIGRANTS	08.2009	325,260	-2,638	308,067
102055, 140099 ASSISTANCE TO SHANGHAI FOREIGN ECONOMIC RELATIONS AND TRADE COMMISSION/SHANGHAI FOREIGN INVESTMENT COMMISSION IN INWARD AND OUTWARD INVESTMENT PROMOTION (INVESTMENT PROMOTION CENTER)	08.2011	1,442,953	345,486	862,507
103135 FUEL EFFICIENCY STRATEGIES FOR THE CHINESE AUTOMOTIVE INDUSTRY	06.2011	265,487	35,550	214,779
104036 ENVIRONMENTALLY SUSTAINABLE MANAGEMENT OF MEDICAL WASTE IN CHINA	11.2007	11,650,000	67,385	10,735,815

Identification number and title	PAD issuance date	Total budget	Current year expenditure	Previous year expenditure
104037 STRENGTHENING INSTITUTIONS, REGULATIONS AND ENFORCEMENT CAPACITIES FOR EFFECTIVE AND EFFICIENT IMPLEMENTATION OF THE NATIONAL IMPLEMENTATION PLAN (NIP) IN CHINA	11.2007	5,410,000	239,964	5,106,509
104147 ENVIRONMENTALLY SOUND MANAGEMENT AND DISPOSAL OF OBSOLETE POPs PESTICIDES AND OTHER POPs WASTES IN CHINA	06.2009	9,959,000	10,662	9,624,842
105053 SECTOR PLAN FOR METHYL BROMIDE PRODUCTION SECTOR	12.2005	9,788,885	3,541	7,994,554
105058 SECTOR PLAN FOR PHASE OUT OF CFCs CONSUMPTION IN MDI SECTOR	12.2008	13,500,000	1,073,251	12,107,689
105061 DEMONSTRATION SUB-PROJECT FOR CONVERSION OF ROOM A/C COMPRESSOR MANUFACTURING FROM HCFC-22 TO PROPANE AT GUANGDONG MEIZH	09.2010	5,901,507	13,080	5,852,805
105064 HCFC PHASE-OUT MANAGEMENT PLAN - RAC SECTOR	01.2014	63,750,000	11,547,167	37,386,917
105066 HCFC PHASE-OUT MANAGEMENT PLAN - XPS SECTOR	09.2011	41,917,000	8,223,000	24,343,217
105308 REFRIGERATION SERVICING SECTOR CFC PHASE-OUT PLAN (FOURTH TRANCHE)	01.2008	697,139	1,076	696,063
107008 CHINA CLIMATE CHANGE PARTNERSHIP FRAMEWORK	06.2008	1,387,270	-3,750	1,377,797
107011 JOINT PROGRAMME - IMPROVING NUTRITION, FOOD SAFETY AND SECURITY FOR CHINA'S MOST VULNERABLE WOMEN AND CHILDREN	01.2010	539,610	-2,768	533,877
120045 ASSISTANCE TO ENTERPRISES IN FUJIAN PROVINCE TO MEET GREENER PRODUCT STANDARDS FOR MECHANICAL AND ELECTRICAL EQUIPMENT	11.2012	250,000	152,377	54,772
120061 POPs AND CHEMICAL POLLUTION SOLUTIONS THROUGH AREA-BASED-ECOEFFECTIVE-MANAGEMENT	04.2014	150,000	125,472	0
120161 ASSESSMENT OF THE ECONOMIC IMPACT AND EFFECTIVENESS OF ISO 9001 QUALITY MANAGEMENT SYSTEM CERTIFICATION IN CHINA	09.2012	60,285	-755	60,787
120387 DEVELOPMENT OF CSR IN CHINA'S CONSTRUCTION SECTOR	11.2013	400,000	48,904	0
120515 PILOT DEMONSTRATION PROJECT ON ODS WASTE MANAGEMENT AND DISPOSAL	03.2013	2,127,885	638,366	1,276,731
130022 GREEN INDUSTRY CONFERENCE IN 2013 IN CHINA	07.2013	326,668	97,992	183,682

Identification number and title	PAD issuance date	Total budget	Current year expenditure	Previous year expenditure
130062 UPGRADING OF EXISTING SUBCONTRACTING AND PARTNERSHIP EXCHANGE CENTRE (SPX) IN XI'AN, PHASE II	06.2014	174,268	74,968	0
130176 CHINA'S COMPLIANCE WITH THE STOCKHOLM CONVENTION	02.2014	2,000,000	1,774,687	0
140003 NATIONAL PHASE-OUT OF METHYL BROMIDE (PHASE II, EIGHTH TRANCHE)	01.2014	802,742	802,742	0
140272 DEVELOPMENT OF STRATEGIC FRAMEWORK FOR COOPERATION BETWEEN CFDA AND UNIDO IN THE AREA OF FOOD SAFETY	11.2014	27,586	0	0
COLOMBIA				
102043 STRENGTHENING THE NATIONAL CAPACITIES OF MSMES AND TO PROMOTE RENEWABLE ENERGY PROJECTS	06.2011	162,259	-2,418	161,375
104005 STRENGTHENING NATIONAL GOVERNANCE FOR SAICM IMPLEMENTATION IN COLOMBIA	07.2010	231,296	5,587	217,574
107021 UNIDO GLOBAL MERCURY PROJECT-2 (GMP-2), INTRODUCTION OF CLEANER ARTISANAL GOLD MINING AND EXTRACTION TECHNOLOGIES	04.2011	411,999	26,702	369,671
107022 UNIDO GLOBAL MERCURY PROJECT-2 (GMP-2), INTRODUCTION OF CLEANER ARTISANAL GOLD MINING AND EXTRACTION TECHNOLOGIES	03.2011	310,011	-713	319,177
120360 DEVELOP A PROGRAMME TO SUPPORT THE AUTOMOTIVE SECTOR/SPARE PARTS AND SUPPLY CHAIN	10.2012	44,438	2,785	40,430
120395 METROLOGY, CONFORMITY ASSESSMENT AND ENERGY EFFICIENCY PROGRAMME FOR COLOMBIA	08.2012	154,099	41,133	96,631
130060 MARCO PROGRAMÁTICO DE PAÍS (2013-2014) PRIORIDADES PARA LA COOPERACIÓN TÉCNICA DE LA ONUDI EN COLOMBIA	03.2014	252,069	106,751	0
140127 PROMOTION OF INDUSTRIAL ENERGY EFFICIENCY IN COLOMBIA	07.2014	25,000	6,365	0
COMOROS				
101000 PROMOTION DES CONDITIONS ECONOMIQUES ET SOCIALES DES JEUNES ET FEMMES DE L'ILE DE MOHELI AU TRAVERS DE L'APPUI A L'AGRICULTURE	02.2011	449,376	-9,117	479,478
140104 MINIMATA CONVENTION INITIAL ASSESSMENT IN THE COMOROS	07.2014	200,000	40,000	0

Identification number and title	PAD issuance date	Total budget	Current year expenditure	Previous year expenditure
CONGO				
107019 PROGRAMME INTEGRE DE RELANCE INDUSTRIELLE DU CONGO	08.2008	1,364,913	12,921	1,363,022
130051 ENVIRONMENTALLY SOUND MANAGEMENT AND FINAL DISPOSAL OF PCBS	11.2013	50,000	34,806	0
130095 ENABLING ACTIVITIES TO REVIEW AND UPDATE THE NIP UNDER THE STOKCHOLM CONVENTION ON PERSISTENT ORGANIC POLLUTANTS	09.2013	170,000	8,164	125,000
COSTA RICA				
120033 ENABLING ACTIVITIES TO REVIEW AND UPDATE THE NATIONAL IMPLEMENTATION PLAN FOR THE STOCKHOLM CONVENTION ON PERISTENT ORGANIC POLLUTANTS (POPs) - IN COSTA RICA	03.2013	194,454	117,011	20,293
120289 DEVELOPMENT OF EXPORT CONSORTIA IN COSTA RICA'S BRUNCA REGION IN AGRO-INDUSTRY AND TOURISM	06.2013	304,728	3,904	281,065
130266 DEVELOPMENT OF ENTREPRENEURIAL NETWORKS IN THE CULTURAL AND GASTRONOMIC SECTORS, IN PUERTO LIMON, COSTA RICA	05.2014	75,181	73,816	0
140082 CELAC MINISTERIAL CONFERENCE	04.2014	66,018	41,067	0
CÔTE D'IVOIRE				
100042 PROGRAMME D'APPUI À LA REMISE À NIVEAU DU SYSTÈME DE FORMATION PROFESSIONNELLE EN CÔTE D'IVOIRE	12.2011	8,957,395	2,544,301	1,499,707
100186, 103036 PROMOTING RENEWABLE ENERGY-BASED GRIDS IN RURAL COMMUNITIESFOR PRODUCTIVE USES IN CÔTE D'IVOIRE - PREPARATORY ASSISTANCE	03.2010	960,888	606,401	145,717
100335 REDUCING RISKS FROM ARTISANAL AND SMALL SCALE GOLD MINING IN COTE D'IVOIRE	10.2012	191,300	17,219	47,497
101077 QUALIFYING TRAINING-INSERTION OF THE YOUTH IN COTE D'IVOIRE	02.2009	750,681	-5,019	770,141
101078 YOUTH TRAINING FOR POST-CONFLICT RECOVERY AND PEACEBUILDING	09.2010	3,396,040	88,862	3,276,386
102002 AMELIORATION DE LA COMPETITIVITE DES ENTREPRISES IVOIRIENNES DES SECTEURS D'EXPORTATION NON TRADITIONNELS	06.2010	6,178,011	2,418,997	3,235,324
120051				

Identification number and title	PAD issuance date	Total budget	Current year expenditure	Previous year expenditure
PROGRAMME DE GOUVERNANCE INDUSTRIELLE POUR LA CÔTE D'IVOIRE 120512	02.2012	290,314	-692	197,372
HCFC PHASE OUT MANAGEMENT PLAN COTE D'IVOIRE (STAGE I, 1ST TRANCHE) 130109	10.2012	460,000	0	2,145
ENABLING ACTIVITIES TO REVIEW AND UPDATE THE NATIONAL IMPLEMENTATION PLAN FOR THE STOCKHOLM CONVENTION ON PERSISTENT ORGANIC POLLUTANTS 130228	09.2013	200,000	7,205	152,000
CAPACITY BUILDING IN SPECIAL ECONOMIC ZONE DEVELOPMENT 130270	10.2013	112,358	29,325	65,220
PA INVESTMENT PROMOTION AND CAPACITY BUILDING PROGRAM FOR COTE D'IVOIRE 140152	01.2014	260,384	168,259	22,983
STRENGTHENING PRODUCTIVITY AND VALUE ADDITION OF CASSAVA FOR POVERTY REDUCTION AND JOBS CREATION 102115, 102144	08.2014	12,994	5,110	0
MULTI-STAKEHOLDER PROGRAMME FOR PRODUCTIVE AND DECENT WORK FOR YOUTH IN THE MANO RIVER UNION COUNTRIES (MRU) - ANNEX V	01.2011	961,149	122,531	867,885
CROATIA				
105343, 120256 HCFC PHASE-OUT MANAGEMENT PLAN (HPMP)	09.2010	600,000	175,948	236,203
CUBA				
103084 GENERATION AND DELIVERY OF RENEWABLE ENERGY BASED MODERN ENERGY SERVICES IN CUBA; THE CASE OF ISLA DE LA JUVENTUD	09.2005	5,247,326	747,726	4,381,163
CZECH REPUBLIC				
110042 UNIDO-CERGE-EI JOINT PHD RESEARCH	12.2011	75,839	0	568
DEMOCRATIC PEOPLE'S REPUBLIC OF KOREA				
105344, 105345, 105346 PREPARATION FOR HCFC PHASE-OUT INVESTMENT ACTIVITIES (POLYURETHANE FOAM SECTOR) 107132	09.2011	145,000	48,443	70,538
INTERNATIONAL CONSULTANT TO ASSIST IN AND FACILITATE THE IMPLEMENTATION OF THE INTEGRATED PROGRAMME OF THE DEMOCRATIC PEOPLE'S REPUBLIC OF KOREA	03.2007	760,702	54,514	680,451

Identification number and title	PAD issuance date	Total budget	Current year expenditure	Previous year expenditure
DEMOCRATIC REPUBLIC OF THE CONGO				
101116 BRINGING SUPPORT TO THE NATIONAL RECONSTRUCTION PROGRAMME OF DRC FOR LIVELIHOODS RECOVERY AND PEACE BUILDING	03.2011	1,149,825	-6,643	1,129,163
110043 DEVELOPING THE AGRO-PROCESSING SECTOR FOR LIVELIHOODS RECOVERY, JOBS DIVERSIFICATION AND PEACE BUILDING	04.2012	1,150,443	-11,254	1,145,618
120257 ENABLING ACTIVITIES TO REVIEW AND UPDATE THE NATIONAL IMPLEMENTATION PLAN FOR THE STOCKHOLM CONVENTION ON PERSISTENT ORGANIC POLLUTANTS	03.2013	199,870	7,463	184,506
130194 ASSISTANCE TECHNIQUE POUR LA MISE EN PLACE D'UN PROCESSUS D'IMPLANTATION DES PLATEFORMES INDUSTRIELLES DANS LES DIFFÉRENTS POLES NODAUX DU PDPC AU BAS-CONGO	10.2013	386,807	213,770	64,281
DOMINICAN REPUBLIC				
100285, 100288 STIMULATING INDUSTRIAL COMPETITIVENESS THROUGH BIOMASS-BASED, GRID-CONNECTED ELECTRICITY GENERATION	02.2012	1,389,905	46,715	67,077
130188 ESTABLISHMENT OF A NATIONAL RECP NETWORK IN DOMREPAND REGIONAL RECP DISSEMINATION IN THE CARIFORUM COUNTRIES	02.2014	404,491	55,738	0
ECUADOR				
103017 INDUSTRIAL ENERGY EFFICIENCY IN ECUADOR (IEEE)	07.2011	975,208	260,113	394,567
105428 PHASE OUT OF HCFC-141B IN THE PRODUCTION OF DOMESTIC REFRIGERATOR IN INDURAMA	12.2011	1,331,440	90,326	1,206,038
105429 TECHNICAL ASSISTANCE TO ELIMINATE THE REMAINING CONSUMPTION OF METHYL BROMIDE TO BE IN COMPLIANCE WITH THE TOTAL PHASE-O	12.2011	317,500	83,236	233,998
106017 TRACEABILITY PROGRAMME FOR THE AGRO- INDUSTRIAL SECTOR - PREPARATORY ASSISTANCE	08.2011	64,751	9,979	39,569
120077 ENABLING ACTIVITY TO REVIEW AND UPDATE THE NATIONAL IMPLEMENTATION PLAN FOR THE STOCKHOLM CONVENTION ON PERSISTENT ORGANIC POLLUTANTS- IN ECUADOR	02.2013	205,000	3,873	0
120237 HCFC PHASE OUT MANAGEMENT PLAN (FIRST TRANCHE)	08.2013	287,000	50,772	201,330

Identification number and title	PAD issuance date	Total budget	Current year expenditure	Previous year expenditure
130030 ESTABLISHMENT AND OPERATION OF A NATIONAL CLEANER PRODUCTIONPROGRAMME (NCP) IN ECUADOR	07.2013	172,508	77,461	14,157
EGYPT				
100089 GREEN TRADE INITIATIVE	01.2014	679,173	484,037	35,043
100349 INDUSTRIAL ENERGY EFFICIENCY IN EGYPT	03.2012	4,007,275	832,520	560,703
101053 THE DAHSHUR WORLD HERITAGE SITE MOBILIZATION FOR CULTURAL HERITAGE FOR COMMUNITY DEVELOPMENT	04.2009	318,451	-32,261	317,896
102022 PRO-POOR HORTICULTURE VALUE CHAINS IN UPPER EGYPT	11.2009	2,356,500	-102,635	2,188,494
103008 CLIMATE CHANGE RISK MANAGEMENT IN EGYPT	12.2008	467,831	-4,471	361,177
104008 ASSESSMENT AND CAPACITY BUILDING IN CHEMICALS AND CHEMICALS WASTE MANAGEMENT IN EGYPT	07.2009	231,507	-503	226,707
105085 PHASE-OUT OF CFC CONSUMPTION IN THE MANUFACTURE OF AEROSOL METERED DOSE INHALERS (MDIS)	12.2006	5,899,000	1,631	5,838,326
105086 NATIONAL CFC PHASE-OUT PLAN FOR EGYPT (3RD, 4TH AND 5TH TRANCHES)	05.2010	897,940	-1,275	898,943
105089 NATIONAL PHASE-OUT OF MB IN HORTICULTURE AND COMMODITIES FUMIGATION EXCEPT IN DATE USE - PHASE II	01.2009	1,934,994	82,047	1,815,176
105094 PHASE-OUT OF HCFC-141B FROM THE MANUFACTURING OF POLYURETHANE FOAM AT MONDIAL FREEZERS COMPANY	01.2010	436,300	4,976	426,305
105418 HCFC PHASE-OUT MANAGEMENT PLAN (STAGE I, FIRST TRANCHE)	12.2012	1,200,000	258,210	675,883
106053 UPGRADING THE MEDICINAL & AROMATIC PLANTS VALUE CHAIN - ACCESS TO EXPORT MARKETS	11.2010	2,495,575	566,037	1,227,673
120175 ENHANCING YOUTH EMPLOYABILITY AND LOCAL ECONOMIC DEVELOPMENT IN UPPER EGYPT	05.2014	663,717	422,167	0
120203 HUMAN SECURITY THROUGH INCLUSIVE SOCIO-ECONOMIC DEVELOPMENT IN UPPER EGYPT	02.2013	1,373,030	591,310	179,350
120320 PROMOTING LOW CARBON TECHNOLOGIES FOR COOLING AND HEATING APPLICATIONS	03.2013	80,000	53,022	26,804
120582 EXTENSION OF INSTITUTIONAL STRENGTHENING - PHASE	11.2012	456,646	22,818	228,000

Identification number and title	PAD issuance date	Total budget	Current year expenditure	Previous year expenditure
IX AND PHASE X				
140098 HS THROUGH INCLUSIVE SOCIO-ECONOMIC DEVELOPMENT IN SOUTH MINYA	05.2014	663,717	271,786	0
EL SALVADOR				
102178 VIVIENDA Y ASENTAMIENTOS URBANOS PRODUCTIVOS Y SOSTENIBLES EN SAN SALVADOR	03.2010	1,005,000	-5,443	983,741
104009 LIFE CYCLE ANALYSIS OF CHEMICAL SUBSTANCES	05.2009	228,426	-4,319	210,264
EQUATORIAL GUINEA				
105411 HCFC PHASE-OUT MANAGEMENT PLAN (STAGE I, FIRST TRANCHE)	11.2011	75,000	5,579	69,384
130133 COUNTRY PROGRAMME FORMULATION FOR EQUATORIAL GUINEA	01.2014	34,740	1,218	1,666
ERITREA				
101091 LIVELIHOODS RECOVERY AND MICRO-INDUSTRY SUPPORT PROJECT FOR COMMUNITIES AFFECTED BY NATURAL DISASTERS IN THE NORTHERN RED SEA REGION	03.2011	884,956	64,990	7,202
104040 ENABLING ACTIVITIES TO FACILITATE EARLY ACTION ON THE IMPLEMENTATION OF THE STOCKHOLM CONVENTION ON PERSISTENT ORGANIC POLLUTANTS IN ERITREA	03.2007	346,495	-772	346,204
105096 TERMINAL PHASE-OUT MANAGEMENT PLAN FOR CFCS (SECOND TRANCHE)	04.2011	74,473	2,303	72,170
120491 HCFC PHASE-OUT MANAGEMENT PLAN (STAGE I, FIRST TRANCHE)	11.2012	40,000	19,311	0
ETHIOPIA				
090059 IP ETHIOPIA, PHASE II - GENERAL MANAGEMENT FUNDS FOR 2008	02.2008	92,000	-1,552	81,109
100092 ESTABLISHING INDUSTRIAL PROCESSING AND MARKETING OF BELES-BASED FOOD PRODUCTS FOR INCREASED INCOME IN RURAL COMMUNITIES	08.2013	320,725	271,321	46,162
101054 EDIBLE OIL VALUE CHAIN ENHANCEMENT	03.2010	1,062,358	-47,914	1,031,900
101072 TECHNICAL ASSISTANCE PROJECT FOR UPGRADING OF	05.2009	4,130,423	515,530	3,309,174

Identification number and title	PAD issuance date	Total budget	Current year expenditure	Previous year expenditure
THE ETHIOPIAN LEATHER AND LEATHER PRODUCTS INDUSTRY				
105097 PROJECT PREPARATION IN THE FUMIGANT SECTOR (FLOWERS)	06.2008	35,000	0	2,435
120026 ENABLING ACTIVITIES TO REVIEW AND UPDATE THE NATIONAL IMPLEMENTATION PLAN FOR THE STOCKHOLM CONVENTION ON POPS	03.2013	227,000	34,471	170,000
120211 A PPP PROJECT - TRAINING ACADEMY IN HEAVY DUTY EQUIPMENT AND COMMERCIAL EQUIPMENT IN ETHIOPIA	09.2012	1,514,102	357,938	364,556
120227 INVESTMENT PROMOTION ON ENVIRONMENTALLY SOUND MANAGEMENT OF E-WASTE IN EAST AFRICA WITH FOCUS ON ETHIOPIA	01.2013	1,019,070	484,942	225,604
120421 NATIONAL CLUSTER DEVELOPMENT FRAMEWORK FOR ETHIOPIA - PHASE I (PREPARATORY ASSISTANCE)	12.2012	27,623	20,800	10,128
120619 HCFC PHASE-OUT MANAGEMENT PLAN (STAGE I, FIRST TRANCHE)	12.2012	70,000	0	0
130111 PA - SUPPORT TO DEVELOPMENT OF FISHERIES VALUE CHAINS IN AMHARA AND SNNP REGIONS, ETHIOPIA	12.2013	63,795	45,641	0
130164 PREPARATION OF BUSINESS PLAN FOR PILOTING INTEGRATED AGRO-FOOD PARKS (IAFP) IN ETHIOPIA	08.2014	544,058	225,109	0
130261 PA: VALORISATION AND IMPROVED SUSTAINABILITY AND INCLUSIVENESS OF THE ETHIOPIAN COFFEE VALUE	11.2013	25,198	27,653	5,539
130306 SLAUGHTERHOUSE WASTE MANAGEMENT: THE SUSTAINABLE AND PRODUCTIVE USE OF ANIMAL BY-PRODUCTS	02.2014	89,655	67,736	0
140092 PRODUCTIVE WORK FOR YOUTH AND WOMEN THROUGH MSMES PROMOTION IN ETHIOPIA	04.2014	674,002	17,714	0
GABON				
105347 HCFC PHASE-OUT MANAGEMENT PLAN (STAGE I, FIRST TRANCHE)	01.2011	130,000	0	77,686
130174 RENFORCEMENT DES CAPACITÉS EN PRODUCTION ET ANALYSE DE STATISTIQUES INDUSTRIELLES AU GABON	01.2014	68,500	60,749	10
GAMBIA				
101119 AGRO/FISHERIES VALUE CHAIN PROJECT FOR THE GAMBIA	09.2010	215,699	-6,550	190,675

Identification number and title	PAD issuance date	Total budget	Current year expenditure	Previous year expenditure
103023 PROMOTING RENEWABLE ENERGY BASED MINI-GRIDS FOR PRODUCTIVE USES IN RURAL AREAS IN THE GAMBIA	03.2014	1,814,281	240,629	1,215,870
105412 HCFC PHASE-OUT MANAGEMENT PLAN (STAGE I, FIRST TRANCHE)	12.2011	50,000	4,019	44,227
109011, 120436 COUNTRY PROGRAMME FOR GAMBIA - COMPETITIVENESS COMPONENT	06.2012	162,760	-1,709	157,490
120623 IMPROVING ENERGY EFFICIENCY AND REDUCING ODS EMISSIONS IN THE INDUSTRIAL REFRIGERATION AND AIR CONDITIONING SECTOR	02.2014	551,261	186,106	0
130115 GREENING THE PRODUCTIVE SECTORS IN GAMBIA	01.2014	54,800	54,800	0
GHANA				
100317 IMPROVING GHANA'S QUALITY VALUE-CHAIN FOR EXPORTS	12.2012	3,007,965	387,578	612,089
100334 SUPPORTING GREEN INDUSTRIAL DEVELOPMENT IN GHANA: BIOGAS TECHNOLOGY AND BUSINESS FOR SUSTAINABLE GROWTH	02.2014	712,883	532,158	89,908
101092 ASSISTANCE TO THE REFUGEES OF THE UNHCR SETTLEMENTS IN BUDUBURAM AND KRISAN FOR THEIR REPATRIATION, LOCAL INTEGRATION AND RESETTLEMENT THROUGH MICRO- AND SMALL-SCALE ENTERPRISE DEVELOPMENT	01.2007	1,035,600	-31,863	1,055,964
101095 ENHANCING HUMAN SECURITY THROUGH DEVELOPING LOCAL CAPACITY FOR HOLISTIC COMMUNITY-BASED CONFLICT PREVENTION IN NORTHERN GHANA	01.2009	133,000	-1,692	127,223
107051 GHANA NATIONAL SYSTEM OF INNOVATION (GNSI) SURVEY	02.2011	98,308	-5,993	134,200
120385 PREPARATORY ASSISTANCE FOR NATIONAL RESOURCE EFFICIENT AND CLEANER PRODUCTION (RECP) PROGRAMME - GHANA	09.2012	45,850	-811	35,135
130049 REINTEGRATING LIBERIAN REFUGEES IN GHANA THROUGH MULTI-SKILLS TRAINING FOR SUSTAINABLE LIVELIHOODS & POVERTY ALLEVIATION	05.2013	1,327,434	818,906	453,286
140085 MULTI-SKILLS TRAINING FOR SUSTAINABLE LIVELIHOODS AND POVERTY ALLEVIATION	04.2014	8,022	7,887	0
140187 STRATEGY BRIEFS FOR THE IMPLEMENTATION OF RECOMMENDATIONS FROM THE GHANA NATIONAL SYSTEM OF INNOVATION (GNSI) SURVEY PROJECT	06.2014	34,325	30,500	0

Identification number and title	PAD issuance date	Total budget	Current year expenditure	Previous year expenditure
GUATEMALA				
100117 ENVIRONMENTALLY SOUND MANAGEMENT AND DISPOSAL OF POLYCHLORINATED BIPHENYL (PCB)-CONTAINING EQUIPMENT AND DDT WASTES AND UPGRADE OF TECHNICAL EXPERTISE IN GUATEMALA	07.2014	85,000	49,257	0
105102 NATIONAL PHASE-OUT OF METHYL BROMIDE (PHASE II, FIRST TRANCHE)	12.2012	2,033,047	24,045	1,301,662
120009 ENABLING ACTIVITIES TO REVIEW AND UPDATE THE NATIONAL IMPLEMENTATION PLAN UNDER THE STOCKHOLM CONVENTION ON PERSISTENT ORGANIC POLLUTANTS (POPS) - IN GUATEMALA	02.2014	225,000	8,659	0
120438 STRENGTHENING OF NATIONAL METROLOGY LABORATORY (CENAME) OF GUATEMALA	10.2014	81,545	0	0
120580 HCFC PHASE OUT MANAGEMENT PLAN - PMP (SECOND TRANCHE)	07.2011	127,925	27,591	72,302
GUINEA				
100185 PROMOTING DEVELOPMENT OF MULTI-PURPOSE MINI-HYDRO POWER SYSTEMS (FOR PROVISION OF ENERGY, IRRIGATION ETC.) IN REPUBLIC OF GUINEA	05.2012	2,210,301	49,767	153,232
102006 PROJET CONJOINT D'APPUI AU MOUVEMENT DE LA JEUNESSE ET À CERTAINS GROUPES DE JEUNES LES PLUS DÉSHÉRITÉS (MECANISME DE FINANCEMENT & CENTRES D'INFORMATION ET DE COMMUNICATION)	05.2010	601,169	-10,310	589,436
120081 ENABLING ACTIVITIES TO REVIEW AND UPDATE THE NATIONAL IMPLEMENTATION PLAN FOR THE STOCKHOLM CONVENTION ON PERSISTENT ORGANIC POLLUTANTS	03.2013	180,000	39,851	112,058
120173 PROJET D'APPUI A L'INSERTION ECONOMIQUE DES JEUNES ET DES FEMMES VULNERABLES A TRAVERS LES ACTIVITES D'ASSAINISSEMENT DES DECHETS SOLIDES	04.2014	2,008,531	840,674	832,450
120220 SUPPORTING JOB TRAINING FOR YOUTHS IN GUINEA	06.2012	2,521,671	537,769	1,137,393
120361 HCFC PHASE-OUT MANAGEMENT PLAN (STAGE I, FIRST TRANCHE)	07.2012	160,000	0	153,819
140023 PROGRAMME DE COOPÉRATION TECHNIQUE ENTRE L'ONUDI ET LA RÉPUBLIQUE DE GUINÉE	04.2014	192,939	69,726	0
GUINEA-BISSAU				
105413 HCFC PHASE-OUT MANAGEMENT PLAN (STAGE I,	11.2011	40,000	0	39,138

Identification number and title	PAD issuance date	Total budget	Current year expenditure	Previous year expenditure
FIRST TRANCHE)				
130007 GUINEA-BISSAU - PROMOTE RE INVESTMENTS IN THE ELECTRICITY SECTOR	07.2013	91,324	22,359	63,064
130012 PROMOTING RENEWABLE ENERGY INVESTMENTS IN GUINEA BISSAU	10.2014	1,735,160	237,077	0
130168 ENABLING ACTIVITIES TO REVIEW AND UPDATE THE NATIONAL IMPLEMENTATION PLAN UNDER THE STOCKHOLM CONVENTION ON PERSISTENT ORGANIC POLLUTANTS (POPS) - IN GUINEA-BISSAU	11.2013	175,000	33,060	128,000
HAITI				
120577 PROGRAMME D'APPUI AU MINISTÈRE DU COMMERCE ET DE L'INDUSTRIE: SOUTIEN AUX INFRASTRUCTURES DE LA QUALITÉ/RENFORCEMENT DU BUREAU HAÏTIEN DE NORMALISATION	12.2012	919,836	506,574	197,731
HONDURAS				
105112 HCFC PHASE-OUT MANAGEMENT PLAN (STAGE I, FIRST TRANCHE)	05.2011	220,000	88,989	99,477
105113 NATIONAL METHYL BROMIDE PHASE-OUT PLAN, PHASE II (THIRD TRANCHE)	01.2009	299,927	-14,700	314,500
120008 ENABLING ACTIVITIES TO REVIEW AND UPDATE THE NATIONAL IMPLEMENTATION PLAN UNDER THE STOCKHOLM CONVENTION ON PERSISTENT ORGANIC POLLUTANTS (POPS) - IN HONDURAS	02.2013	189,420	137,877	34,050
120216 HONDURAS - CP PA MISSION	11.2012	34,971	1,916	35,749
INDIA				
090061 RENEWABLE ENERGY BASED ECONOMIC DEVELOPMENT: PV/WIND/HYBRID BASED RURAL COMMUNITY DEVELOPMENT CENTRES IN REMOTE ISLANDS IN LACCADIVES	05.2005	155,325	-19,418	131,315
090062 NATIONAL PROGRAMME TO SUPPORT ENERGY EFFICIENCY AND QUALITY STANDARDS IN CERAMICS SMALL AND MEDIUM SCALE ENTERPRISES (SMES)	01.2005	353,982	2,167	338,619
100115 PPG DEVELOPMENT AND PROMOTION OF NON-POPS ALTERNATIVES TO DDT	03.2013	213,500	18,559	154,004
100245 SUPPORTING SMALL AND MEDIUM-SIZED MANUFACTURERS IN THE AUTOMOTIVE COMPONENT	07.2014	317,307	153,862	0

Identification number and title	PAD issuance date	Total budget	Current year expenditure	Previous year expenditure
INDUSTRY IN INDIA: DEEPENING AND WIDENING THE SERVICES PROVIDED WITHIN THE FRAMEWORK OF THE UNIDO-ACMA-DHL PARTNERSHIP PROGRAMME				
100269 TECHNOLOGY UPGRADATION AND PRODUCTIVITY ENHANCEMENT OF THE FOUNDRY INDUSTRY IN COIMBATORE AND BELGAUM	12.2011	884,956	188,357	510,178
100303 PROMOTING RURAL MICRO INDUSTRIES AND VALUE CHAIN DEVELOPMENT IN THE FOOD PROCESSING SECTOR - PA	02.2012	80,769	-655	82,263
101064 PROMOTING LIVELIHOODS IN NORTH EASTERN INDIA: THE CANE AND BAMBOO NETWORKING PROJECT	10.2009	509,245	858	458,463
101131 PROMOTING LIVELIHOODS IN NORTH EASTERN INDIA: THE CANE AND BAMBOO NETWORKING PROJECT	05.2008	353,982	-21,720	341,886
102045 NATIONAL PROGRAMME FOR TECHNOLOGY UPGRADATION OF BRASS AND BELL METAL INDUSTRY/ARTISAN ENTERPRISES IN KHAGRA AND OTHER AREAS IN WEST BENGAL AND NEIGHBOURING STATES (PHASE 1)	05.2008	176,992	23,891	99,858
102046 PLASTICS MANUFACTURING INDUSTRY IN INDIA	10.2010	707,911	181,631	522,328
102064 CLUSTER TWINNING COMPONENT: CONSOLIDATED PROJECT FOR SME DEVELOPMENT IN INDIA THROUGH ESTABLISHMENT OF MUTUAL CREDIT GUARANTEE SCHEMES, CLUSTER TWINNING AND FOREIGN INVESTMENT AND TECHNOLOGY PROMOTION	12.2005	901,577	-562	889,751
102136 UPGRADATION OF MACHINE TOOLS INDUSTRY IN INDIA	12.2009	1,039,824	-474	1,018,494
103029 PROMOTING ENERGY EFFICIENCY AND RENEWABLE ENERGY IN SELECTED MSME CLUSTERS IN INDIA MICRO, SMALL AND MEDIUM ENTERPRISES (MSME) CLUSTERS IN INDIA	12.2011	7,247,650	1,187,475	4,649,265
103121 ECO CITY - ECO BUSINESS PARTNERSHIP PROGRAMME IN INDIA	02.2008	221,195	-1,894	220,038
104043 DEVELOPMENT OF A NATIONAL IMPLEMENTATION PLAN (NIP) IN INDIA AS A FIRST STEP TO IMPLEMENT THE STOCKHOLM CONVENTION ON PERSISTENT ORGANIC POLLUTANTS (POPS)	11.2007	3,097,781	-386,072	3,064,030
104044 ENVIRONMENTALLY SOUND MANAGEMENT AND FINAL DISPOSAL OF PCBS IN INDIA	01.2010	14,100,000	1,848,351	5,507,031
104160 ENVIRONMENTALLY SOUND MANAGEMENT OF MEDICAL WASTES IN INDIA	10.2011	10,000,000	120,284	1,628,220
105115 CTC PHASE-OUT FOR THE CONSUMPTION AND PRODUCTION SECTORS: 2005 ANNUAL PROGRAMME	11.2006	3,669,115	-78,060	3,747,174
110040				

Identification number and title	PAD issuance date	Total budget	Current year expenditure	Previous year expenditure
PROMOTING BUSINESS MODELS FOR INCREASING PENETRATION AND SCALING UP OF SOLAR ENERGY IN INDIA (PPG)	04.2012	138,678	7,364	132,317
120182				
PROMOTING ULTRA LOW-HEAD MICRO HYDROPOWER TECHNOLOGY TO INCREASE ACCESS TO RENEWABLE ENERGY FOR PRODUCTIVE USES IN RURAL INDIA	06.2013	1,238,434	231,967	634,520
120243				
GREEN GROWTH POLICY FOR MANUFACTURING IN INDIA	03.2013	353,982	-212	3,025
120304				
PROMOTING INDUSTRIAL ENERGY EFFICIENCY THROUGH ENERGY MANAGEMENT STANDARD, SYSTEM OPTIMIZATION AND TECHNOLOGY INCUBATION IN INDIA	12.2012	72,728	7,200	41,274
120345				
GEF UNIDO CLEANTECH PROGRAMME FOR SMES IN INDIA	04.2013	1,000,000	76,702	171,243
130149				
PROMOTING BUSINESS MODELS FOR INCREASED PENETRATION AND SCALING UP OF SOLAR ENERGY IN INDIA (MAIN PHASE)	01.2014	4,365,174	49,736	0
130235				
INTERNATIONAL EGM FOR POLICY MAKERS AND OTHER INTERESTED EXPERTS ON THE CHANGING PARADIGM OF CLUSTER DEVELOPMENT	11.2013	44,998	21,144	23,800
INDONESIA				
100224				
NATIONAL RESOURCE EFFICIENT AND CLEANER PRODUCTION (RECP) PROGRAMME INDONESIA	10.2012	3,401,136	133,660	53,672
101097				
REALIZING MINIMUM LIVING STANDARDS FOR DISADVANTAGED COMMUNITIES THROUGH PEACE BUILDING AND VILLAGE BASED ECONOMIC DEVELOPMENT	03.2009	1,971,729	-13,318	1,979,468
101099				
REALIZING MINIMUM LIVING STANDARDS FOR DISADVANTAGED COMMUNITIES THROUGH PEACE BUILDING AND VILLAGE BASED ECONOMIC DEVELOPMENT	11.2010	37,681	-1,949	38,924
103031				
PROMOTING INDUSTRIAL ENERGY EFFICIENCY THROUGH SYSTEM OPTIMIZATION AND ENERGY MANAGEMENT STANDARDS IN INDONESIA	04.2011	2,228,137	509,019	940,158
105118				
HCF PHASE-OUT MANAGEMENT PLAN (STAGE I, PHASE II)	08.2011	774,145	722,093	10,674
107078				
INDONESIA COUNTRY PROGRAMME 2009-2013: PROGRAMME MANAGEMENT AND COORDINATION	08.2009	176,807	32,043	142,457
120042				
ENABLING ACTIVITIES TO REVIEW AND UPDATE THE NATIONAL IMPLEMENTATION PLAN FOR THE	10.2012	225,000	29,912	178,270

Identification number and title	PAD issuance date	Total budget	Current year expenditure	Previous year expenditure
STOCKHOLM CONVENTION ON PERSISTENT ORGANIC POLLUTANTS (POPS) - IN INDONESIA				
120110				
INCREASING TRADE CAPACITIES OF SELECTED VALUE CHAINS WITHIN THE FISHERIES SECTOR IN INDONESIA	11.2013	870,740	281,944	53,640
130083				
POST-2015 DEVELOPMENT AGENDA, INDONESIA NATIONAL CONSULTATIONS	04.2013	50,919	5,634	39,874
130249				
PIF INTRODUCTION OF AN ENVIRONMENTALLY SOUND MANAGEMENT AND DISPOSAL SYSTEM FOR PCBs WASTES AND PCB-CONTAMINATED EQUIPMENT IN INDONESIA	10.2013	6,000,000	89,881	13,099
IRAN (ISLAMIC REPUBLIC OF)				
105122, 105123				
HCFC PHASE-OUT MANAGEMENT PLAN (STAGE I, FIRST TRANCHE)	05.2011	2,628,950	256,829	1,738,710
120336				
SUSTAINABLE LIVELIHOODS PROGRAMME: DEVELOPMENT OF PRO-POOR CLUSTERS AND VALUE CHAINS IN BORDER REGIONS OF THE ISLAMIC REPUBLICS OF IRAN AND AFGHANISTAN (PHASE I)	04.2014	751,276	355,176	354,765
120506				
INDUSTRIAL ENERGY EFFICIENCY IN KEY SECTORS IN ISLAMIC REPUBLIC OF IRAN	10.2012	6,178,315	705,411	706,786
120595				
SAFFRON VALUE CHAIN PROMOTION PROGRAMME - IRAN	01.2014	415,887	187,227	0
IRAQ				
100209				
STRENGTHENING THE NATIONAL QUALITY INFRASTRUCTURE TO FACILITATE TRADE AND ENHANCE CONSUMER PROTECTION	01.2012	9,279,520	2,367,109	2,088,661
101100				
OPERATIONS AND INDUSTRIAL MAINTENANCE TRAINING ACADEMY PROJECT	06.2011	2,426,804	418,920	1,528,445
102007				
ENTERPRISE DEVELOPMENT AND INVESTMENT PROMOTION IN THE SME SECTOR IN IRAQ	08.2007	2,532,980	-71,633	2,508,436
102008				
PRIVATE SECTOR DEVELOPMENT PROGRAMME FOR IRAQ	01.2009	7,291,153	-104,887	7,242,004
102010				
ENTERPRISE DEVELOPMENT THROUGH INFORMATION AND COMMUNICATION TECHNOLOGY	10.2009	2,771,572	-132,910	2,813,882
102067				
INVESTMENT PROMOTION FOR IRAQ	03.2010	4,987,795	642,518	3,205,706
102068				
ENHANCING INVESTMENTS TO IRAQ THROUGH INDUSTRIAL ZONE DEVELOPMENT	01.2011	3,696,873	203,256	3,426,623
105125				

Identification number and title	PAD issuance date	Total budget	Current year expenditure	Previous year expenditure
PREPARATION OF A HCFC PHASE-OUT MANAGEMENT PLAN (ADDITIONAL FUNDING)	12.2009	65,000	-4,610	66,900
105127				
REPLACEMENT OF REFRIGERANT CFC-12 WITH ISOBUTANE AND FOAM BLOWING AGENT CFC-11 WITH CYCLOPENTANE IN THE MANUFACTURE OF DOMESTIC REFRIGERATORS AND CHEST FREEZERS AT LIGHT INDUSTRIES COMPANY	05.2009	2,251,512	298,636	1,875,793
105128				
NATIONAL PHASE-OUT PLAN (FIRST AND SECOND TRANCHES)	07.2009	4,768,547	67,411	4,614,976
105130				
TECHNICAL ASSISTANCE FOR ALTERNATIVES TO METHYL BROMIDE	12.2010	211,970	6,279	183,717
JORDAN				
105135, 105420				
PHASE-OUT OF HCFC-22 AND HCFC-141B FROM THE MANUFACTURE OF UNITARY AIR-CONDITIONING EQUIPMENT AT PETRA ENGINEERING INDUSTRIES CO.	05.2010	2,363,533	691,937	1,512,958
120373				
ENABLING ACTIVITIES TO REVIEW AND UPDATE THE NATIONAL IMPLEMENTATION PLAN FOR THE STOCKHOLM CONVENTION ON PERSISTENT ORGANIC POLLUTANTS (POPS)	06.2013	154,562	-121,466	259,654
140011				
PROMOTING SOCIAL COHESION AND HARMONY BETWEEN SYRIAN REFUGES AND HOST COMMUNITIES AROUND ZAAATARI REFUGEE CAMP THROUGH IMPROVEMENT LIVELIHOOD OPPORTUNITIES	04.2014	442,478	149,923	0
KENYA				
090044				
DISTRICT LEVEL MAPPING OF KENYA FOR IMPLEMENTING RENEWABLE ENERGY SERVICE CENTRES FOR BUSINESS PROMOTION (RESC-BPS) FOR PREPARING PRE-FEASIBILITY STUDY FOR 100 POTENTIAL SITES WITHIN THREE SELECTED REGIONS OF KENYA	09.2009	36,751	-1,442	38,192
104099				
DEMONSTRATION AND TRANSFER OF ENVIRONMENTALLY SOUND TECHNOLOGY FOR WATER TREATMENT	01.2011	113,005	2,618	111,297
105414				
TECHNICAL ASSISTANCE FOR THE FINAL ELIMINATION OF METHYL BROMIDE IN POST HARVEST SECTOR	11.2011	287,700	33,114	247,266
120038				
STRENGTHENING THE TECHNICAL SERVICE CAPABILITIES OF THE KENYA INDUSTRIAL RESEARCH AND DEVELOPMENT INSTITUTE (KIRDI) IN COLLABORATION WITH THE KENYA SUBCONTRACTING AND PARTNERSHIP EXCHANGE PROGRAMME (SPX)	02.2014	200,000	18,817	0
120276				

Identification number and title	PAD issuance date	Total budget	Current year expenditure	Previous year expenditure
KENYA NATIONAL SYSTEM OF INNOVATION (KNSI) SURVEY	01.2014	261,882	74,076	144,794
120331 UNIDO PART OF JOINT PROGRAMME ON GENDER EQUALITY AND WOMEN EMPOWERMENT IN KENYA	06.2012	97,380	49,389	40,485
120417 DEMONSTRATION AND PROMOTION OF COCONUT HUSK PROCESSING FOR INCOME GENERATION IN RURAL COMMUNITIES COAST PROVINCE, KENYA	01.2014	151,000	64,737	0
120530, 130016 STANDARDS AND MARKET ACCESS PROGRAMME	03.2013	512,720	72,074	37,706
120629 MS. RANDAZZA JPO AGRO-INDUSTRY RELATED TCB	01.2013	284,398	99,840	115,719
130032 ENHANCING OPPORTUNITIES FOR CLEAN LIGHTING INDUSTRY IN KENYA	05.2013	36,716	5,817	27,074
130123 TRAINING & CAPACITY BUILDING OF PARTNERS 2013 - KENYA	04.2013	73,473	10,953	61,509
130297 PA CENTRE OF EXCELLENCE FOR MAINTENANCE AND REPAIR OF AGRO-PROCESSING EQUIPMENT	09.2014	36,365	5,615	0
140007 SUSTAINABLE CONVERSION OF WASTE TO CLEAN ENERGY FOR GHG EMISSIONS REDUCTION	01.2014	100,000	63,177	0
140040 IMPROVING TECHNICAL AND ENTREPRENEURIAL PERFORMANCE OF THE FOOTWEAR MSMES IN KENYA	03.2014	24,954	11,654	0
KUWAIT				
102172 STRENGTHENING EXPORT CAPACITIES OF MANUFACTURING SMES IN KUWAIT	06.2012	767,894	144,923	482,030
120511 HCFC PHASE-OUT MANAGEMENT PLAN (STAGE I, FIRST TRANCHE) (POLYURETHANE FOAM SECTOR PHASE-OUT: KUWAIT POLYURETHANE INDUSTRY CO.; KIRBY BUILDING SYSTEMS, TECHNICAL ASSISTANCE TO SPRAYFOAM USERS AND OTHER SMALL USERS)	05.2012	3,537,450	197,433	96,138
KYRGYZSTAN				
120410 FEASIBILITY STUDY FOR THE ESTABLISHMENT OF A FRUIT AND VEGETABLE SUPPLY-CHAIN	04.2013	241,558	105,420	63,282
120464 IMPROVEMENT OF AGRICULTURAL PRODUCTION THROUGH STRENGTHENING OF AGRICULTURAL EXTENSION SERVICES, INCREASED TECHNICAL INPUTS AND PROMOTION OF DECENT AND SAFE JOBS IN RURAL AREAS	05.2013	78,210	8,156	67,514
140116 PROMOTING COMMUNITY LEVEL JOB CREATION AND INCOME GENERATING ACTIVITIES THROUGH THE	09.2014	796,460	130,688	0

Identification number and title	PAD issuance date	Total budget	Current year expenditure	Previous year expenditure
DEVELOPMENT OF COST-EFFECTIVE BUILDING MATERIALS PRODUCTION IN KYRGYZSTAN				
140216				
STRENGTHENING STANDARDIZATION, QUALITY ASSURANCE, ACCREDITATION AND METROLOGY (SQAM) INFRASTRUCTURE IN KYRGYZSTAN	08.2014	27,586	1,847	0
LAO PEOPLE'S DEMOCRATIC REPUBLIC				
100116				
PCB MANAGEMENT AND DISPOSAL AT THE ENERGY SECTOR	01.2013	58,000	17,120	39,804
104086				
ENHANCING SUSTAINABLE TOURISM, CLEAN PRODUCTION AND EXPORT CAPACITY IN LAO PEOPLE'S DEMOCRATIC REPUBLIC	07.2011	569,749	174,905	343,332
106045				
ENHANCING SUSTAINABLE TOURISM, CLEAN PRODUCTION AND EXPORT CAPACITY IN LAO PEOPLE'S DEMOCRATIC REPUBLIC	07.2011	526,251	108,075	399,077
120208				
ENABLING ACTIVITIES TO REVIEW AND UPDATE THE NATIONAL IMPLEMENTATION PLAN FOR THE STOCKHOLM CONVENTION ON PERSISTENT ORGANIC POLLUTANTS (POPS) - IN LAO PDR	04.2013	180,000	4,469	135,891
140058				
REDUCING OF GREENHOUSE GAS (GHG) EMISSIONS IN THE INDUSTRIAL SECTOR THROUGH PELLETIZATION TECHNOLOGY IN LAO PDR	06.2014	10,000	4,666	0
140067				
PREPARATORY ASSISTANT FOR ENHANCEMENT OF LAO'S INDUSTRIAL STATISTICS	03.2014	11,724	11,484	0
140157				
PCB MANAGEMENT AND DISPOSAL AT THE ENERGY SECTOR	05.2014	1,400,000	27,887	0
LEBANON				
100300				
SEED MONEY FOR THE COUNTRY PROGRAMME FRAMEWORK FOR LEBANON	09.2012	41,419	0	8,866
101081, 120301				
COMMUNITY EMPOWERMENT AND LIVELIHOODS ENHANCEMENT PROJECT	12.2010	2,976,943	296,392	2,687,124
120178				
INCREASING COMPETITIVENESS OF LEBANON'S OLIVE VALUE CHAIN OR A COMPETITIVE OLIVE OIL INDUSTRIAL SECTOR IN LEBANON	04.2013	36,872	12,356	22,081
120557				
STRENGTHENING THE PERFORMANCE OF THE LEBANESE FOOD SECTOR	04.2013	39,155	15,134	19,029
140005				
SUPPORT FOR HOST COMMUNITIES IN LEBANON AFFECTED BY THE HIGH INFLUX OF SYRIAN REFUGEES	04.2014	530,974	54,341	0
140357				

Identification number and title	PAD issuance date	Total budget	Current year expenditure	Previous year expenditure
PILOT DEMONSTRATION PROJECT ON ODS WASTE MANAGEMENT AND DISPOSAL	12.2014	123,475	0	0
LESOTHO				
120080 ENABLING ACTIVITIES TO REVIEW AND UPDATE THE NATIONAL IMPLEMENTATION PLAN FOR THE STOCKHOLM CONVENTION ON PERSISTENT ORGANIC POLLUTANTS (POPS)	05.2013	150,000	22,678	80,000
130064 LESOTHO COUNTRY PROGRAMMING MISSION FOR COUNTRY PROGRAMME DEVELOPMENT	04.2013	26,116	-1,250	23,699
140038 LESOTHO: COMPLIANCE POLICY (CP) SEED MONEY IMPLEMENTATION	02.2014	206,897	62,156	0
LIBERIA				
100330 INSTALLATION OF MULTI-PURPOSE MINI-HYDRO INFRASTRUCTURE (FOR ENERGY AND IRRIGATION)	03.2014	1,814,201	971,738	666,339
101103 REHABILITATION OF TRAINING CENTRES IN VULNERABLE COMMUNITIES IN LIBERIA	03.2011	1,369,912	-43,121	1,390,326
103122 REHABILITATION OF TRAINING CENTRES IN VULNERABLE COMMUNITIES IN LIBERIA (ENERGY COMPONENT)	03.2011	400,000	-10,047	401,838
110031 PROMOTING PEACE-BUILDING OPPORTUNITIES THROUGH MULTI-SKILLS TRAINING	04.2012	619,469	-747	619,946
120079 ENABLING ACTIVITIES TO REVIEW AND UPDATE THE NATIONAL IMPLEMENTATION PLAN FOR THE STOCKHOLM CONVENTION ON PERSISTENT ORGANIC POLLUTANTS	05.2013	160,000	6,638	143,778
120434 PROMOTING YOUTH EMPLOYMENT IN THE MINING, CONSTRUCTION AND AGRICULTURE SECTOR	05.2013	1,260,673	516,812	709,740
120459 REINTEGRATION FOR LIBERIAN RETURNEES THROUGH SKILLS TRAINING AND JOB CREATION	04.2013	1,327,434	790,099	533,371
130100 STRENGTHENING SANITARY AND PHYTOSANITARY (SPS) MEASURES IN LIBERIA - PREPARATORY ASSISTANCE	01.2014	45,653	2,676	5,374
LIBYA				
105143 NATIONAL CFC PHASE-OUT PLAN (2ND TRANCHE)	04.2005	997,268	-1,226	997,612
105145 PHASE-OUT OF METHYL BROMIDE IN HORTICULTURE: TOMATOES, CUCUMBERS, PEPPERS AND OTHERS	03.2010	1,243,000	36,087	1,171,422

Identification number and title	PAD issuance date	Total budget	Current year expenditure	Previous year expenditure
105147 PREPARATION OF HCFC PHASE-OUT MANAGEMENT PLAN	05.2011	150,000	23,573	94,548
105150 PREPARATION FOR HCFC PHASE-OUT INVESTMENT ACTIVITIES (POLYURETHANE FOAM COMPONENT)	05.2011	60,000	16,567	14,868
105353 RENEWAL OF INSTITUTIONAL STRENGTHENING PROJECT (PHASE II)	01.2014	272,130	74,582	113,038
MADAGASCAR				
105354 HCFC PHASE-OUT MANAGEMENT PLAN (STAGE I, FIRST TRANCHE)	01.2011	140,000	21,163	105,462
120300 INCREASED ENERGY ACCESS FOR PRODUCTIVE USE THROUGH SMALL HYDROPOWER DEVELOPMENT IN RURAL AREAS IN MADAGASCAR (PPG)	10.2013	85,000	69,419	254
120588 APPUI À LA TRANSFORMATION SEMI-INDUSTRIELLE DE LA CANNE À SUCRE À MADAGASCAR - SUPPORT TO THE SEMI-INDUSTRIAL PORCESSING OF SUGAR CANE	09.2013	342,116	146,398	11,335
140044 DÉVELOPPEMENT D'UNE FILIÈRE ARTISANALE DANS LE SUD DE MADAGASCAR	04.2014	239,431	204,140	0
MALAWI				
101023 EMPOWERING POOR RURAL COMMUNITIES WITH LABOUR-SAVING TECHNOLOGIES FOR INCREASED LABOUR PRODUCTIVITY, FOOD PRODUCTION AND INCOME GENERATION, SATECH	01.2010	769,135	-1,278	771,925
105357 HCFC PHASE-OUT MANAGEMENT PLAN (STAGE I, FIRST TRANCHE)	01.2011	58,723	-785	59,535
106075 MALAWI: MARKET ACCESS AND TRADE-CAPACITY BUILDING SUPPORT FOR AGRO-INDUSTRIAL PRODUCTS	08.2013	2,946,103	754,471	152,623
130161 SUPPORT ON VALUE ADDITION AND QUALITY IMPROVEMENT IN MALAWI FISHERIES VALUE CHAIN	07.2013	25,186	9,307	17,372
MALAYSIA				
103042 INDUSTRIAL ENERGY EFFICIENCY FOR MALAYSIAN MANUFACTURING SECTOR (IEEMMS)	06.2011	4,427,740	1,151,972	1,851,857
120096 GEF UNIDO CLEANTECH PROGRAMME FOR SMES IN MALAYSIA	04.2013	990,000	268,510	158,358
120264 GHG EMISSIONS REDUCTIONS IN TARGETED	07.2014	4,000,000	39,719	0

Identification number and title	PAD issuance date	Total budget	Current year expenditure	Previous year expenditure
INDUSTRIAL SUB-SECTORS THROUGH EE AND APPLICATION OF SOLAR THERMAL SYSTEMS				
120305 GHG EMISSIONS REDUCTIONS IN TARGETED INDUSTRIAL SUB-SECTORS THROUGH EE AND APPLICATION OF SOLAR THERMAL SYSTEMS IN MALAYSIA	07.2012	75,000	3,695	70,806
120308 ENERGY EFFICIENCY AND LOW-CARBON TRANSPORT IN MALAYSIA	06.2014	50,000	30,024	0
MALDIVES				
120416 ENABLING ACTIVITIES TO FACILITATE EARLY ACTION ON THE IMPLEMENTATION OF THE STOCKHOLM CONVENTION ON PERSISTENT ORGANIC POLLUTANTS	03.2013	430,000	2,834	248,514
MALI				
101022 PROJET D'APPUI A LA VALORISATION DES PRODUITS AGROPASTORAUX DANS LES REGIONS SUD (SEGOU ET SIKASSO) ET NORD (KIDAL) DU MALI	04.2008	196,602	-3,907	195,960
104142 REDUCING RISKS FROM ARTISANAL AND SMALL SCALE GOLD MINING IN MALI	09.2011	220,000	13,158	135,247
130234 ENABLING ACTIVITIES TO REVIEW AND UPDATE THE NATIONAL IMPLEMENTATION PLAN FOR THE STOCKHOLM CONVENTION ON PERSISTENT ORGANIC POLLUTANTS (POPS) IN THE REPUBLIC OF MALI	03.2014	225,000	191,014	0
140105 UPGRADING THE LIVELIHOOD CONDITIONS OF THE VULNERABLE POPULATION IN MALI THROUGH HANDICRAFT SECTOR DEVELOPMENT	05.2014	27,586	22,224	0
MAURITIUS				
130223 DEVELOPMENT OF LEMON VALUE CHAIN IN RODRIGUES	11.2013	10,960	9,768	1,107
MEXICO				
100034 DEMONSTRATION PROJECT FOR DISPOSAL OF UNWANTED ODS IN MEXICO	12.2011	453,103	239,681	0
104022 STRENGTHEN THE EFFECTIVE AND DEMOCRATIC WATER AND SANITATION IN MEXICO, IN SUPPORT OF THE ACCOMPLISHMENT OF THE MILLENNIUM OBJECTIVES	12.2008	680,947	-2,175	663,021
104047 INTEGRATED ASSESSMENT AND MANAGEMENT OF THE GULF OF MEXICO LARGE MARINE ECOSYSTEM	01.2009	4,641,209	339,875	4,270,839

Identification number and title	PAD issuance date	Total budget	Current year expenditure	Previous year expenditure
105162, 105166 HPMP UMBRELLA PROJ. 3 MANUFACTURERS	09.2011	3,917,524	555,849	1,483,479
105170, 120251, 140009 NATIONAL METHYL BROMIDE PHASE-OUT PLAN	05.2011	6,221,803	985,340	5,168,786
105175 EXTENSION OF INSTITUTIONAL STRENGTHENING PROJECT (PHASE X)	12.2010	248,649	9,271	237,590
105176 PHASE-OUT OF HCFC-22 AND HCFC-141B IN AEROSOL MANUFACTURING AT SILIMEX	05.2011	520,916	172,377	348,517
105178 DEMONSTRATION PROJECT FOR DISPOSAL OF UNWANTED ODS IN MEXICO	05.2011	927,915	-345,097	921,954
105356 NATIONAL CFC PHASE-OUT PLAN: 2ND TRANCHE	04.2005	4,278,000	1,512	4,276,426
120185 ENABLING ACTIVITIES TO REVIEW AND UPDATE THE NATIONAL IMPLEMENTATION PLAN UNDER THE STOCKHOLM CONVENTION ON PERSISTENT ORGANIC POLLUTANTS (POPS) - IN MEXICO	04.2013	225,000	173,447	0
120631 EXTENSION OF INSTITUTIONAL STRENGTHENING IN MEXICO TO IMPLEMENT MONTREAL PROTOCOL - PHASE IX	12.2012	494,000	84,682	36,155
130025 COUNTRY EVALUATION MEXICO	02.2013	66,638	1,438	57,008
140156 HCFC PHASE OUT MANAGEMENT PLAN STAGE II	05.2014	2,902,603	39,834	0
MONGOLIA				
100311 ENABLING ACTIVITIES TO REVIEW AND UPDATE THE NATIONAL IMPLEMENTATION PLAN FOR THE STOCKHOLM CONVENTION ON PERSISTENT ORGANIC POLLUTANTS	11.2012	164,696	43,336	120,693
101198 PREPARATION OF AN OPPORTUNITY STUDY FOR THE ESTABLISHMENT OF A MEAT CANNING PLANT AT ALTANBULAG FREE TRADE ZONE	11.2011	159,759	-7,637	168,432
104049 CAPACITY-BUILDING FOR ENVIRONMENTALLY SOUND PCBS MANAGEMENT AND DISPOSAL	06.2009	2,650,000	137,299	2,368,935
104050 CAPACITY-BUILDING FOR ENVIRONMENTALLY SOUND PCBS MANAGEMENT AND DISPOSAL	06.2011	21,424	5,109	8,621
120097 REDUCING THE IMPACTS OF MERCURY ON HUMAN HEALTH AND THE ENVIRONMENT BY PROMOTING SOUND CHEMICAL MANAGEMENT IN MONGOLIA	07.2013	600,000	128,909	16,693
140197 SUPPORT TO EMPLOYMENT CREATION IN MONGOLIA (SECIM)	11.2014	25,517	21,693	0

Identification number and title	PAD issuance date	Total budget	Current year expenditure	Previous year expenditure
MONTENEGRO				
104102 ESTABLISHMENT AND OPERATION OF A NATIONAL CLEANER PRODUCTION PROGRAMME IN MONTENEGRO	10.2009	234,218	26,509	175,999
105180 TERMINAL PHASE-OUT PLAN FOR CFCS (FIRST AND SECOND TRANCHE)	08.2009	269,877	4,239	265,617
105358 HCFC PHASE-OUT MANAGEMENT PLAN (STAGE I, FIRST TRANCHE)	12.2013	255,000	72,192	136,012
105359 INSTITUTIONAL STRENGTHENING PROJECT (PHASE II)	09.2010	60,000	1,612	57,728
130094 TRANSFER OF ENVIRONMENTALLY SOUND TECHNOLOGIES (TEST) FOR THE TREATMENT OF BIOLOGICAL SLUDGE FROM MOJKOVAC'S MUNICIPAL WASTE WATER TREATMENT PLANT	01.2014	218,758	176,448	0
130208 TRANSFER OF ENVIRONMENTALLY SOUND TECHNOLOGIES (TEST) FOR THE TREATMENT OF BIOLOGICAL SLUDGE FROM MOJKOVAC'S MUNICIPAL WASTE WATER TREATMENT PLANT STC SUBMISSION	08.2013	8,168	5,421	2,425
130236, 130256 PA FOR TEST PORT MILENA	11.2013	138,609	106,498	2,038
130269 ENHANCING THE COMPETITIVENESS OF LOCAL MSMES IN MONTENEGRO THROUGH CLUSTER DEVELOPMENT	02.2014	451,359	384,846	0
MOROCCO				
101055 LE PATRIMOINE CULTUREL ET LES INDUSTRIES CREATIVES COMME VECTEURS DE DEVELOPPEMENT AU MAROC	09.2008	558,197	-3,686	532,348
101058 PARTICIPATORY CONTROL OF DESERTIFICATION AND POVERTY REDUCTION IN THE ARID AND SEMI-ARID HIGH PLATEAU ECOSYSTEMS OF EASTERN MOROCCO	06.2009	5,998,422	1,323,963	4,000,587
101125 DÉVELOPPEMENT DE L'ENTREPRENARIAT FÉMININ PHASE II	07.2008	1,137,087	-1,104	1,102,250
104051 ENVIRONMENTALLY SOUND MANAGEMENT AND DISPOSAL OF PCB-CONTAMINATED TRANSFORMERS IN MOROCCO	09.2009	2,440,422	1,517,905	653,521
105189 PHASE-OUT OF MBR IN GREEN BEANS AND CURCUBITS	03.2009	747,594	22,412	722,428
105192 CONVERSION FROM HCFC-141B IN THE MANUFACTURE OF POLYURETHANERIGID INSULATION FOAM FOR DOMESTIC REFRIGERATORS AT MANAR	12.2010	951,740	-1,949	950,155
105421 HCFC PHASE-OUT MANAGEMENT PLAN (STAGE I, FIRST TRANCHE)	11.2011	300,000	6,498	27,882

Identification number and title	PAD issuance date	Total budget	Current year expenditure	Previous year expenditure
120625 PROJET D'ACCÈS AUX MARCHÉS DES PRODUITS AGROALIMENTAIRES ET DE TERROIR - (PAMPAT) - MAROC	09.2013	1,371,869	490,241	111,726
130066 ASSISTANCE TECHNIQUE À LA VALORISATION DES PRODUITS DU TERROIR DANS LA RÉGION DE L'ORIENTAL PHASE II	07.2014	88,254	7,073	0
140090 INCLUSIVE DEVELOPEMENT OF THE FISHERIES SECTOR IN MOROCCO	05.2014	27,586	14,652	0
MOZAMBIQUE				
100082 PRIVATE SECTOR AND QUALITY PROMOTION PROGRAMME FOR MOZAMBIQUE - COMPETIR COM QUALIDADE	02.2013	4,577,324	1,310,831	1,652,118
100126 ENABLING ACTIVITIES TO REVIEW AND UPDATE THE NATIONAL IMPLEMENTATION PLAN FOR THE STOCKHOLM CONVENTION ON PERSISTENT ORGANIC POLLUTANTS- IN MOZAMBIQUE	08.2013	180,000	117,436	29,750
101105 ENTREPRENEURSHIP DEVELOPMENT FOR THE YOUTH	06.2007	2,489,051	-2,911	2,481,393
101135, 102012 PROMOTION OF YOUTH EMPLOYMENT IN MOZAMBIQUE	09.2013	2,033,268	360,515	1,675,171
103009 JOINT PROGRAMME ON ENVIRONMENTAL MAINSTREAMING AND ADAPTATION TO CLIMATE CHANGE IN MOZAMBIQUE	09.2013	1,022,551	55,353	960,462
104104 MAINSTREAMING RESOURCE EFFICIENCY AND CLEANER PRODUCTION (RECP) IN MOZAMBIQUE'S ACCOMMODATION SECTOR AND ITS SUPPLY CHAIN	05.2010	588,850	125,372	361,434
105193 TECHNICAL ASSISTANCE FOR THE ELIMINATION OF CONTROLLED USES OF METHYL BROMIDE IN SOIL FUMIGATION	05.2010	40,000	8,715	53
120590 HCFC PHASE-OUT MANAGEMENT PLAN (STAGE I, FIRST TRANCHE)	11.2012	75,000	6,187	1,710
140114 COUNTRY PROGRAMME MOZAMBIQUE - SEED MONEY	04.2014	194,286	82,022	0
MYANMAR				
105194 PREPARATION OF HCFC PHASE-OUT MANAGEMENT PLAN	04.2009	41,611	-657	42,268
120027 MYANMAR: STRENGTHENING THE NATIONAL QUALITY INFRASTRUCTURE (NQI) FOR TRADE	10.2013	1,230,317	308,709	140,207
120279 PROMOTION OF SUSTAINABLE PRODUCTION AND TRADE THROUGH GREENING THE TEXTILE PRODUCTS SUPPLY	06.2012	39,209	7,673	37,689

Identification number and title	PAD issuance date	Total budget	Current year expenditure	Previous year expenditure
CHAIN IN MYANMAR AND THAILAND				
120402 ENABLING ACTIVITIES TO FACILITATE EARLY ACTION ON IMPLEMENTATION OF THE STOCKHOLM CONVENTION ON PERSISTENT ORGANIC POLLUTANTS (POPS) IN MYANMAR	04.2013	500,000	254,617	16,276
120523 FOSTERING PRO-POOR AND INCLUSIVE MSME DEVELOPMENT IN MYANMAR (PREPARATORY AND PILOT PHASE)	05.2013	387,666	298,538	74,363
130042 IMPROVEMENT OF INDUSTRIAL ENERGY EFFICIENCY IN MYANMAR	12.2014	2,730,000	0	0
130043 IMPROVEMENT OF INDUSTRIAL ENERGY EFFICIENCY IN MYANMAR	06.2013	100,000	61,037	8,903
130321 ESTABLISHING BAMBOO SKILLS DEVELOPMENT FACILITY AND TECHNOLOGY DEMONSTRATION CENTRE FOR DEVELOPMENT OF SMALL-SCALE BAMBOO ENTERPRISES FOR POVERTY ALLEVIATION IN MYANMAR	02.2014	27,447	24,731	0
140035 PROMOTION OF WASTE TO ENERGY TECHNOLOGIES IN THE RICE MILLING SECTOR IN MYANMAR FOR ACCESS TO ENERGY FOR PRODUCTIVE ACTIVITIES	07.2014	27,373	5,923	0
140175 UNIDO-MYANMAR COUNTRY PROGRAMME OF TECHNICAL COOPERATION 2015-2020	10.2014	30,345	18,125	0
NAMIBIA				
100204 TRADE CAPACITY-BUILDING FOR EXPORTS IN NAMIBIA	12.2012	1,012,576	456,968	240,903
140145 YOUTH ENTREPRENEURSHIP DEVELOPMENT IN NAMIBIA: ENTREPRENEURSHIP CURRICULA IN UPPER-SECONDARY SCHOOLS	05.2015	79,781	40,044	0
NEPAL				
100314 ENABLING ACTIVITIES TO REVIEW AND UPDATE THE NATIONAL IMPLEMENTATION PLAN FOR THE STOCKHOLM CONVENTION ON PERSISTENT ORGANIC POLLUTANTS	03.2013	180,000	2,693	129,102
104052 ENVIRONMENTALLY SOUND MANAGEMENT AND DISPOSAL OF PCBS	01.2011	908,286	36,168	784,267
130204 PA FOR YOUTH ENTREPRENEURSHIP DEVELOPMENT THROUGH ENTREPRENEURSHIP EDUCATION FOR SENIOR SECONDARY SCHOOLS IN NEPAL	10.2013	27,586	21,593	0
130221 PA - ENTERPRISE STATISTICS DEVELOPMENT IN NEPAL (PA)	08.2013	26,857	6,757	18,840

Identification number and title	PAD issuance date	Total budget	Current year expenditure	Previous year expenditure
NICARAGUA				
102028 DESARROLLO DE CAPACIDADES NACIONALES PARA MEJORAR LAS OPORTUNIDADES DE EMPLEO Y AUTOEMPLEO DE LAS PERSONAS JOVENES EN NICARAGUA	08.2009	379,033	-1,970	375,897
106061 FORTALECIMIENTO DEL SISTEMA NACIONAL DE LA CALIDAD	11.2010	823,009	157,078	654,754
120021 COCOA VALUE CHAIN AND ENTERPRISE NETWORK DEVELOPMENT IN NICARAGUA	08.2013	404,391	49,423	134,558
120233 HCFC PHASE OUT MANAGEMENT PLAN FOR ANNEX C GROUP I SUBSTANCES FOR NICARAGUA FIRST TRANCHE	08.2012	96,500	9,764	78,310
120328 ENABLING ACTIVITIES TO REVIEW AND UPDATE THE NATIONAL IMPLEMENTATION PLAN UNDER THE STOCKHOLM CONVENTION ON PERSISTENT ORGANIC POLLUTANTS (POPS) - IN NICARAGUA	11.2013	185,000	161,942	0
NIGER				
120508 HCFC PHASE-OUT MANAGEMENT PLAN (STAGE I, FIRST TRANCHE)	01.2014	205,000	60,096	26,794
130169 ENABLING ACTIVITIES TO REVIEW AND UPDATE THE NATIONAL IMPLEMENTATION PLAN FOR THE STOCKHOLM CONVENTION ON PERSISTENT ORGANIC POLLUTANTS	01.2014	190,000	153,260	0
140027 COUNTRY PROGRAMME NIGER	03.2014	185,961	95,290	0
NIGERIA				
090034 COUNTRY PROGRAMME NIGERIA 2009-2012; COMPONENT C1.4-INDUSTRIAL ENERGY EFFICIENCY	05.2009	165,489	0	161,877
100260 MINI-GRID BASED ON RENEWABLE ENERGY (BIOMASS) SOURCES TO AUGMENT RURAL ELECTRIFICATION	03.2012	2,663,861	160,712	549,771
101066 THE COUNTRY SERVICE FRAMEWORK OF NIGERIA (PHASE II): NIGERIAN TEXTILE CLUSTER DEVELOPMENT	05.2009	452,846	-771	375,496
101069 ASSISTANCE TO THE LEATHER CLUSTER KANO	05.2009	138,058	-2,571	141,843
101170 SUPPORTING INTEGRATED AND COMPREHENSIVE APPROACHES TO CLIMATE CHANGE ADAPTATION IN AFRICA - AGRICULTURAL ENGINEERING SUB-COMPONENT	12.2010	454,545	-9,776	420,060

Identification number and title	PAD issuance date	Total budget	Current year expenditure	Previous year expenditure
101210 YOUTH ENTREPRENEURSHIP DEVELOPMENT AND IT CAPACITY BUILDING IN NIGERIA	03.2012	102,686	-7,100	75,653
102051 SPX NIGERIA - ASSISTANCE IN ESTABLISHING AN INDUSTRIAL SUBCONTRACTING AND PARTNERSHIP EXCHANGE IN NIGERIA	08.2008	145,411	7,854	133,173
102052 INDUSTRIAL INFORMATION SYSTEM AND COMPUTER REFURBISHMENT	05.2009	280,000	9,739	238,949
103138 TA IN PROMOTING LOCALLY AVAILABLE RE RESOURCES FOR PRODUCTIVE USE	06.2008	223,163	9,806	174,798
105200 TERMINAL ODS PHASE-OUT UMBRELLA PROJECT IN THE SOLVENT SECTOR (FOURTH TRANCHE)	09.2007	303,200	-4,500	302,223
105363, 120492, 140185 HCFC PHASE-OUT MANAGEMENT PLAN (STAGE I, FIRST TRANCHE)	01.2011	1,895,172	653,733	1,037,271
106097 DEVELOPMENT OF THE NATIONAL QUALITY IMPROVEMENT PROGRAMME (NQI) FOR NIGERIA	05.2012	143,257	-3,086	112,671
107024 COUNTRY PROGRAMME FOR NIGERIA, 2009-2012	05.2009	878,814	15,519	856,347
120043 YOUTH EMPLOYMENT AND ENTREPRENEURSHIP FORUM - JOB FAIR	05.2009	165,202	144	160,163
120334 SCALING UP SMALL HYDRO POWER (SHP) IN NIGERIA	07.2013	50,000	23,488	23,331
120374 ENABLING ACTIVITIES TO REVIEW AND UPDATE THE NATIONAL IMPLEMENTATION PLAN FOR THE STOCKHOLM CONVENTION ON PERSISTENT ORGANIC POLLUTANTS	03.2013	225,000	33,727	176,139
120537 PILOT DEMONSTRATION PROJECT ON ODS WASTE MANAGEMENT AND DISPOSAL	11.2012	911,724	142,423	51,832
120552 REVISED COUNTRY PROGRAMME OF COOPERATION BETWEEN UNIDO AND THE FEDERAL REPUBLIC OF NIGERIA	09.2013	3,287,801	356,125	14,980
120624 SUPPORTING NIGERIA'S STAPLE CROP PROCESSING ZONES (SCPZS)	04.2014	1,269,300	87,328	743,027
130002 FOOTWEAR AND LEATHER PRODUCTS FACILITY CENTRE: STIMULATING EMPLOYMENT CREATION AND RURAL ECONOMIC GROWTH IN DELTA STATE	05.2013	725,664	226,911	348,284
130220 NATIONAL QUALITY INFRASTRUCTURE (NQI) OF NIGERIA	08.2013	3,194,735	1,570,557	146,044
130317 MINAMATA CONVENTION INITIAL ASSESSMENT IN THE FEDERAL REPUBLIC OF NIGERIA	07.2014	1,000,000	100,000	0
140012 INDUSTRIAL SKILLS GAP ASSESSMENT IN NIGERIA	09.2014	761,062	199,360	0

Identification number and title	PAD issuance date	Total budget	Current year expenditure	Previous year expenditure
140070 CAPACITY STRENGTHENING FOR SUSTAINABLE INDUSTRIAL DEVELOPMENT IN NIGERIA	06.2014	1,615,763	85,065	0
OMAN				
105422 EXTENSION OF THE INSTITUTIONAL STRENGTHENING PROJECT IN OMANTO IMPLEMENT MONTREAL PROTOCOL AGREEMENT -PHASE IV AND PHASE V	02.2014	136,934	68,334	68,225
105423 HCFC PHASE-OUT MANAGEMENT PLAN (STAGE I, FIRST TRANCHE)	04.2012	314,120	84,669	214,945
120282 ENHANCEMENT OF THE INSTITUTIONAL CAPACITY OF THE GOVERNMENT OF OMAN FOR INDUSTRIAL DEVELOPMENT THROUGH IMPROVEMENT OF THE STATISTICAL INFRASTRUCTURE	05.2013	157,779	64,555	38,177
PAKISTAN				
100044 SUSTAINABLE ENERGY INITIATIVE FOR INDUSTRIES IN PAKISTAN	03.2012	70,000	22,331	47,803
100045 SUSTAINABLE ENERGY INITIATIVE FOR INDUSTRIES IN PAKISTAN	05.2014	3,550,000	38,200	0
100333 PROMOTING SUSTAINABLE ENERGY PRODUCTION AND USE FROM BIOMASS IN PAKISTAN	05.2012	1,863,725	640,666	182,446
101025 JOINT UN PROGRAMME: TOWARDS GENDER PARITY IN PAKISTAN - UNIDO'S ASSISTANCE TOWARDS ECONOMIC EMPOWERMENT THROUGH DEVELOPING WOMEN ENTREPRENEURSHIP AND FOSTERING AN ENABLING ENVIRONMENT	09.2010	1,037,882	-38,954	987,564
101026 ASSISTANCE TO THE LEATHER INDUSTRY - UPGRADING OF TRAINING INSTITUTIONS	04.2010	340,120	-1,716	295,140
101027 ONE UN PAKISTAN ARP-JPC2 DECENT EMPLOYMENT AND POVERTY ALLEVIATION	04.2010	373,831	-18,599	368,724
101030 ONE UN PROGRAMME FOR PAKISTAN - SUPPORT FOR THE WOOL INDUSTRY IN BALOCHISTAN PROVINCE, PAKISTAN	10.2010	231,308	-6,966	230,029
102090 JOINT UNIDO-SMEDA-ITALIA PROGRAMME TO ESTABLISH AN INVESTMENT PROMOTION (IPU) IN LAHORE WITH EMPHASIS ON ITALIAN INVESTMENT IN PAKISTAN	05.2007	897,004	295,489	515,517
104146 ONE UN JOINT PROGRAMME ON ENVIRONMENT FOR PAKISTAN - LIMED FLESHING TREATMENT	04.2013	825,354	15,259	777,234
105212				

Identification number and title	PAD issuance date	Total budget	Current year expenditure	Previous year expenditure
PREPARATION OF HCFC PHASE-OUT INVESTMENT ACTIVITIES (REFRIGERATION AND AIR-CONDITIONING MANUFACTURING SECTORS)	01.2010	114,926	-1,700	116,626
105213 PHASE-OUT OF HCFC-141B FROM THE MANUFACTURING OF INSULATION PU RIGID FOAM	05.2010	4,840,849	64,693	4,737,346
105215 HCFC PHASE-OUT MANAGEMENT PLAN (STAGE I, FIRST TRANCHE)	12.2010	168,000	53,753	84,194
106005 PAKISTAN - TRADE RELATED TECHNICAL ASSISTANCE (TRTA II) PROGRAMME	12.2009	12,736,796	1,860,598	10,078,343
130063 GEF UNIDO CLEANTECH PROGRAMME FOR SMES IN PAKISTAN	11.2013	1,369,863	203,392	0
130122 INDEPENDENT UNIDO COUNTRY EVALUATION PAKISTAN	04.2013	67,255	14,343	43,960
130298 MAINSTREAMING CLIMATE CHANGE ADAPTATION THROUGH WATER RESOURCE MANAGEMENT IN LEATHER INDUSTRIAL ZONE DEVELOPMENT	04.2014	90,000	50,857	0
140178 PREPARATION FOR HCFC PHASE-OUT INVESTMENT ACTIVITIES (STAGEII) (FOAM SECTOR)	08.2014	152,000	0	0
PANAMA				
102029 RED DE OPORTUNIDADES EMPRESARIALES PARA FAMILIAS POBRES	03.2010	1,346,933	-23,303	1,353,348
PARAGUAY				
130148 DEHYDRATING FRUITS, VEGETABLES & HERBS IN ISOLATED AREAS OF PARAGUAY	03.2014	21,115	20,566	0
PERU				
102030 INDUSTRIAS CREATIVAS INCLUSIVAS: UNA HERRAMIENTA INNOVADORAPARA EL ALIVIO DE LA POBREZA EN EL PERÚ	01.2010	627,000	-17,345	640,072
104012 STRENGTHENING OF THE INSTITUTIONAL, REGULATORY AND TECHNICALFRAMEWORK FOR CHEMICALS MANAGEMENT IN PERU. PROJECT “SAFE CHEMICALS”	08.2009	230,559	0	221,142
104054 ENVIRONMENTALLY SOUND MANAGEMENT AND DISPOSAL OF POLYCHLORINATED BIPHENYLS (PCBS)	01.2010	2,612,955	177,452	1,056,887
105216 TERMINAL PHASE-OUT MANAGEMENT PLAN FOR	08.2011	183,500	9,709	172,866

Identification number and title	PAD issuance date	Total budget	Current year expenditure	Previous year expenditure
ANNEX A GROUP I SUBSTANCES (FIRST TRANCHE)				
120329 ENABLING ACTIVITIES TO REVIEW AND UPDATE THE NATIONAL IMPLEMENTATION PLAN UNDER THE STOCKHOLM CONVENTION ON PERSISTENT ORGANIC POLLUTANTS (POPS) - IN PERU	09.2013	225,000	4,396	0
130132 CONFERENCE OF LATIN AMERICA AND THE CARIBBEAN MINISTERS OF INDUSTRY	08.2013	203,436	101,932	87,558
PHILIPPINES				
100297 ENABLING ACTIVITIES TO REVIEW AND UPDATE THE NATIONAL IMPLEMENTATION PLAN FOR THE STOCKHOLM CONVENTION ON PERSISTENT ORGANIC POLLUTANTS IN PHILIPPINES	07.2012	225,000	18,198	206,354
103049 INDUSTRIAL ENERGY EFFICIENCY	06.2011	3,241,678	601,704	1,154,491
104149 GLOBAL PROGRAMME TO DEMONSTRATE THE VIABILITY AND REMOVAL OF BARRIERS THAT IMPEDE ADOPTION AND SUCCESSFUL IMPLEMENTATION OF AVAILABLE, NON-COMBUSTION TECHNOLOGIES FOR DESTROYING PERSISTENT ORGANIC POLLUTANTS (POPS)	12.2007	4,108,500	59,744	4,019,432
105218 SECTOR PLAN TO PHASE OUT HCFC-141B IN THE FOAM SECTOR	02.2011	2,088,000	40,995	1,877,728
107015 DEMONSTRATION OF BAT AND BEP IN FOSSIL FUEL-FIRED UTILITIES AND INDUSTRIAL BOILERS IN RESPONSE TO THE STOCKHOLM CONVENTION ON PERSISTENT ORGANIC POLLUTANTS (POPS)	04.2011	20,000	0	17,353
120016 IMPROVE THE HEALTH AND ENVIRONMENT OF ARTISANAL GOLD MINING COMMUNITIES IN THE PHILIPPINES BY REDUCING MERCURY EMISSIONS	03.2013	550,000	9,595	504,757
140083 LIVELIHOOD SUPPORT FOR THE VULNERABLE GROUPS IN THE AFFECTED AREAS OF TYPHOON HAIYAN OF THE PHILIPPINES THROUGH RURAL AGRO-VALUE CHAIN DEVELOPMENT	05.2014	27,586	26,260	0
QATAR				
105223 TERMINAL PHASE-OUT MANAGEMENT PLAN (FIRST TRANCHE)	12.2007	311,604	-884	312,323
105225 PREPARATION OF A HCFC PHASE-OUT MANAGEMENT PLAN	08.2008	53,955	0	53,955
105424 HCFC PHASE OUT MANAGEMENT PLAN (STAGE 1, FIRST TRANCHE)	12.2011	1,045,907	957,245	25,759

Identification number and title	PAD issuance date	Total budget	Current year expenditure	Previous year expenditure
REPUBLIC OF MOLDOVA				
103043 REDUCING GREENHOUSE GAS EMISSIONS THROUGH IMPROVED ENERGY EFFICIENCY IN THE INDUSTRIAL SECTOR IN MOLDOVA	08.2010	985,074	60,742	695,671
104143 NATIONAL CLEANER PRODUCTION PROGRAMME - REPUBLIC OF MOLDOVA	09.2011	576,778	114,182	291,189
130272 STRENGTHENING THE INVESTMENT PROMOTION CAPABILITES OF MIEPO (IPA) AND SUPPORTING INVESTMENT PROMOTION OF INDUSTRIAL PARKS	11.2013	27,488	22,543	2,510
RUSSIAN FEDERATION				
100352 PHASE-OUT OF CFC CONSUMPTION IN THE MANUFACTURE OF AEROSOL METERED DOSE INHALERS (MDIS) IN THE RUSSIAN FEDERATION	07.2012	2,550,000	2,271,981	269,531
103056 MARKET TRANSFORMATION PROGRAMME ON ENERGY EFFICIENCY IN GREEHOUSE GAS-INTENSIVE INDUSTRIES IN THE RUSSIAN FEDERATION	10.2010	8,219,369	1,794,237	3,681,186
104121 BAT/BEP FOR ENVIRONMENTALLY SAFE DISPOSAL OF POTENTIALLY HAZARDOUS CONSUMER PRODUCTS AND INDUSTRIAL WASTES	06.2010	1,574,787	225,560	1,313,811
104122 IDENTIFICATION, EVALUATION AND PRIORITIZATION OF POLLUTION "HOT-SPOTS" IN THE BASINS OF TRANSBORDER RESERVOIRS	06.2010	1,628,584	211,245	1,311,574
105324, 105386 PHASE OUT OF HCFCs AND PROMOTION OF HFC-FREE ENERGY EFFICIENT REFRIGERATION AND AIR- CONDITIONING SYSTEMS IN THE RUSSIAN FEDERATION THROUGH TECHNOLOGY TRANSFER	01.2011	18,322,00 5	7,139,525	6,140,857
120342 ENVIRONMENTALLY SOUND MANAGEMENT AND FINAL DISPOSAL OF PCBs AT THE RUSSIAN RAILROAD NETWORK AND OTHER PCB OWNERS	05.2011	220,000	56,887	163,617
120535 FACILITATING INTERNATIONAL MARKET ACCESS FOR MANUFACTURING SUPPLIERS IN THE AUTOMOTIVE COMPONENT INDUSTRY IN SAMARA REGION OF RUSSIA	10.2013	144,978	89,793	10,904
130070 COUNTRY EVALUATION RUSSIAN FEDERATION	03.2013	67,067	5,537	47,138
130201 PPG FOR SAP ITEM 120230 SAVE THE SOURCE	08.2013	90,000	33,968	53,658
130274 PPG FOR SAP ITEM 120348 TEST TATARSTAN	11.2013	262,500	155,002	923
140019 ENVIRONMENTALLY SOUND MANAGEMENT AND FINAL DISPOSAL OF PCBs AT THE RUSSIAN RAILROADS	02.2014	7,400,000	447,593	0

Identification number and title	PAD issuance date	Total budget	Current year expenditure	Previous year expenditure
NETWORK AND OTHER PCB OWNERS				
RWANDA				
101037 ONE UN PROGRAMME FOR RWANDA - CAPACITY BUILDING THROUGH TECHNICAL ASSISTANCE FOR MINEDUC TO DESIGN AND IMPLEMENT ENTREPRENEURSHIP IN SECONDARY SCHOOLS	06.2008	320,407	4,593	315,593
101038 ONE UN PROGRAMME FOR RWANDA - CAPACITY BUILDING IN FOOD PROCESSING FOR SMALL PRODUCERS AND MSMES MAINLY THROUGH TECHNICAL ASSISTANCE PROGRAMS, COMPONENT 3.3.1	06.2008	332,937	0	331,312
101039 CAPACITY BUILDING THROUGH TECHNICAL ASSISTANCE PROGRAMS FOR MAINLY ARTISANS IN LEATHER PRODUCTS DEVELOPMENT	06.2008	417,451	1,664	415,268
101040 ONE UN PROGRAMME FOR RWANDA - CAPACITY BUILDING FOR THE PSF AND MSMES ASSOCIATIONS MAINLY THROUGH TECHNICAL ASSISTANCE PROGRAMS	06.2008	288,464	4,489	283,314
102013 ONE UN PROGRAMME FOR RWANDA - CAPACITY BUILDING FOR MINICOM AND KEY STAKEHOLDERS ON INDUSTRIAL POLICY IMPLEMENTATION, COMP 1.6.1	06.2008	368,026	3,288	363,132
103003 ONE UN PROGRAMME FOR RWANDA - CAPACITY BUILDING THROUGH TECHNICAL ASSISTANCE FOR MINIFRA TO IMPLEMENT POLICIES ON RURAL ENERGY FOR PRODUCTIVE USE, COMPONENT 3.1.1	06.2008	85,389	0	84,821
104013 ONE UN PROGRAMME FOR RWANDA - CAPACITY BUILDING MAINLY THROUGH TECHNICAL ASSISTANCE FOR ENTERPRISES TO IMPLEMENT CLEANER PRODUCTION PROCESSES AND FOR REMA IN MONITORING THE IMPLEMENTATION OF CLEANER PRODUCTION	06.2008	975,962	81,083	875,265
105236 HCFC PHASE-OUT MANAGEMENT PLAN (STAGE I, FIRST TRANCHE)	09.2011	55,000	23,500	28,121
106010 ONE UN PROGRAMME FOR RWANDA - FOOD SAFETY/QUALITY COMPONENT	06.2008	140,261	223	111,790
120627 ENABLING ACTIVITIES TO REVIEW AND UPDATE THE NATIONAL IMPLEMENTATION PLAN (NIP) FOR THE STOCKHOLM CONVENTION FOR THE PERSISTENT ORGANIC POLLUTANTS	05.2013	180,000	24,265	148,339
130226 ONE UN PROGRAMME FOR RWANDA - CAPACITY BUILDING THROUGH TECHNICAL ASSISTANCE PROGRAMS FOR MAINLY ARTISANS IN LEATHER PRODUCTS DEVELOPMENT, COMPONENT 4.1.10	07.2008	27,875	89	23,365
140076 PROJECT TO A COUNTRY PROGRAMMING MISSION TO	12.2014	27,586	17,971	0

Identification number and title	PAD issuance date	Total budget	Current year expenditure	Previous year expenditure
RWANDA FOR THE DEVELOPMENT OF A COUNTRY PROGRAMME				
SAINT LUCIA				
105257 HCFC PHASE-OUT MANAGEMENT PLAN (STAGE I, FIRST TRANCHE)	12.2012	99,850	5,715	84,521
SAINT VINCENT AND THE GRENADINES				
105259 HCFC PHASE-OUT MANAGEMENT PLAN (FIRST TRANCHE)	08.2011	124,115	16,449	105,559
SAO TOME AND PRINCIPE				
120082 ENABLING ACTIVITIES TO REVIEW AND UPDATE THE NATIONAL IMPLEMENTATION PLAN UNDER THE STOCKHOLM CONVENTION ON PERSISTENT ORGANIC POLLUTANTS (POPS) - IN SAO TOME	02.2013	170,000	2,979	119,000
SAUDI ARABIA				
105244 PHASE-OUT OF HCFC-22 AND HCFC-142B FROM THE MANUFACTURE OF EXTRUDED POLYSTYRENE PANEL AT LINE 2 IN ARABIAN CHEMICAL COMPANY	01.2011	725,323	85,200	339,396
105246 PHASE-OUT OF HCFC-22 AND HCFC-142B FROM THE MANUFACTURE OF EXTRUDED POLYSTYRENE PANEL AT AL-WATANIA PLASTICS	05.2011	1,234,984	972,025	10,703
120630 HCFC PHASE-OUT MANAGEMENT PLAN (STAGE I, FIRST TRANCHE; POLYURETHANE FOAM SECTOR PLAN AND REFRIGERATION SERVICING)	12.2012	5,133,274	252,203	1,683,954
SENEGAL				
100079 PROGRAMME D'OPÉRATIONNALISATION DE LA STRATÉGIE DE CROISSANCE ACCÉLÉRÉE: PROJET POUR LE DÉVELOPPEMENT DES CLUSTERS LOCAUX	03.2014	159,232	20,628	64,049
100103 ENVIRONMENTALLY SOUND MANAGEMENT OF MUNICIPAL AND HAZARDOUS SOLID WASTE TO REDUCE EMISSION OF UNINTENTIONAL POPS - PREPARATORY ASSISTANCE	04.2013	130,000	31,445	91,199
100272 PROGRAMME DE MISE A NIVEAU DES ENTREPRISES DU SENEGAL - PHASE II: MISE A NIVEAU ENVIRONNEMENTALE ET ENERGETIQUE DES ENTREPRISES	12.2011	592,074	255,790	293,812

Identification number and title	PAD issuance date	Total budget	Current year expenditure	Previous year expenditure
102031 PROMOUVOIR LES INITIATIVES ET LES INDUSTRIES CULTURELLES AU SENEGAL, DANS LES REGIONS DU PAYS BASSARI ET DU SINE SALOUM	10.2008	989,980	-9,133	970,594
104023 VALUATION OF FOREST ECO SYSTEMS IN SENEGAL	08.2009	186,216	-647	184,226
105385 TERMINAL-PHASE OUT MANAGEMENT PLAN FOR CFCS (FIRST TRANCHE)	02.2008	355,000	0	351,957
105415 HCFC PHASE-OUT MANAGEMENT PLAN (STAGE I, FIRST TRANCHE)	12.2011	200,000	3,065	103,108
120103 DÉVELOPPEMENT DES SYSTÈMES PRODUCTIFS LOCAUX INSERTION DESSORTANTS DE LA FORMATION PROFESSIONNELLE ET TECHNIQUE DANS LES RÉGIONS NORD ET CENTRE DU SÉNÉGAL (IDEA)	08.2013	533,545	249,658	61,547
120489 PROMOTION DU DEVELOPEMENT ECONOMIQUE LOCAL DANS LA REGION DE LOUGA (IDEA)	09.2013	355,605	172,195	25,250
130154 ENABLING ACTIVITIES TO REVIEW AND UPDATE THE NATIONAL IMPLEMENTATION PLAN FOR THE STOCKHOLM CONVENTION ON PERSISTENT ORGANIC POLLUTANTS	09.2013	170,000	9,215	124,000
140100 CADRE DE COOPÉRATION TECHNIQUE ENTRE L'ONU ET LE SÉNÉGAL	09.2014	96,552	17,276	0
140215 PLANNING AND DESIGN OF DAKAR INDUSTRIAL PARK IN DIAMNIADIO	10.2014	32,566	18,895	0
SERBIA				
100306 ENVIRONMENTALLY SOUND MANAGEMENT OF PCBS AND OBSOLETE PESTICIDES - PREPARATORY ASSISTANCE	03.2013	75,000	67,786	0
100312 ENABLING ACTIVITIES TO REVIEW AND UPDATE THE NATIONAL IMPLEMENTATION PLAN FOR THE STOCKHOLM CONVENTION ON PERSISTENT ORGANIC POLLUTANTS	08.2012	179,476	110,788	623
104144 PROMOTING THE ADAPTATION AND ADOPTION OF RECP (RESOURCE EFFICIENT AND CLEANER PRODUCTION) IN SERBIA THROUGH THE CLEANER PRODUCTION CENTRE (CPC) - PHASE II	09.2011	470,949	124,022	276,753
105302 NATIONAL CFC PHASE-OUT PLAN	12.2005	622,977	-7,965	630,943
105371 EXTENSION OF INSTITUTIONAL STRENGTHENING PROJECT (PHASE III)	01.2010	131,300	-412	120,474

Identification number and title	PAD issuance date	Total budget	Current year expenditure	Previous year expenditure
105373 HCFC PHASE-OUT MANAGEMENT PLAN (STAGE I, FIRST TRANCHE, SECOND TRANCHE AND VERIFICATION REPORT FOR STAGE I	01.2014	834,260	172,862	168,462
105427 EXTENSION OF THE INSTITUTIONAL STRENGTHENING - PHASE IV	01.2014	262,600	54,809	45,410
SEYCHELLES				
120078 ENABLING ACTIVITIES TO REVIEW AND UPDATE THE NATIONAL IMPLEMENTATION PLAN FOR THE STOCKHOLM CONVENTION ON PERSISTENT ORGANIC POLLUTANTS (POPS) - IN SEYCHELLES	04.2013	140,000	16,827	110,000
SIERRA LEONE				
090005 UNDP/UNIDO JOINT PRIVATE SECTOR DEVELOPMENT PROGRAMME	03.2009	490,000	-3,529	65,132
100328 PROMOTING MINI GRIDS BASED ON SMALL HYDRO POWER FOR PRODUCTIVE USES IN SIERRA LEONE	08.2012	1,799,719	413,662	436,039
101108 REHABILITATION OF TRAINING-CUM-PRODUCTION CENTRES IN VULNERABLE COMMUNITIES OF KOINDU, KPANDEBU AND PUJEHUN IN SIERRA LEONE	03.2011	1,170,242	-31,014	1,201,305
101139 SEED MONEY FOR IP SIERRE LEONE - POVERTY REDUCTION COMPONENT	10.2004	82,283	-3,012	81,876
101141 TECHNICAL CAPACITY BUILDING IN FISHING AND SEAFOOD PROCESSING TECHNOLOGY IN SIERRA LEONE	08.2013	1,869,529	206,721	1,579,671
102094 POVERTY ERADICATION THROUGH ENTERPRISE DEVELOPMENT - SIERRA LEONE	09.2007	189,380	17,141	161,766
103125 REHABILITATION OF TRAINING-CUM-PRODUCTION CENTRES IN VULNERABLE COMMUNITIES OF KOINDU, KPANDEBU AND PUJEHUN IN SIERRA LEONE (ENERGY COMPONENT)	03.2011	596,101	-17,851	613,990
103153 DEMONSTRATING BIOMASS GASIFIER TECHNOLOGY FOR PRODUCTIVE USES IN RURAL SIERRA LEONE - PREPARATORY ASSISTANCE	03.2012	235	-9,505	60,925
105416 HCFC PHASE-OUT MANAGEMENT PLAN (STAGE I, FIRST TRANCHE)	12.2011	50,000	0	47,620
106050 QUALITY AND COMPLIANCE INFRASTRUCTURE DEVELOPMENT	04.2011	233,290	23,339	201,632
106089 QUALITY POLICY AND COMPLIANCE INFRASTRUCTURE DEVELOPMENT	11.2011	237,704	47,023	179,004

Identification number and title	PAD issuance date	Total budget	Current year expenditure	Previous year expenditure
120198 COMMUNITY RESILIENCE THROUGH ENTREPRENEURSHIP AND SKILLS TRAINING (CREST)	03.2012	707,965	-23,441	711,151
120451 QUALITY AND COMPLIANCE INFRASTRUCTURE DEVELOPMENT IN SIERRA LEONE	08.2012	215,745	1,118	216,000
130047 SUPPORT TO GENDER AND WOMEN'S ISSUES IN SIERRA LEONE	03.2013	34,899	-13,587	34,016
130086 PA-SUPPORT TO AGENDA FOR PROSPERITY IN SIERRA LEONE - FORMULATION OF COUNTRY PROGRAMME	04.2013	42,381	8,270	30,990
140022 SIERRA LEONE COUNTRY PROGRAMME - SEED MONEY IMPLEMENTATION	02.2014	206,897	72,731	0
140131 COUNTRY EVALUATION SIERRA LEONE	06.2014	55,172	32,468	0
SOMALIA				
101109 INTEGRATION AND PROGRESS THROUGH SKILLS AND EMPLOYMENT FOR DISPLACED GROUPS IN SOMALILAND	02.2011	1,061,947	-32,414	1,042,931
105370, 120516 PREPARATION OF A HCFC PHASE-OUT MANAGEMENT PLAN	06.2010	254,834	64,451	120,989
120154 ECONOMIC REVITALIZATION PROJECT FOR SOMALILAND	04.2012	1,327,434	-14,345	1,299,979
140008 COMMUNITY STABILIZATION AND RECONCILIATION THROUGH LIVELIHOODS RECOVERY IN POST-CRISIS AREAS OF SOUTHERN SOMALIA (CSR)	03.2014	884,956	586,224	0
SOUTH AFRICA				
100086 SUPPORT TO SOUTH AFRICA ON THE LOCAL PRODUCTION OF AN HIV/AIDS VACCINE AND ACTIVE PHARMACEUTICAL INGREDIENTS (API)	02.2012	683,845	275,374	37,627
102039 AUTOMOTIVE COMPONENT SUPPLIER DEVELOPMENT PROGRAM	06.2009	2,509,200	110,613	2,444,449
102071 INFRASTRUCTURE SUPPLIER BENCHMARKING PROGRAMME FOR SOUTH AFRICA	02.2008	1,217,967	-15,484	1,196,676
102073 SUPPLIER BENCHMARKING AND MATCH-MAKING PROGRAMME IN SOUTH AFRICA	10.2010	1,543,842	-71,191	1,647,181
103060 GREENING THE COP 17 IN DURBAN	07.2011	1,000,000	-8,981	990,244
103097 INDUSTRIAL ENERGY EFFICIENCY IMPROVEMENT IN SOUTH AFRICA	04.2011	6,646,176	1,242,094	4,836,381

Identification number and title	PAD issuance date	Total budget	Current year expenditure	Previous year expenditure
105368, 105369, 120591 PREPARATION OF A HCFC PHASE-OUT MANAGEMENT PLAN	08.2008	4,897,786	2,272,817	786,884
120116 ENHANCING MARKET ACCESS OF EMERGING AGRI-BUSINESS IN SOUTH AFRIAC: BUILDING A FRAMEWORK FOR PRO-POOR SUPPLY CHAIN DEVELOPMENT WITHIN A CLUSTER CONTEXT - PREPARATORY ASSISTANCE	12.2012	41,316	3,429	36,504
120272 IEA/WORLD BANK ROUNDTABLE ON INDUSTRIAL POLICY IN AFRICA	06.2012	51,911	544	52,867
120407 ASSESSMENT OF INDUSTRIAL POLICY	04.2013	348,411	123,157	96,865
120618 ASSOCIATE EXPERT (JPO) JOANNE BRUECHER	01.2013	253,593	46,396	170,294
130040 PA - NATIONAL BIOMANUFACTURING INITIATIVE	05.2013	19,027	6,656	11,537
130129 GEF UNIDO CLEATECH PROGRAMME FOR SMES IN SOUTH AFRICA	11.2013	1,990,000	293,618	90,195
130273 INDUSTRIAL ENERGY EFFICIENCY IMPROVEMENT IN SOUTH AFRICA THROUGH MAINSTREAMING THE INTRODUCTION OF ENERGY MANAGEMENT SYSTEM	11.2013	50,000	48,713	0
130282 ENERGY EFFICIENT LOW-CARBON TRANSPORT IN SOUTH AFRICA	06.2014	65,000	5,673	0
130313 INDUSTRIAL ORGANIC WASTE-TO-ENERGY	05.2014	90,000	27,847	0
SOUTH SUDAN				
101115 SUSTAINABLE FOOD SECURITY THROUGH COMMUNITY-BASED LIVELIHOOD DEVELOPMENT AND WATER HARVESTING	08.2011	2,803,709	397,924	2,368,073
120294 PA - DEVELOPING THE NATIONAL QUALITY SYSTEM FOR SOUTH SUDAN	01.2014	177,959	5,767	36,966
120427 SKILLS AND EMPLOYMENT FOR PEACE	10.2013	839,000	249,193	1,259
120447 UPGRADING THE FISHERY SECTOR IN UPPER NILE STATE, SOUTH SUDAN	05.2014	1,742,996	433,528	0
130206 PA FUNDS FOR RTCS IN SOUTH SUDAN	09.2013	45,759	44,743	0
SRI LANKA				
100043 BAMBOO PROCESSING FOR SRI LANKA	06.2012	2,392,202	604,815	317,069
100208 ENHANCING THE COMPLIANCE AND PRODUCTIVE CAPACITIES AND COMPETITIVENESS OF THE	08.2012	527,199	157,917	249,542

Identification number and title	PAD issuance date	Total budget	Current year expenditure	Previous year expenditure
CINNAMON VALUE CHAIN IN SRI LANKA				
103126 ESTABLISHING SUSTAINABLE, ECONOMICAL AND SECURE LOCAL RESOURCE BASED RENEWABLE ENERGY BACKED COMMUNITY DEVELOPMENT CENTRES	02.2006	248,582	51,336	183,880
104091 PHASE II - UP-SCALLING OF THE ACTIVITIES/SERVICES PROVIDED BY THE NATIONAL CLEANER PRODUCTION CENTRE IN SRI LANKA	12.2009	1,452,360	52,543	1,395,926
106040 STRENGTHENING INTERNATIONAL CERTIFICATION CAPABILITY IN SRI LANKA WITH PARTICULAR REFERENCE TO SOCIAL ACCOUNTABILITY STANDARD (SA8000) AND FOOD SAFETY (HACCP/ISO 22000) STANDARD	09.2006	1,346,222	-11,827	1,365,800
107087 COUNTRY PROGRAMME SUPPORT FACILITY	01.2010	133,141	13,389	112,405
120393 ESTABLISHING SUSTAINABLE, ECONOMICAL AND SECURE LOCAL RESOURCE BASED RENEWABLE ENERGY BACKED COMMUNITY DEVELOPMENT CENTRES	05.2005	150,516	0	146,270
120545 ENABLING ACTIVITIES TO REVIEW AND UPDATE THE NATIONAL IMPLEMENTATION PLAN FOR THE STOCKHOLM CONVENTION ON PERSISTENT ORGANIC POLLUTANTS- IN SRI LANKA	06.2013	225,000	-43,692	171,000
130004 PPG_ENVIRONMENTALLY-SOUND MANAGEMENT AND DISPOSAL OF PCBS WASTES AND PCB CONTAMINATED EQUIPMENT IN SRI LANKA	06.2013	150,000	39,437	17,790
140150 COUNTRY EVALUATION SRI LANKA	06.2014	68,966	47,841	0
STATE OF PALESTINE				
106029 REVISED TECHNOLOGY TRANSFER FOR “RECYCLING OF BUILDING MATERIAL WASTE”, GAZA STRIP, AND SUPPORT TO THE MARBLE AND STONEINDUSTRY IN THE WEST BANK	07.2005	3,020,098	-37,521	3,105,935
140212 PAL STRENGTHENING CAPACITY OF PALESTINIAN STONE AND MARBLE CENTRE	11.2014	553,856	12,036	0
SUDAN				
100128 ENABLING ACTIVITIES TO REVIEW AND UPDATE THE NATIONAL IMPLEMENTATION PLAN FOR THE STOCKHOLM CONVENTION ON PERSISTENT ORGANIC POLLUTANTS (POPS) - IN SUDAN	08.2012	198,000	24,721	159,003
101056 CREATING OPPORTUNITIES FOR YOUTH EMPLOYMENT	07.2008	1,312,765	-151,000	1,198,401

Identification number and title	PAD issuance date	Total budget	Current year expenditure	Previous year expenditure
IN SUDAN				
101086 COMMUNITY LIVELIHOOD AND RURAL INDUSTRY SUPPORT PROGRAMME, CLARIS II: ITALIAN CONTRIBUTION	01.2014	1,034,981	297,126	701,966
101113 RECOVERY OF COASTAL LIVELIHOODS IN THE RED SEA STATE OF SUDAN THROUGH THE MODERNIZATION OF ARTISANAL FISHERIES AND CREATION OF NEW MARKET OPPORTUNITIES	04.2009	5,017,596	102,261	4,929,447
101114 CLARIS - SKILLS FOR PEACE AND INCOME	03.2011	674,176	-27,036	701,393
101172 SUDAN: INTEGRATED FOOD SECURITY PROJECT IN KASSALA, SUDAN (IFSP-KASSALA)	10.2011	3,637,114	1,117,731	1,527,863
102041 INVESTMENT PROMOTION AND TECHNICAL ASSISTANCE PROGRAMME (ITAP) FOR SUDAN	09.2008	155,053	7,594	147,403
110029 TECHNICAL ASSISTANCE TO ESTABLISH A MODEL TANNERY WASTE WATER TREATMENT PLANT	11.2012	353,526	95,938	229,214
110037 INTEGRATION AND PROGRESS THROUGH PROTECTION AND EMPOWERMENT OF DISPLACED GROUPS IN SOUTHERN SUDAN	03.2012	1,327,434	-15,044	1,278,816
120174 SURVEYS OF RENEWABLE MARINE RESOURCES IN THE RED SEA STATE, SUDAN; FUNDED BY THE NORWEGIAN EMBASSY KHARTOUM	07.2012	1,230,979	77,078	1,179,055
120280 NATIONAL HCFC PHASE OUT MANAGEMENT PLAN	05.2012	360,000	71,820	160,455
130130 BUILDING CAPACITIES FOR THE SUSTAINABLE MANAGEMENT OF THE MARINE FISHERY IN THE RED SEA STATE REPUBLIC OF THE SUDAN	07.2014	396,671	22,423	0
130219 DEVELOPING THE SOYBEAN VALUE CHAIN IN SUDAN	10.2013	25,413	21,818	0
130324 TECHNICAL ASSISTANCE FOR THE FINAL PHASE-OUT OF METHYL BROMIDE IN THE POST HARVEST SECTOR	01.2014	211,610	28,369	0
140020 CONTRIBUTING TO IMPROVED NUTRITION SITUATION AND INCOME GENERATION AMONG VULNERABLE COMMUNITIES IN SUDAN THROUGH THE USE OF SOYBEAN BASED FOODS AND SOYBEAN PRODUCTION (SOYBEAN VALUE CHAIN DEVELOPMENT- COMPONENT I)	03.2014	442,478	140,334	0
140024 CAPACITY BUILDING AND UPGRADING OF STONE SECTOR IN SUDAN	02.2014	27,441	4,187	0
140181 PREPARATION FOR HCFC PHASE-OUT INVESTMENT ACTIVITIES (STAGE II) (FOAM SECTOR)	08.2014	100,000	0	0

Identification number and title	PAD issuance date	Total budget	Current year expenditure	Previous year expenditure
SURINAME				
105430 HCFC PHASE-OUT MANAGEMENT PLAN (STAGE I, FIRST TRANCHE)	12.2011	68,000	0	57,178
SWAZILAND				
100206 MARKET ACCESS AND TRADE FACILITATION SUPPORT FOR SWAZILAND, THROUGH CONFORMITY ASSESSMENT INFRASTRUCTURE DEVELOPMENT	10.2012	523,600	194,711	56,751
120025 ENABLING ACTIVITIES TO REVIEW AND UPDATE THE NATIONAL IMPLEMENTATION PLAN FOR THE STOCKHOLM CONVENTION ON PERSISTENT ORGANIC POLLUTANTS (POPS)	03.2013	198,000	14,751	177,812
SYRIAN ARAB REPUBLIC				
102042 INDUSTRIAL MODERNIZATION AND UPGRADING PROGRAMME (IMUP) - PHASE II	08.2011	1,030,786	31,797	499,181
105268 METHYL BROMIDE NATIONAL PHASE-OUT PLAN (SOIL FUMIGATION)	08.2006	240,000	9,798	230,227
105272 PREPARATION OF A HCFC PHASE-OUT MANAGEMENT PLAN	08.2008	136,250	-27,960	136,323
105375 EXTENSION OF INSTITUTIONAL STRENGTHENING (PHASE IV)	08.2009	356,690	4,382	77,478
105376 PHASE-OUT OF HCFC-22 AND HCFC-141B AT AL HAFEZ GROUP	01.2011	1,465,361	-1,081	404,494
TAJIKISTAN				
120145 STRENGTHENING FRUITS AND VEGETABLES SUB SECTORS IN TAJIKISTAN FOR CREATING NEW JOBS AND FOOD SECURITY	11.2014	313,850	2,677	30,003
120404 ENABLING ACTIVITIES TO REVIEW AND UPDATE THE NATIONAL IMPLEMENTATION PLAN FOR THE STOCKHOLM CONVENTION ON PERSISTENT ORGANIC POLLUTANTS	03.2013	181,850	22,757	145,132
140102 STRENGTHENING STANDARDIZATION, QUALITY ASSURANCE, ACCREDITATION AND METROLOGY (SQAM) INFRASTRUCTURE IN TAJIKISTAN (PREPARATORY ASSISTANCE)	05.2014	27,586	9,005	0

Identification number and title	PAD issuance date	Total budget	Current year expenditure	Previous year expenditure
THAILAND				
100258 PROMOTING SMALL BIOMASS POWER PLANTS IN RURAL THAILAND FOR SUSTAINABLE RENEWABLE ENERGY MANAGEMENT AND COMMUNITY INVOLVEMENT	02.2013	1,025,703	37,176	530,036
100264 TT-PILOT: OVERCOMING POLICY, MARKET AND TECHNOLOGICAL BARRIERS TO SUPPORT TECHNOLOGICAL BARRIERS TO SUPPORT TECHNOLOGICAL INNOVATION AND SOUTH-SOUTH TECHNOLOGY TRANSFER: THE PILOT CASE OF ETHANOL PRODUCTION FROM CASSAVA	06.2012	2,682,292	879,727	433,904
103071 INDUSTRIAL ENERGY EFFICIENCY	04.2011	3,665,723	776,035	1,123,673
107034 UN JOINT PROGRAMME ON INTEGRATED HIGHLAND LIVELIHOOD DEVELOPMENT IN MAE HONG SON	11.2009	435,000	-2,876	426,570
130075 GREENING ECONOMY THROUGH LOW CARBON TECHNOLOGY APPLICATIONS IN SMES	07.2014	34,000	0	0
130312 GEF UNIDO CLEANTECH PROGRAMME FOR SMES IN THAILAND	08.2014	1,826,500	5,819	0
130319 REDUCTION OF GHG EMISSION IN THAI INDUSTRIES THROUGH PROMOTING INVESTMENTS OF THE PRODUCTION AND USAGE OF SOLID BIO-FUELS	05.2014	150,000	18,472	0
THE FORMER YUGOSLAV REPUBLIC OF MACEDONIA				
100109 REMOVAL OF TECHNICAL AND ECONOMIC BARRIERS TO TRANSFER REMEDIATION TECHNOLOGIES FOR ALPHA-HCH, BETA-HCH AND LINDANE CONTAMINATED SITES IN THE FORMER YUGOSLAV REPUBLIC OF MACEDONIA - PREPARATORY ASSISTANCE	07.2013	100,000	98,914	0
100308 ENABLING ACTIVITIES TO REVIEW AND UPDATE THE NATIONAL IMPLEMENTATION PLAN FOR THE STOCKHOLM CONVENTION ON PERSISTENT ORGANIC POLLUTANTS	05.2012	155,000	5,237	149,411
104045 PHASING OUT AND ELIMINATION OF PCBs AND PCB CONTAINING EQUIPMENT IN THE FORMER YUGOSLAV REPUBLIC OF MACEDONIA	09.2008	978,338	5,007	973,147
105154 TERMINAL PHASE-OUT MANAGEMENT PLAN FOR CFCS (FIFTH TRANCHE)	12.2009	14,040	-928	14,969
120332 CATALYZING MARKET TRANSFORMATION FOR INDUSTRIAL ENERGY EFFICIENCY AND ACCELERATE INVESTMENTS IN BEST AVAILABLE PRACTICES AND TECHNOLOGIES IN THE FORMER YUGOSLAV REPUBLIC OF MACEDONIA	12.2012	50,000	15,903	34,086

Identification number and title	PAD issuance date	Total budget	Current year expenditure	Previous year expenditure
120497 HCFC PHASE-OUT MANAGEMENT PLAN (PHASE I, THIRD TRANCHE) (CONVERSION FROM HCFC-141B TO HFCS IN THE MANUFACTURE OF POLYURETHANE FOAM FOR THE COMMERCIAL REFRIGERATION UNITS, SANDWICH PANELS AND INSULATED DOORS)	10.2013	546,000	175,867	253,927
130048, 130300 FOSTERING SUSTAINABLE LINKAGES AND CLUSTER DEVELOPMENT IN THE TOURISM INDUSTRY OF THE FORMER YUGOSLAV REPUBLIC OF MACEDONIA IN ORDER TO REDUCE POVERTY AND STIMULATE ECONOMIC GROWTH (PREPARATORY ASSISTANCE)	06.2013	265,102	124,773	5,850
TIMOR-LESTE				
101142 TIMOR-LESTE BAMBOO SKILLS DEVELOPMENT AND DEMONSTRATION CENTRE	11.2010	232,815	-1,411	233,374
106064 DEVELOPMENT OF SAFETY AND QUALITY INFRASTRUCTURE FOR THE SEAFOOD SECTOR IN TIMOR-LESTE - PILOT PHASE	05.2011	184,956	9,830	27,440
TOGO				
105377 HCFC PHASE-OUT MANAGEMENT PLAN (STAGE I, FIRST TRANCHE)	01.2011	200,000	8,759	134,905
110028 ENABLING ACTIVITIES TO REVIEW AND UPDATE THE NATIONAL IMPLEMENTATION PLAN FOR THE STOCKHOLM CONVENTION ON POPS	10.2012	179,290	13,465	129,732
140017 COUNTRY PROGRAMME TOGO	07.2014	34,483	5,406	0
TUNISIA				
100212 OLIVE WOOD HANDICRAFT VALUE CHAIN DEVELOPMENT PROGRAM	03.2012	79,646	24,525	57,391
102032 ENGAGING TUNISIAN YOUTH TO ACHIEVE THE MDGS	07.2009	615,700	-2,441	623,970
102096 APPUI A LA PROMOTION ET A LA COMMUNICATION DE PÔLES DE COMPETITIVITE TUNISIENS	08.2011	281,010	23,288	180,694
104107 RENFORCEMENT DU CENTRE NATIONAL DE PRODUCTION PROPRE EN TUNISIE - PREMIERE PARTIE	01.2010	2,975,984	865,345	2,045,634
104108 RESEAU REGIONAL DES CENTRES NATIONAUX DE PRODUCTION PROPRE ARABES DE LA REGION MOYEN-ORIENT ET AFRIQUE DU NORD	01.2010	348,516	15,457	283,331
105283, 105284 PREPARATION OF A HCFC PHASE-OUT MANAGEMENT	08.2008	215,000	26,674	187,613

Identification number and title	PAD issuance date	Total budget	Current year expenditure	Previous year expenditure
PLAN				
120201 CONFERENCE ON PRODUCTIVE WORK FOR YOUTH IN TUNISIA AND THE MENA REGION	09.2012	229,580	16,311	217,475
120357 FACILITATING YOUTH EMPLOYMENT THROUGH ENTREPRENEURSHIP AND ENTERPRISE DEVELOPMENT IN VULNERABLE REGIONS OF TUNISIA: EL KEF, KAIROUAN, KASSERINE AND SIDI BOUZID	12.2012	2,347,883	862,448	794,351
120589 INSTITUTIONAL STRENGTHENING IN TUNISIA - PHASE VII	11.2012	247,270	1,664	245,053
120622 PROJET D'ACCÈS AUX MARCHÉS DES PRODUITS AGRO-ALIMENTAIRES ET DE TERROIR - (PAMPAT) - TUNISIE	09.2013	1,536,051	379,046	34,841
120628 ENABLING ACTIVITIES TO REVIEW AND UPDATE THE NATIONAL IMPLEMENTATION PLAN (NIP) FOR THE STOCKHOLM CONVENTION IN TUNISIA	05.2013	220,000	143,122	0
120647 NATIONAL PHASE OUT PLAN	12.2013	455,518	402,902	1,283
130323 PROJECT PREPARATION IN THE FUMIGANTS SECTOR	12.2013	302,657	35,058	0
140190 HCFC PHASE-OUT MANAGEMENT PLAN (STAGE I, FIRST TRANCHE)	08.2014	512,885	3,392	0
TURKEY				
100292 POPS LEGACY ELIMINATION AND POPS RELEASE REDUCTION PROJECT	04.2013	88,000	49,067	28,946
100298 ENABLING ACTIVITIES TO REVIEW AND UPDATE THE NATIONAL IMPLEMENTATION PLAN FOR THE STOCKHOLM CONVENTION ON PERSISTENT ORGANIC POLLUTANTS IN TURKEY	07.2012	225,000	23,887	201,052
102034 MDG-F FOSTERING SUSTAINABLE LINKAGES FOR TURKISH TEXTILE SMES	01.2010	804,708	-1,369	788,454
103074 IMPROVING ENERGY EFFICIENCY IN INDUSTRY IN TURKEY	06.2011	2,746,971	245,494	553,926
105287 EXTENSION OF INSTITUTIONAL STRENGTHENING PROJECT	09.2011	447,045	1,828	435,714
105379 PREPARATION OF A HCFC PHASE-OUT MANAGEMENT PLAN	08.2008	188,570	-6,237	194,807
105380 UMBRELLA PROJECT FOR THE PHASE-OUT OF R141B FROM THE PU SANDWICH PANELS AND R22/142B IN XPS	12.2010	7,713,490	2,110,767	5,151,780
120234 DEMONSTRATION PROJECT FOR DISPOSAL OF	05.2012	1,076,250	288,905	710,829

Identification number and title	PAD issuance date	Total budget	Current year expenditure	Previous year expenditure
UNWANTED ODS IN TURKEY				
120632 TURKEY HCFC PHASE-OUT MANAGEMENT PLAN (STAGE I, FIRST TRANCHE)	12.2012	807,750	275,309	53,321
130124 GEF UNIDO CLEANTECH PROGRAMME FOR SMES IN TURKEY	11.2013	990,000	208,735	60,130
130224 EXTENSION OF INSTITUTIONAL STRENGTHENING - PHASE VI	09.2013	260,000	134,364	11,204
TURKMENISTAN				
105281 TECHNICAL ASSISTANCE FOR THE ELIMINATION OF METHYL BROMIDE IN POST HARVEST SECTOR	01.2010	179,586	5,632	173,798
105378 HCFC PHASE-OUT MANAGEMENT PLAN (STAGE I, FIRST TRANCHE)	12.2013	433,550	104,457	209,259
UGANDA				
100274 ESTABLISHMENT OF A DISMANTLING FACILITY FOR E-WASTE IN UGANDA	04.2012	173,958	7,911	165,728
102146 ESTABLISHMENT OF A PILOT RENEWABLE ENERGY POWERED BUSINESS INFORMATION CENTRE (REBIC) IN NORTHERN UGANDA	04.2010	265,487	1,218	256,944
120581 HCFC PHASE OUT MANAGEMENT PLAN (FIRST TRANCHE)	12.2013	40,000	38,114	0
130065 UGANDA COUNTRY PROGRAMMING MISSION FOR COUNTRY PROGRAMME DEVELOPMENT	04.2013	26,395	1,414	21,304
130189 ENABLING ACTIVITIES TO REVIEW AND UPDATE THE NATIONAL IMPLEMENTATION PLAN ON POPS	02.2014	185,000	174,009	0
140015 PPG: REDUCING VULNERABILITY OF BANANA PRODUCING COMMUNITIES TO CLIMATE CHANGE THROUGH BANANA VALUE ADDED ACTIVITIES	02.2014	100,000	60,595	0
140031 PROMOTING BIOMASS GASIFICATION TECHNOLOGY FOR PRODUCTIVE ACTIVITIES AND ENERGY SERVICES IN NORTHERNS UGANDA	07.2014	27,373	18,002	0
140039 UGANDA COUNTRY PROGRAMME	02.2014	158,776	54,423	0
UKRAINE				
100023 ENVIRONMENTALLY SOUND MANAGEMENT AND FINAL DISPOSAL OF POLYCHLORINATED BIPHENYLS (PCBS)	05.2013	250,000	111,542	111,236

Identification number and title	PAD issuance date	Total budget	Current year expenditure	Previous year expenditure
100025 HORLIVKA CHEMICAL PLANT REMEDIATION	01.2012	459,016	12,237	437,927
103078 IMPROVING ENERGY EFFICIENCY AND PROMOTING RENEWABLE ENERGY IN THE AGRO-FOOD AND OTHER SMALL AND MEDIUM ENTERPRISES (SMES)	06.2011	5,225,747	584,659	2,190,507
104112 PROMOTING THE ADAPTATION AND ADOPTION OF RECP (RESOURCE EFFICIENT AND CLEANER PRODUCTION) THROUGH THE ESTABLISHMENT AND OPERATION OF A CLEANER PRODUCTION CENTRE (CPC) IN UKRAINE	02.2012	2,283,134	959,157	821,362
120321 INTRODUCTION OF ENERGY MANAGEMENT SYSTEM STANDARD IN UKRAINIAN INDUSTRY	01.2014	5,550,000	73,680	0
120433 STRENGTHENING AUTOMOTIVE INDUSTRY CLUSTERS IN UKRAINE: UPGRADING OPERATIONS OF DOMESTIC AUTOMOTIVE COMPONENT MANUFACTURERS AND SUPPORT INSTITUTIONS (PREPARATORY ASSISTANCE)	02.2013	52,488	4,107	38,620
UNITED REPUBLIC OF TANZANIA				
100028, 100348, 101171, 102175, 102208, 102209, 107142, 109028, 120288, 120576 “COUNTRY FRAMEWORK OF SUPPORT TO UNDAP 2011-2015 - ECONOMIC GROWTH” IN TANZANIA	10.2011	4,799,075	1,173,169	2,812,238
100127 ENABLING ACTIVITIES TO REVIEW AND UPDATE THE NATIONAL IMPLEMENTATION PLAN FOR THE STOCKHOLM CONVENTION ON PERSISTENT ORGANIC POLLUTANTS (POPS)	02.2013	210,000	201,229	3,985
100165, 100304, 103176, 104180 COUNTRY PROGRAM COORDINATION: UNDAP ENVIRONMENT CLUSTER	01.2012	831,615	125,245	533,447
100228 COUNTRY FRAMEWORK OF SUPPORT TO UNDAP 2011-2015 - ECONOMIC GROWTH	10.2011	360,078	96,541	220,801
100261 MINI-GRIDS BASED ON MICRO HYDROPOWER SOURCES TO AUGMENT RURAL ELECTRIFICATION	03.2012	3,403,551	1,528,827	586,286
101144 ONE UN PROGRAMME FOR TANZANIA: JOINT PROGRAMME ON EDUCATION (JP10)	08.2009	40,000	-536	37,308
101173 VALUE CHAIN SUPPORT PROGRAM FOR TANZANIAS CASHEW AND RED MEAT/LEATHER INDUSTRY IN THE FRAME OF THE 3ADI FUNDED THROUGH UNDAP 2011-2015: ECONOMIC GROWTH	11.2011	55,025	-7,010	55,636
101185 VALUE CHAIN SUPPORT PROGRAM FOR TANZANIAS CASHEW AND RED MEAT/LEATHER INDUSTRY IN THE FRAME OF THE 3ADI, FUNDED THROUGH UNDAP 2011-2015: ECONOMIC GROWTH	10.2011	351,314	-944	368,625
103007 COUNTRY FRAMEWORK OF SUPPORT TO UNDAP	11.2009	157,243	3,053	175,000

Identification number and title	PAD issuance date	Total budget	Current year expenditure	Previous year expenditure
2011-2015 - ENVIRONMENT AND CLIMATE CHANGE				
103142 COUNTRY FRAMEWORK SUPPORT TO UNDAP-URT: RENEWABLE ENERGY COMPONENT	08.2009	83,863	-13,396	84,365
107003 UN JOINT PROGRAM OF SUPPORT TO ZANZIBAR	05.2008	604,252	1,822	542,518
120104 MARKET VALUE CHAINS RELATING TO HORTICULTURAL PRODUCTS FOR RESPONSIBLE TOURISM MARKET ACCESS PROJECT TANZANIA	10.2014	402,600	13,967	0
120302 UNITED REPUBLIC OF TANZANIA NATIONAL SYSTEM OF INNOVATION (TNSI) SURVEY	01.2014	242,571	103,268	0
120319 PROMOTION OF WASTE-TO-ENERGY APPLICATIONS IN AGRO-INDUSTRIES	12.2012	102,952	50,291	45,101
120340 3ADI AND AFRIPANET INVESTMENT PROMOTION PROJECT	12.2012	48,110	-1,194	43,678
120494 HCFC PHASE-OUT MANAGEMENT PLAN (STAGE I, FIRST TRANCHE)	11.2012	50,000	2,236	47,700
130183 PA - BUILDING UP SEAWEED PROCESSING IN ZANZIBAR AND PEMBA: CREATING VALUE FOR THE POOR	07.2013	32,727	1,754	28,825
URUGUAY				
100041 CENTRO AGRO-INDUSTRIAL MODULAR DE EXCELENCIA	02.2012	1,648,572	171,404	1,309,843
105291 PREPARATION OF A HCFC PHASE-OUT INVESTMENT ACTIVITIES	05.2010	50,000	17,237	30,219
120250, 120323 TOWARDS A GREEN ECONOMY IN URUGUAY: STIMULATING SUSTAINABLE PRODUCTION PRACTICES AND LOW-EMISSION TECHNOLOGIES IN PRIORITIZED SECTORS	06.2012	3,442,727	49,467	36,833
140228 COUNTRY EVALUATION URUGUAY	09.2014	68,966	45,744	0
UZBEKISTAN				
120285 FORMULATION OF THE UNIDO COUNTRY PROGRAMME FOR UZBEKISTAN	06.2012	26,749	0	17,653
VENEZUELA (BOLIVARIAN REPUBLIC OF)				
105294 PREPARATION OF A HCFC PHASE-OUT MANAGEMENT PLAN	08.2008	173,032	0	173,032
105295 HCFC PHASE-OUT MANAGEMENT PLAN (STAGE I,	08.2013	1,583,068	320,709	898,184

Identification number and title	PAD issuance date	Total budget	Current year expenditure	Previous year expenditure
FIRST TRANCHE)				
140165 PREPARATION OF A HCFC PHASE-OUT MANAGEMENT PLAN (STAGE II)	12.2012	90,000	27,094	0
140166 UPDATE THE PREPARATION FOR HCFC PHASE-OUT INVESTMENT ACTIVITIES (STAGE II) (REFRIGERATION MANUFACTURING SECTOR)	12.2012	50,000	4,799	0
VIET NAM				
100052 IMPLEMENTAION OF ECO-INDUSTRIAL PARK INITIATIVE FOR SUSTAINABLE INDUSTRIAL ZONES IN VIET NAM	08.2014	3,524,000	19,541	0
102019 INVESTMENT MONITORING AND SUPPLIER DEVELOPMENT IN VIET NAM	03.2013	944,859	13,745	924,015
102078 SME CLUSTER DEVELOPMENT	12.2008	3,484,686	-20,458	3,572,154
102098 TECHNICAL ASSISTANCE TO BUSINESS REGISTRATION REFORM IN VIET NAM (PHASE A MOD II & PHASE B)	12.2010	9,960,825	328,694	9,636,229
103081 PROMOTING INDUSTRIAL ENERGY EFFICIENCY THROUGH SYSTEM OPTIMIZATION AND ENERGY MANAGEMENT STANDARDS IN VIET NAM	11.2010	911,314	139,643	708,089
104001 HELPING VIETNAMESE SMES ADAPT & ADOPT CSR FOR IMPROVED LINKAGES WITH GLOBAL SUPPLY CHAINS IN SUSTAINABLE PRODUCTION	07.2009	1,551,342	1,900	1,487,437
104125 PROMOTION OF NEW CLEANER PRODUCTION SERVICES IN VIET NAM THROUGH THE VNCPC: CLEANER TECHNOLOGY PROMOTION, IMPLEMENTATION AND TRANSFER; SECOND-GENERATION CP SERVICES - PHASE II	01.2005	2,268,294	-40	2,340,896
106066 POST WTO ACCESSION SUPPORT TO VIET NAM - TBT/SPS COMPLIANCE CAPACITY DEVELOPMENT RELATED TO KEY EXPORT SECTORS	07.2008	2,130,672	-18,081	2,128,829
120122 STRENGTHEN THE SUPPLY CAPACITY OF THE FRUITS AND VEGETABLE SECTOR BY APPLYING PROPER TECHNOLOGIES ALONG THE VALUE CHAIN	03.2013	488,785	93,793	40,872
120303 PROMOTION OF ENERGY EFFICIENT INDUSTRIAL BOILER ADOPTION AND OPERATING PRACTICES IN VIET NAM	10.2013	53,292	44,335	0
120621 IMPROVING ENERGY EFFICIENCY AND REDUCING ODS EMISSIONS IN THE COLD STORAGE SECTOR	02.2014	422,590	65,994	0
120637 BRIDGING FUNDS: PREPARATION FOR PHASE II - SME CLUSTER DEVELOPMENT	01.2013	99,721	1,164	92,963
130217 EXPANSION OF THE NATIONAL BUSINESS REGISTRATION	09.2014	911,505	175,384	0

Identification number and title	PAD issuance date	Total budget	Current year expenditure	Previous year expenditure
SYSTEM TO NEW BUSINESS ENTITIES (PHASE C)				
130253 PROMOTION OF CSR IN VIETNAMESE SMES	04.2013	223,856	92,255	0
130307 BENCHMARKING STUDY AND STRATEGY DEVELOPMENT REVIEW FOR THE MODERNIZATION OF VIET NAM'S INDUSTRIAL SKILLS TRAINING SYSTEM	07.2014	359,677	75,800	0
140068 MINAMATA CONVENTION INITIAL ASSESSMENT FOR VIET NAM	07.2014	500,000	97,478	0
YEMEN				
105298 NATIONAL ODS PHASE-OUT PLAN (FIRST TRANCHE)	05.2010	1,370,500	151,745	1,204,529
105382 PREPARATION OF A HCFC PHASE-OUT MANAGEMENT PLAN	08.2008	68,794	-923	69,767
105383 PREPARATION FOR HCFC PHASE-OUT INVESTMENT ACTIVITIES (RIGIDPOLYURETHANE FOAM COMPONENT)	05.2011	11,336	-44,948	56,284
120598 HCFC PHASE-OUT MANAGEMENT PLAN, STAGE 1, 1ST TRANCHE	12.2012	410,000	154,363	5,131
140132 MINAMATA INITIAL ASSESSMENT IN THE REPUBLIC OF YEMEN	07.2014	200,000	0	0
ZAMBIA				
103087 RENEWABLE ENERGY BASED ELECTRICITY GENERATION FOR ISOLATED MINI-GRIDS IN ZAMBIA	06.2010	6,800,473	-24,950	6,796,673
105305 TECHNICAL ASSISTANCE FOR THE TOTAL PHASE OUT OF METHYL BROMIDE IN TOBACCO, CUT FLOWERS, HORTICULTURE AND POST HARVEST USES	12.2008	289,548	-808	267,172
105306 HCFC PHASE-OUT MANAGEMENT PLAN (STAGE I, FIRST TRANCHE)	08.2011	70,000	2	67,826
106043 JOINT UNIDO-WTO TRADE CAPACITY BUILDING PROGRAMME FRAMEWORK FOR ZAMBIA	04.2009	2,792,810	-72,623	2,926,318
120083 ENABLING ACTIVITIES TO REVIEW AND UPDATE THE NATIONAL IMPLEMENTATION PLAN FOR THE STOCKHOLM CONVENTION ON PERSISTENT ORGANIC POLLUTANTS	05.2013	170,000	13,412	153,739
120210 UPSCALE SMALL HYDROPOWER MINIGRID DEVELOPMENT IN ZAMBIA	11.2013	651,017	249,890	10
120217 INDEPENDENT UNIDO COUNTRY EVALUATION. REPUBLIC OF ZAMBIA	04.2012	43,874	-3,566	45,631

Identification number and title	PAD issuance date	Total budget	Current year expenditure	Previous year expenditure
120501 TRADE CAPACITY-BUILDING FOR ZAMBIA, PHASE II	07.2013	940,530	390,977	164,191
120553 COUNTRY PROGRAMME FORMULATION FOR ZAMBIA	03.2013	43,797	-707	43,071
130038 PROMOTION OF INDUSTRIAL CLUSTERS AND STRENGTHENING OF THE ASSOCIATED INDUSTRIAL POLICY FRAMEWORK IN ZAMBIA	10.2013	8,878	10,685	0
140113 ZAMBIA COUNTRY PROGRAMME	05.2014	122,380	40,085	0
ZIMBABWE				
130255 PREPARATORY ASSISTANCE FOR GREEN INDUSTRY POLICY IN ZIMBABWE	10.2013	50,609	21,204	5,676
AFRICA REGION				
100110 PROMOTION OF NEEM-DERIVED BIOPESTICIDES IN WEST AFRICA	01.2014	275,000	60,554	0
100336 IMPROVE THE HEALTH AND ENVIRONMENT OF ARTISANAL GOLD MINING COMMUNITIES BY REDUCING MERCURY EMISSIONS AND PROMOTING SOUND MANAGEMENT OF CHEMICALS	01.2012	1,020,180	319,255	551,970
100337 DEVELOPMENT OF AN ENVIRONMENTALLY RESPONSIBLE FAIR-TRADE ARTISANAL AND SMALL-SCALE GOLD MINING	10.2012	783,723	163,878	391,432
100341 YOUTH AS CATALYSTS FOR AGRIBUSINESS DEVELOPMENT AND GROWTH IN WESTERN AND CENTRAL AFRICA	04.2012	224,545	-3,675	219,592
101061 IMPROVING THE INCOME GENERATING POTENTIAL OF THE OIL PALM IN WEST AND CENTRAL AFRICA REGION (CAMEROON AND NIGERIA)	04.2010	3,276,053	174,289	3,033,924
101082 TRADE CAPACITY-BUILDING IN AGRO-INDUSTRY PRODUCTS FOR THE ESTABLISHMENT AND PROOF OF COMPLIANCE WITH INTERNATIONAL MARKET REQUIREMENTS	05.2007	1,631,804	-34,087	1,750,524
102092 DEVELOPMENT AND APPLICATION OF A NEW TECHNICAL ASSISTANCE PRODUCT "ONE VILLAGE-INDUSTRIAL CLUSTERS" AS A VEHICLE FOR ECONOMIC GROWTH AND POVERTY REDUCTION	03.2010	236,941	-10,243	247,184
102093 AFRICAN INVESTOR SURVEY AND SPX ESTABLISHMENT IN CÔTE D'IVOIRE, GHANA, NIGERIA, SENEGAL	06.2008	495,066	-7,639	520,482
103052 PROMOTING COORDINATION, COHERENCE, INTEGRATION AND KNOWLEDGE MANAGEMENT UNDER	03.2011	1,664,167	279,017	1,001,319

Identification number and title	PAD issuance date	Total budget	Current year expenditure	Previous year expenditure
ENERGY COMPONENT OF SPWA				
103130 PREPARATORY AND FIRST OPERATIONAL PHASE OF SECRETARIAT OF THE ECOWAS REGIONAL CENTRE FOR RENEWABLE ENERGY AND EE (ERC)	01.2010	2,820,210	44,150	2,662,578
103140 RENEWABLE ENERGY FOR PRODUCTIVE USES AND RURAL TRANSFORMATION IN AFRICA - NIGERIA AND BENIN	09.2009	300,000	-548	299,220
104061 REGIONAL PROJECT TO DEVELOP APPROPRIATE STRATEGIES FOR IDENTIFYING SITES CONTAMINATED BY CHEMICALS LISTED IN ANNEXES A, B	02.2009	3,049,827	45,421	2,938,523
104063 CAPACITY STRENGTHENING AND TECHNICAL ASSISTANCE FOR THE IMPLEMENTATION OF THE STOCKHOLM CONVENTION (SC) NATIONAL IMPLEMENTATION PLANS (NIPS) IN AFRICAN LEAST DEVELOPED COUNTRIES (LDCS) OF THE SADC SUBREGION	05.2011	1,533,307	363,953	486,698
104064 CAPACITY STRENGTHENING AND TECHNICAL ASSISTANCE FOR THE IMPLEMENTATION OF STOCKHOLM CONVENTION NIP'S IN AFRICAN LDCS OF ECOWAS SUBREGION	05.2011	4,045,722	484,955	781,073
104065 CAPACITY STRENGTHENING AND TECHNICAL ASSISTANCE FOR THE IMPLEMENTATION OF THE STOCKHOLM CONVENTION NATIONAL IMPLEMENTATION PLANS (NIPS) IN AFRICAN LEAST DEVELOPED COUNTRIES (LCDS) OF THE COMESA SUBREGION	05.2011	2,530,547	441,102	685,047
104071 GCLME PROJECT	11.2004	20,711,899	-71,062	20,669,100
104072 DEMONSTRATING AND CAPTURING BEST PRACTICES AND TECHNOLOGIES FOR THE REDUCTION OF LAND-SOURCED IMPACTS RESULTING FROM COASTAL TOURISM	01.2008	5,333,618	880,120	4,425,273
105229, 105314 STRATEGIC DEMONSTRATION PROJECT FOR ACCELERATED CONVERSION OF CFC CHILLERS IN 5 AFRICAN COUNTRIES	10.2006	2,470,956	83,993	1,821,169
106006 WEST AFRICA QUALITY PROGRAMME - SUPPORT TO COMPETITIVENESS AND HARMONIZATION OF TBT AND SPS MEASURES	09.2007	12,542,982	515	12,871,333
106031 TRADE CAPACITY-BUILDING IN AGRO-INDUSTRY PRODUCTS FOR THE ESTABLISHMENT AND PROOF OF COMPLIANCE WITH INTERNATIONAL MARKET REQUIREMENTS	05.2007	1,849,466	-40,622	1,903,088
106032 INSTITUTIONAL STRENGTHENING OF THE INTRA-AFRICA METROLOGY SYSTEM AFRIMETS	02.2010	517,307	-40,937	573,800
106076				

Identification number and title	PAD issuance date	Total budget	Current year expenditure	Previous year expenditure
STRENGTHENING STANDARDS AND CONFORMITY ASSESSMENT INFRASTRUCTURE OF ECONOMIC AND MONETARY COMMUNITY OF CENTRAL AFRICA (CEMAC) FOR REGIONAL TRADE INTEGRATION - PREPARATORY ASSISTANCE 107158	09.2011	160,591	13,924	139,021
SUPPORT TO THE AFRICAN UNION ACTION PLAN FOR THE ACCELERATED INDUSTRIAL DEVELOPMENT OF AFRICA 120034	03.2012	91,603	-4,219	85,704
REGIONAL PROCESSING AND PACKAGING TECHNOLOGY EXHIBITION IN NAIROBI IN 2014 120057	11.2012	54,660	4,818	45,397
PREPARATORY ASSISTANCE HUNGER RELIEF IN EAST AFRICA BY PRODUCING PROCESSED SOYA BEAN PRODUCTS 120058	02.2012	29,194	-7,863	26,132
HUNGER RELIEF IN EAST AFRICA BY PRODUCING PROCESSED SOYA BEAN PRODUCTS 120066	08.2013	933,620	-1,536	869,390
BOOSTING GROWTH IN SADC REGION THROUGH JAPAN-UNIDO COLLABORATION 120113	03.2012	51,749	14,544	37,104
3ADI PPP PLATFORM - PROMOTION OF INNOVATIVE PUBLIC PRIVATE PARTNERSHIP 120128	11.2013	820,487	47,228	0
WEST AFRICA QUALITY SYSTEM (WAQS) - PA 120132	08.2012	396,357	118,391	249,412
PROJECT TO SUPPORT THE ORGANIZATION OF THE AU-UNIDO CONFERENCE ON ECONOMIC DIVERSIFICATION AND MANUFACTURING FOR AFRICA 120164	05.2012	470,984	-136,386	581,455
PA TO FORMULATE PROJECT FOR BUILDING FOOD SAFETY CAPACITY IN SOUTHERN AFRICA 120213	12.2012	134,339	4,871	131,475
INNOVATION DEVELOPMENT AND ENTREPRENEURSHIP FOR ALL 120253	03.2013	99,180	10,079	80,026
ESTABLISHMENT A SADCREEE CENTRE - PREPARATORY ASSISTANCE 120259	03.2013	152,009	-527	130,668
ESTABLISHMENT OF FIRST OPERATIONAL PHASE OF THE EAC REGIONAL CENTRE FOR RENEWABLE ENERGY AND ENERGY EFFICIENCY 120281	06.2013	96,373	10,812	70,050
DIFFUSION STRATEGY OF GREEN TECHNOLOGY AND GREEN INDUSTRY IN AFRICA 120283	11.2012	237,818	88,794	154,831
KEMCO-UNIDO AFRICA SUSTAINABLE ENERGY AND CLIMATE CHANGE CAPACITY-BUILDING PROJECT 120363	12.2014	370,565	57,661	202,462
REGIONAL APPROACH FOR THE IMPLEMENTATION OF HPMPs IN SUB-SAHARAN AFRICAN COUNTRIES 120386	12.2012	268,570	1,896	252,077
RAF - ESTABLISHING A SADCREEE CENTRE 120435	02.2014	993,067	141,763	0

Identification number and title	PAD issuance date	Total budget	Current year expenditure	Previous year expenditure
ORGANIZATION OF THE AFRICA INDUSTRIAL DAY 2012 120469	10.2012	117,197	-9,262	122,742
UNIDO SUPPORT TO AUC FOR FUNDS MOBILIZATION FOR AIDA 120510	01.2014	111,234	8,263	91,142
THE THIRD INDUSTRIAL REVOLUTION: IMPLICATIONS FOR AFRICA 120554	01.2014	158,013	-19,594	152,909
SUPPORTING AGRIBUSINESS DEVELOPMENT IN SOUTH SUDAN AND ETHIOPIA THROUGH COOPERATION WITH ISRAEL AND THE CZECH REPUBLIC 120594	01.2013	205,870	51,891	83,737
STRATEGY FOR DISPOSAL AND DESTRUCTION OF ODS FOR SIX LOW-VOLUME-CONSUMING CENTRAL AFRICAN COUNTRIES 130020	05.2013	77,601	324	50,067
PROMOTING INCLUSIVE AND VIBRANT GROWTH OF AFRICA BY INVESTING IN YOUTH THROUGH ENTREPRENEURSHIP, TECHNICAL AND VOCATIONAL EDUCATION 130028	06.2014	1,163,920	333,606	0
LOW CARBON AND CLIMATE RESILIENT INDUSTRIAL DEVELOPMENT IN AFRICA 130035	11.2013	1,828,408	366,366	14,064
PROMOTION OF BAT AND BEP TO REDUCE UPOPS RELEASES FROM WASTE OPEN BURNING IN THE PARTICIPATING COUNTRIES OF SADC SUBREGION 130036	04.2014	180,000	131,623	0
PROJECT TO SUPPORT THE ORGANIZATION OF THE 20TH CONFERENCE OF AFRICAN MINISTERS OF INDUSTRY IN JUNE 2013 130058	01.2014	525,901	55,233	427,182
EAST AFRICAN COMMUNITY REGIONAL SYSTEM OF INNOVATION (EACRSI) SURVEY 130067	01.2014	128,779	31,590	54,734
REVITALIZATION OF FOREST TRAINING CENTRES IN THE SADC REGION FOR GREEN EMPLOYMENT 130101	12.2014	734,318	297,333	0
ANNUAL RETREAT OF THE AFRICA GROUP IN NEW YORK ON THE TRANSFORMATIVE AGENDA FOR AFRICA 130180	04.2013	91,674	5,478	82,901
REVITALIZATION OF FOREST TRAINING CENTRES IN THE SADC REGION FOR GREEN EMPLOYMENT 130238	09.2013	40,607	774	38,290
START-UP AND FIRST OPERATIONAL PHASE OF THE EAST AFRICAN CENTRE FOR RENEWABLE ENERGY AND ENERGY EFFICIENCY (EACREEE) 130287	02.2014	1,007,305	176,538	0
PREPARATORY ASSISTANCE FOR REGIONAL INDUSTRIAL UPGRADING AND MODERNIZATION PROGRAMME OF ECONOMIC AND MONETARY COMMUNITY 130302	12.2013	151,724	99,779	0
INSTITUTIONAL STRENGTHENING OF THE INTRA-AFRICA METROLOGY SYSTEM (AFRIMETS PHASE II) 140028	02.2014	228,530	140,630	0
THE EUROPEAN UNION AFRICAN BUSINESS FORUM IN	03.2014	57,694	40,611	0

Identification number and title	PAD issuance date	Total budget	Current year expenditure	Previous year expenditure
BRUSSELS, MARCH/APRIL 2014				
140203 WEST AFRICAN QUALITY SYSTEM SUPPORT FOR THE IMPLEMENTATION OF THE ECOWAS QUALITY POLICY	10.2014	2,729,543	42,155	0
ARAB REGION				
105228 REGIONAL DEMONSTRATION PROJECT ON ALTERNATIVES TO THE USE OF METHYL BROMIDE FOR TREATMENT OF HIGH MOISTURE DATES	05.2008	306,812	47,914	119,792
120541 ENHANCEMENT OF REGIONAL TRADE CAPACITIES IN FOOD THROUGH HARMONIZED REGIONAL CONFORMITY ASSESSMENT AND FOOD SAFETY SYSTEMS	02.2014	6,038,850	66,125	0
120650 EGM: AN INNOVATIVE APPROACH TO GREEN GROWTH AND JOB CREATION IN THE MENA REGION	02.2013	101,772	7,721	7,226
140075 DEVELOPING THE REGIONAL GCC QUALITY POLICY TO HARMONIZE REGIONAL QUALITY INFRASTRUCTURE REQUIREMENTS IN SUPPORT OF THE GCC COMMON MARKET	04.2014	19,157	2,253	0
ASIA AND THE PACIFIC REGION				
101137 SURVEY ON THE POST-HARVEST LOSSES (PHL) OF MAIN FOOD COMMODITIES IN ASEAN COUNTRIES - A BASELINE STUDY FOR THE DEVELOPMENT OF TA PROJECTS ON THE REDUCTION OF PHL IN EXPORTING AND IMPORTING COUNTRIES	11.2010	196,500	-18,316	193,467
104066 DEMONSTRATION OF BAT AND BEP IN FOSSIL FUEL-FIRED UTILITIES AND INDUSTRIAL BOILERS IN RESPONSE TO THE STOCKHOLM CONVENTION ON PERSISTENT ORGANIC POLLUTANTS (POPS)	05.2010	3,980,000	854,442	2,376,020
104067 DEMONSTRATION OF BAT AND BEP IN FOSSIL FUEL-FIRED UTILITIES AND INDUSTRIAL BOILERS IN RESPONSE TO THE STOCKHOLM CONVENTION ON PERSISTENT ORGANIC POLLUTANTS (POPS)	06.2011	68,403	11,560	54,596
104068 REGIONAL PLAN FOR INTRODUCTION OF BAT/BEP STRATEGIES TO INDUSTRIAL SOURCE CATEGORIES OF STOCKHOLM CONVENTION ANNEX C OF ARTICLE 5 IN THE EAST AND SOUTH-EAST ASIA REGION	08.2010	950,000	7,987	940,925
104088 REGIONAL NETWORK ON PESTICIDES FOR ASIA AND THE PACIFIC	06.2009	386,584	81,050	186,473
104105 EXPANSION AND SCALING-UP OF THE APPLICATION OF RESOURCE EFFICIENT AND CLEANER PRODUCTION (RECP) IN THE ASEAN REGION - PREPARATORY ASSISTANCE	07.2010	176,050	-2,082	175,776

Identification number and title	PAD issuance date	Total budget	Current year expenditure	Previous year expenditure
104136 REGIONAL PLAN FOR INTRODUCTION OF BAT/BEP STRATEGIES TO INDUSTRIAL SOURCE CATEGORIES OF STOCKHOLM CONVENTION ANNEC C OF ARTICLES 5 IN ESEA REGION	06.2011	85,756	4,479	82,499
106033 TRADE CAPACITY-BUILDING IN THE MEKONG DELTA COUNTRIES OF CAMBODIA, LAO PDR AND VIET NAM, THROUGH STRENGTHENING INSTITUTIONAL AND NATIONAL CAPACITIES RELATED TO STANDARDS, METROLOGY, TESTING AND QUALITY (SMTQ) - PHASE II	04.2006	1,940,760	-20,396	1,992,268
106034 MARKET ACCESS AND TRADE FACILITATION SUPPORT FOR SOUTH ASIAN LDCS, THROUGH STRENGTHENING INSTITUTIONAL AND NATIONAL CAPACITIES RELATED TO STANDARDS, METROLOGY, TESTING AND QUALITY (SMTQ) - PHASE II & III	08.2013	3,400,447	154,649	2,816,977
106049 PROMOTION AND TRANSFER OF MARINE CURRENT EXPLOITATION TECHNOLOGY IN CHINA AND SOUTH-EAST ASIA (PILOT PLANTS)	10.2005	799,320	30,024	454,327
106078 TRADE CAPACITY-BUILDING IN THE MEKONG DELTA COUNTRIES OF CAMBODIA, LAO PEOPLE'S DEMOCRATIC REPUBLIC AND VIET NAM, THROUGH STRENGTHENING INSTITUTIONAL AND NATIONAL CAPACITIES RELATED TO STANDARDS, METROLOGY, TESTING AND QUALITY (SMTQ) PHASE III	10.2011	1,401,972	522,040	503,965
108016 TRADE CAPACITY-BUILDING IN THE MEKONG DELTA COUNTRIES OF CAMBODIA, LAO PDR AND VIET NAM, THROUGH STRENGTHENING INSTITUTIONAL AND NATIONAL CAPACITIES RELATED TO STANDARDS, METROLOGY, TESTING AND QUALITY (SMTQ) - PHASE II (INDEPENDENT EVALUATION)	04.2006	28,131	-2,680	28,877
120053 PATHWAYS TO GREEN INDUSTRIES IN ASEAN COUNTRIES: UNIDO/ERIA/IDE JOINT RESEARCH PROJECT	05.2012	275,749	-5,276	206,471
120067 SUSTAINABLE SUPPLIER DEVELOPMENT PROGRAMME (SSDP): A PUBLIC-PRIVATE PARTNERSHIP TO INCREASE SAFE AND SUSTAINABLE SOURCING AND BUSINESS LINKAGES BETWEEN SUPPLIERS IN MALAYSIA AND JAPANESE RETAILERS	10.2012	442,478	105,558	319,338
120225 STRATEGIC PROGRAMME FOR SCALING UP RENEWABLE ENERGY (RE) MARKETS IN TARGETED SMALL ISLAND DEVELOPING STATES (SIDS) IN THE PACIFIC ISLAND REGION	12.2012	759,720	251,968	89,500
120420 DEMONSTRATION OF BAT AND BEP IN THE MANAGEMENT OF OPEN BURNING ACTIVITIES IN RESPONSE TO THE STOCKHOLM CONVENTION ON PERSISTENT ORGANIC POLLUTANTS	06.2013	200,000	90,575	69,785
120454 GREEN INDUSTRY FOR LOW CARBON GROWTH IN	02.2013	663,897	124,233	49,575

Identification number and title	PAD issuance date	Total budget	Current year expenditure	Previous year expenditure
CAMBODIA, LAO AND MYANMAR				
130117 PROMOTE THE DEVELOPMENT OF AN ECOLOGICAL CITIES (ECO-CITIES) NETWORK IN SOUTH-EAST ASIA	08.2013	526,288	187,738	125,196
130151 PROMOTING LOW-GLOBAL WARMING POTENTIAL REFRIGERANTS FOR AIRCONDITIONING SECTORS IN HIGH-AMBIENT TEMPERATURE COUNTRIES IN WEST ASIA	05.2013	364,999	245,327	36,713
130156 PACE-NET PLUS (PACIFIC-EUROPE NETWORK FOR SCIENCE, TECHNOLOGY AND INNOVATION)	01.2014	128,908	106,027	0
140327 PROCUREMENT OF REFRIGERATION IDENTIFIERS FOR SOUTH-EAST ASIA	11.2014	363,636	363,636	0
EUROPE AND CENTRAL ASIA REGION				
100038 RESOURCE EFFICIENT AND CLEANER PRODUCTION (RECP) REGIONAL NETWORK FOR STRENGTHENING COOPERATION AND FOSTERING TRANSFER AND ADAPTATION OF RECP TECHNOLOGIES IN THE COUNTRIES OF SOUTH-EASTERN EUROPE	10.2012	707,334	278,307	147,479
105367 REGIONAL DEMONSTRATION PROJECT ON REPLACEMENT OF CFC CENTRIFUGAL CHILLERS	12.2005	1,069,074	149,790	916,076
105426 PREPARATION FOR A PILOT DEMONSTRATION PROJECT ON ODS WASTE MANAGEMENT AND DISPOSAL	12.2011	34,996	-2,852	37,848
120143 REGIONAL RESOURCE EFFICIENT AND CLEANER PRODUCTION (RECP) DEMONSTRATION PROGRAMME FOR EU EASTERN NEIGHBOORHOOD	04.2014	1,527,560	418,153	38,828
120381 REGIONAL DEMONSTRATION PROJECT FOR COORDINATED MANAGEMENT OF ODS AND POPS DISPOSAL	03.2014	275,000	93,434	0
120443 IMPROVEMENT OF INDUSTRIAL STATISTICS IN CIS COUNTRIES	06.2012	929,205	167,718	50,343
130088 REGIONAL CONFERENCE ON INDUSTRIAL PARKS AS A TOOL TO FOSTER LOCAL INDUSTRIAL DEVELOPMENT	02.2014	96,308	94,298	0
130152 DEMONSTRATION OF A REGIONAL STRATEGY FOR ODS WASTE MANAGEMENT AND DISPOSAL IN THE ECA REGION	05.2013	274,480	178,965	0
130165 REGIONAL PROGRAMME FOR SOCIAL INCLUSION THROUGH GREEN ENTREPRENEURSHIP IN ALBANIA, CROATIA, FYR MACEDONIA, MOLDOVA, MONTENEGRO, HUNGARY, ROMANIA, SERBIA, SLOVAKIA, TURKEY AND UKRAINE PHASE I: THE CASE OF HUNGARY	06.2013	10,919	6,283	2,873
130293				

Identification number and title	PAD issuance date	Total budget	Current year expenditure	Previous year expenditure
BRUSSELS ENHANCED WORK PROGRAMME 2013-2014 140010	11.2013	96,505	39,181	1,200
REGIONAL (CIS) CAPACITY-BUILDING FOR DEVELOPING PROGRAMMES FOR MITIGATION OF GLOBAL ENVIRONMENTAL PROBLEMS 140061	02.2014	442,478	144,676	0
FRUIT PROCESSING AND MARKETING FOR ECONOMIC INCLUSION OF YOUTH AND WOMEN IN NORTHERN ARMENIA AND SOUTHERN GEORGIA	04.2014	27,586	27,746	0
LATIN AMERICA AND THE CARRIBEAN REGION				
100143 OBSERVATORY FOR RENEWABLE ENERGY IN LATIN AMERICA AND THE CARIBBEAN: TOWARDS CENTERS OF EXCELLENCE IN RENEWABLE ENERGY	05.2012	603,116	5,225	588,977
100271 IMPLEMENTING INTEGRATED MEASURES FOR MINIMIZING MERCURY RELEASES FROM ARTISANAL GOLD MINING	01.2012	999,900	308,946	233,915
102121 TECHNOLOGY FORESIGHT INITIATIVE FOR LATIN AMERICA AND THE CARIBBEAN COUNTRIES: REGIONAL PRODUCTIVE CHAINS - THE FUTURE OF PRODUCTS OF THE ANDEAN HIGH PLATEAU AND CENTRAL VALLEYS - TEXTILES FROM CAMELID FIBERS	05.2009	285,986	-34	294,314
103113 PREPARATORY ASSISTANCE FOR DEVELOPING A REGIONAL PROGRAMME: "OBSERVATORY ON RENEWABLE ENERGY FOR LATIN AMERICA AND THE CARIBBEAN" IN URUGUAY AND BRAZIL	11.2010	3,424,886	-539	3,492,282
105315 TECHNICAL ASSISTANCE TO INTRODUCE NEW EMERGING CHEMICAL ALTERNATIVES FOR THE REPLACEMENT OF METHYL BROMIDE	06.2008	147,400	12,271	134,943
107084 INDUSTRIAL KNOWLEDGE BANK	03.2012	218,222	-780	230,145
120076 PREPARATION AND HOLDING OF THE 4TH UNIDO-GRULAC EGM: INDUSTRIAL POLICIES FOR GROWTH BASED ON RESOURCES EFFICIENCY	06.2012	144,343	16,116	145,937
120612 REGIONAL TRADE STANDARDS COMPLIANCE REPORT FOR LATIN AMERICA AND THE CARIBBEAN	03.2013	158,779	5,984	33,372
130211 DEVELOPMENT AND IMPLEMENTATION OF A SUSTAINABLE MANAGEMENT MECHANISM FOR PERSISTENT ORGANIC POLLUTANTS IN THE CARIBBEAN	11.2013	200,000	32,709	149,850
130276 PREPARATORY ASSISTANCE FOR THE ESTABLISHMENT OF THE CARIBBEAN CENTRE FOR RENEWABLE ENERGY AND ENERGY EFFICIENCY	01.2014	137,931	128,735	0
140141 UNIDO INDUSTRIAL KNOWLEDGE BANK (IKB)	10.2014	64,980	1,852	0
140200				

Identification number and title	PAD issuance date	Total budget	Current year expenditure	Previous year expenditure
SUPPORT TO THE G77 CONFERENCE OF MINISTERS OF INDUSTRY ON NATURAL RESOURCE GOVERNANCE AND INDUSTRIALIZATION	08.2014	165,517	87,693	0
GLOBAL				
090041 AE/JPO MS. AMI OKAMOTO	09.2008	240,830	-29,486	227,602
090042 AE/JPO MS. HEDDA FEMUNDSENDEN	12.2008	193,753	-855	182,895
100035 GLOBAL PROMOTION, ADAPTATION AND APPLICATION OF INNOVATIVE CHEMICAL LEASING BUSINESS APPROACHES FOR SOUND CHEMICALS MANAGEMENT	09.2013	414,730	93,912	272,714
100050 JOINT UNIDO-UNEP PROGRAMME ON RESOURCE EFFICIENT AND CLEANER PRODUCTION (RECP) IN DEVELOPING AND TRANSITION COUNTRIES	02.2014	7,522,505	2,220,413	3,617,817
100081 STRENGTHENING COOPERATION BETWEEN UNIDO AND THE ENHANCED INTEGRATED FRAMEWORK (EIF)	12.2011	351,876	64,739	72,218
100175 SUPPORT TO THE ESTABLISHMENT AND DEVELOPMENT OF AN INTERNATIONAL CENTRE ON NANOTECHNOLOGY (ICN)	01.2012	454,545	736	316,779
100340 REDUCTION OF TOXIC POLLUTION THREATENING THE ENVIRONMENT AND THE HEALTH OF VULNERABLE COMMUNITIES	01.2012	5,276,210	2,111,976	3,099,950
101120 SUPPORT TO THE AGRI-BUSINESS AND AGRO-INDUSTRY DEVELOPMENT INITIATIVE	08.2010	1,329,548	79,021	1,401,936
102044 OPERATIONAL PHASE OF THE INTERNATIONAL CENTRE FOR ADVANCEMENT OF MANUFACTURING TECHNOLOGY (ICAMT)	05.2008	1,940,536	-37,343	1,887,169
102056 PROMOTION OF INDUSTRIAL INVESTMENT IN DEVELOPING COUNTRIES AND ECONOMIES IN TRANSITION - ITPO UK (CONTINUATION OF PROJECT TF/GLO/03/008)	07.2008	562,902	12,476	574,496
102057 UNIDO - BUSINESS PARTNERSHIP PROGRAMME: ICT FOR DEVELOPMENT	08.2008	152,291	-1,500	156,121
102062, 120117, 130209 STRENGTHENING THE LOCAL PRODUCTION OF ESSENTIAL MEDICINES IN DEVELOPING COUNTRIES THROUGH ADVISORY AND CAPACITY-BUILDING SUPPORT	03.2011	6,212,449	1,435,105	2,615,572
102080 UNIDO CENTRE FOR INTERNATIONAL INDUSTRIAL COOPERATION IN THE RUSSIAN FEDERATION	12.2007	1,576,674	149,862	1,247,613
102085, 130292 UNIDO INVESTMENT AND TECHNOLOGY PROMOTION OFFICE FOR CHINA IN BEIJING	03.2011	3,122,167	1,112,919	1,898,698

Identification number and title	PAD issuance date	Total budget	Current year expenditure	Previous year expenditure
102106 SERVICE DE L'ONUDI EN FRANCE/BUREAU DE PARIS POUR LE RENFORCEMENT DE LA COOPERATION INDUSTRIELLE ENTRE LA FRANCE ET LES PAYS EN DEVELOPPEMENT (POURSUITE DU PROJET UE/GLO/04/004)	01.2009	7,014,858	126,557	7,008,977
102108 PROGRAMME TO INCREASE AVAILABILITY OF HIGH QUALITY AND SAFEFOOD AND REDUCE POST HARVEST LOSSES IN ACP COUNTRIES: ESTABLISHMENT OF ETRACE AS AN EXCELLENCE CENTRE FOR TRACEABILITY AND AGRIBUSINESS TRADE DEVELOPMENT	07.2009	1,032,927	-561	1,046,760
102109, 130290 UNIDO SERVICE IN ITALY FOR THE PROMOTION OF INDUSTRIAL INVESTMENT AND TECHNOLOGY AND FOR COLLABORATION BETWEEN ITALIAN AND DEVELOPING COUNTRY ENTERPRISES (SMES)	05.2009	8,124,357	662,924	6,998,038
102132, 130308 UNIDO INVESTMENT AND TECHNOLOGY PROMOTION OFFICE IN SEOUL, REPUBLIC OF KOREA	03.2009	1,708,602	337,391	1,277,391
102133, 130257 UNIDO SERVICE IN JAPAN FOR THE PROMOTION OF INDUSTRIAL INVESTMENT IN DEVELOPING COUNTRIES (INVESTMENT AND TECHNOLOGY PROMOTION OFFICE)	09.2013	9,484,533	1,494,709	4,922,088
102134, 130278 ITPO BAHRAIN	02.2011	7,255,093	1,143,203	4,764,400
103085 ESTABLISHING SUSTAINABLE LIQUID BIOFUELS PRODUCTION WORLDWIDE (A TARGETED RESEARCH PROJECT)	12.2010	716,865	-4,147	701,735
103155 TEGLO11030 - RETF PRE-PIF FUNDS GEF 5	10.2011	436,734	65,246	305,031
104041 DEVELOPMENT OF THE GUIDELINES FOR UPDATING OF NATIONAL IMPLEMENTATION PLANS (NIPS) UNDER THE STOCKHOLM CONVENTION	04.2011	737,981	15,496	703,936
104079 FACILITATOR MECHANISM FOR THE ESTABLISHMENT OF AN INTERNATIONAL INDUSTRIAL BIOTECHNOLOGY NETWORK (IIBN)	10.2009	1,510,185	267,649	714,116
105100 MOBILIZING CO-FINANCING FOR MULTILATERAL FUND FUNDED PROJECTS BASED ON THE "MONETIZATION" OF THEIR CLIMATE BENEFITS	06.2011	200,000	23,929	175,425
106019 TRADE STANDARDS COMPLIANCE REPORT	11.2008	251,349	-5,636	264,033
106021 TSCR-TRADE STANDARDS COMPLIANCE REPORT	03.2011	407,213	20,735	384,444
106023 UNIDO/DG SANCO - DEVELOPMENT & PILOT APPLICATIONS OF A FOOD SAFETY ALERT RAPID RESPONSE FACILITY	06.2011	709,027	217,797	380,663
106079 TRADE CAPACITY-BUILDING RESOURCE GUIDE (WEB-BASED INTERACTIVE TOOL)	08.2011	181,834	4,016	179,153

Identification number and title	PAD issuance date	Total budget	Current year expenditure	Previous year expenditure
107033 ENHANCING IT COOPERATION AND PARTNERSHIPS IN THE ASIA-PACIFIC REGION	03.2009	34,876	2,989	21,946
107037 ENHANCING IT COOPERATION AND PARTNERSHIPS IN THE ASIA-PACIFIC REGION	02.2009	333,138	8,694	283,225
108005 BUFFER ACCOUNT FOR TRUST FUND	05.2011	5,471	2,641	5,471
108007 ESTABLISHMENT OF A UNIDO CENTRE FOR SOUTH-SOUTH INDUSTRIAL COOPERATION, BEIJING, CHINA	06.2008	981,225	-22,812	971,485
108010 2011 SUPPORT FOR UN -ENERGY: LAUNCHING THE GLOBAL CAMPAIGN AND PREPARING FOR THE 2012 INTERNATIONAL YEAR OF SUSTAINABLE ENERGY FOR ALL	07.2011	383,848	-13,190	386,742
108043 SUPPORT TO THE UN SECRETARY-GENERAL'S INITIATIVE ON SUSTAINABLE ENERGY FOR ALL - DANISH CONTRIBUTION	09.2011	99,002	-843	98,876
109003 GLOBAL KNOWLEDGE MANAGEMENT SYSTEM FOR PRIVATE SECTOR DEVELOPMENT (PSD)	08.2010	705,608	845	712,328
109007 ASSOCIATE EXPERT/JPO MR. PHILIPP NEUERBURG	09.2010	364,480	5,057	365,503
109014 REVIEW OF CIP INDEX METHODOLOGY	07.2011	79,313	17,915	57,549
109029 INDUSTRIAL POLICY SUPPORT FUND	11.2011	824,226	88,581	83,695
110041 UNIDO-UNU JOINT PHD RESEARCH	12.2011	82,491	0	77,395
120001 ASSOCIATE EXPERT (JPO) ON PRIVATE SECTOR DEVELOPMENT	01.2012	253,513	6,517	252,009
120002 ASSOCIATE EXPERT (JPO) - MS. SUNYOUNG SUH	01.2012	217,307	58,556	125,048
120005 VIENNA ENERGY FORUM 2013: ONE YEAR AFTER RIO+20: THE ENERGY FUTURE WE WANT	05.2012	835,675	104	805,267
120044 UNITED NATIONS GLOBAL SOUTH-SOUTH DEVELOPMENT EXPO 2012	05.2013	760,956	115,706	416,637
120052 IMPACT OF GREEN INDUSTRIAL INVESTMENT ON EMPLOYMENT	04.2013	318,215	43,822	273,209
120059 UNIDO SUPPORT FOR THE DEVELOPMENT AND PROMOTION OF UNIDO-GEF ACTIVITIES AND PROJECTS	04.2012	309,466	137,955	163,544
120064 ORGANIZATION OF GREEN TECHNOLOGY EXHIBITION AT RIO+20 UNITED NATIONS CONFERENCE ON SUSTAINABLE DEVELOPMENT	04.2012	388,485	-14,048	402,533
120071 PREPARATORY ASSISTANCE FOR THE CLIMATE TECHNOLOGY CENTER & NETWORK (CTC&N)	02.2012	59,622	5,294	50,271

Identification number and title	PAD issuance date	Total budget	Current year expenditure	Previous year expenditure
120098 STRENGTHENING OF THE OPERATION PHASE OF THE UNIDO CENTER FOR SOUTH-SOUTH INDUSTRIAL COOPERATION PHASE II	05.2013	295,131	101,859	58,577
120107 UNIDO GREEN INDUSTRY INITIATIVE PHASE II	03.2013	1,005,182	338,072	637,009
120193 UNIDO AT RIO+20	03.2012	651,088	10,286	606,563
120199 CREATING A COMPETITIVE EDGE THROUGH AGRICULTURAL MECHANIZATION AND POST-HARVEST TECHNOLOGY IN DEVELOPING COUNTRIES	04.2012	81,540	9,436	67,303
120212 LEARNING AND KNOWLEDGE DEVELOPMENT FACILITY: A SIDA-UNIDO MANUFACTURING SKILLS DEVELOPMENT RESOURCE	08.2012	1,055,445	247,499	194,881
120240 THEMATIC EVALUATION - TCB TRUST FUND	04.2012	91,672	9,976	27,605
120244 ROUND TABLE OF ASIA 2050: CHALLENGES AND OPPORTUNITIES FOR GLOBAL PROSPERITY	07.2012	181,373	-6,000	180,046
120249 SUPPORT PROGRAMME FOR CCA/UNDAF/DAO ACTIVITIES AND TC PORTFOLIO DEVELOPMENT BY UNIDO FIELD UNITS	05.2012	1,002,355	235,225	747,789
120291 INTERNATIONAL WORKSHOPS ON SUSTAINABLE PRODUCTION IN LEATHER, ACCREDITATION AND RECYCLING TECHNOLOGIES	02.2013	148,612	51,360	91,887
120310 GREEN INDUSTRIAL SKILLS FOR SUSTAINABLE DEVELOPMENT - RISKS AND CHALLENGES FOR LEAST DEVELOPED COUNTRIES	12.2012	377,409	28,716	310,086
120358 UNIDO PARTICIPATION IN ALPBACH POLITICAL SYMPOSIUM 2012	07.2012	22,625	4,753	18,558
120401 DEMONSTRATION PROJECTS ON ALTERNATIVES TO METHYL BROMIDE FOR QUARANTINE AND PRE-SHIPMENT (QPS) APPLICATIONS	12.2012	134,873	23,885	75,681
120444 CLIMATE TECHNOLOGY CENTER & NETWORK (CTCN)	10.2013	1,318,644	309,477	1,863
120449 STRENGTHENING GENDER MAINSTREAMING IN UNIDO PROGRAMMES	10.2012	313,772	115,747	170,278
120468 SUMMER COURSE: GREEN INDUSTRY: PATHWAYS TOWARDS THE INDUSTRY OF THE FUTURE	09.2012	66,020	-1,337	62,882
120483 RAPID RESPONSE FOR SHORT-TERM ADVISORY SERVICES TO NSOS AND IMPROVEMENT OF THE QUALITY OF QUARTERLY PRODUCTION REPORTS	10.2012	100,843	45,968	45,650
120496 YOUTH EMPLOYMENT AND GENDER	11.2012	41,581	5,476	29,350
120546 SUSTAINABLE INDUSTRIAL DEVELOPMENT:	10.2012	76,156	39,729	36,781

Identification number and title	PAD issuance date	Total budget	Current year expenditure	Previous year expenditure
EXPERIENCE OF BRICS IN ACHIEVING COMPETITIVENESS, INNOVATION AND JOB CREATION 120547				
STRATEGIC PARTNERSHIPS WITH MEMBER STATES 120560	12.2012	263,793	77,664	56,258
IDENTIFICATION AND DISSEMINATION OF GOOD PRACTICES IN QUALITY INFRASTRUCTURE DEVELOPMENT - INCREASING AID EFFECTIVENESS 120563	11.2012	91,634	3,018	64,798
UNIDO ENGAGEMENT WITH THE POST-2015 DEVELOPMENT AGENDA AND SUSTAINABLE DEVELOPMENT GOALS PROCESSES 120601	12.2012	403,581	154,196	181,130
LOW CARBON LOW EMISSION CLEAN ENERGY TECHNOLOGY TRANSFER PROGRAMME 120620	08.2013	4,974,809	1,571,460	230,629
COORDINATION OF WORLD WATER DAY CELEBRATIONS AND PRODUCTION OF WWDR 5 BY UNIDO 120634	02.2013	99,389	42,084	56,726
IOMC TOOLBOX FOR DECISION MAKING IN CHEMICALS MANAGEMENT - PHASE II: MODIFICATION, EXPANSION AND PROMOTION 120641	07.2014	83,802	80,642	0
UNDG THEMATIC CONSULTATIONS ON ENERGY: POST-2015 DEVELOPMENT AGENDA AND THE ENERGY FUTURE WE WANT FOR ALL 120642	04.2013	53,982	4,593	33,185
DEVELOPMENT OF UNIDO OPERATIONAL STRATEGY FOR SOUTH-SOUTH AND TRIANGULAR COOPERATION 120651	12.2012	27,014	11,550	14,410
INTERGOVERNMENTAL CONSULTATIONS AS A PREPARATION FOR THE HIGH-LEVEL CONFERENCE ON MIDDLE-INCOME COUNTRIES (MICS) IN COSTA RICA IN 2013 130005	02.2013	100,580	27,716	70,213
PUBLICATION OF WORLD SMALL HYDROPOWER REPORT 2013 130010	05.2013	57,554	13,362	44,537
SUSTAINABLE ENERGY FOR ALL 130027	02.2013	119,048	-4,171	116,552
THEMATIC EVALUATION OF UNIDO'S POST-CRISIS INTERVENTIONS. PERIOD COVERED: 2004-2012 130052	02.2013	40,139	-16	31,814
INDEPENDENT THEMATIC EVALUATION. UNIDO'S PUBLIC PRIVATE PARTNERSHIPS 130090	02.2013	61,209	20,069	21,209
PARTNERSHIP FOR ACTION ON GREEN ECONOMY (PAGE): SUPPORTING CHANGE FOR THE FUTURE WE WANT 130092	06.2014	841,026	319,564	0
UNIDO CONTRIBUTION TO THE FIFTH TOKYO INTERNATIONAL CONFERENCE ON AFRICAN DEVELOPMENT (TICAD V) 2013 130107	03.2013	213,021	37,579	137,961
HIGH-LEVEL DIALOGUES AND INDUSTRY LEADERS ROUNDTABLE AT THE HIGH-LEVEL CONFERENCE OF MIDDLE-INCOME COUNTRIES (MICS)	05.2013	100,583	25,021	70,625

Identification number and title	PAD issuance date	Total budget	Current year expenditure	Previous year expenditure
130114 UNIDO SUPPORT FOR THE NEW IMPLEMENTATION ARRANGEMENTS FOR THE SUSTAINABLE ENERGY FOR ALL INITIATIVE (SE4ALL)	04.2013	604,500	290,603	305,064
130125 EGM ON NATURAL SUBSTANCES	05.2013	100,434	0	75,883
130126 PHASE II - IMPLEMENTING THE “STRATEGIC FRAMEWORK FOR UNIDO PARTNERSHIPS WITH MULTINATIONAL COMPANIES AND PRIVATE SECTOR”	05.2013	270,846	88,838	126,441
130142, 130246, 140194 ADVOCACY SUPPORT FOR MAJOR UNIDO EVENTS	07.2013	295,317	176,020	69,646
130159 STRATEGIC POSITIONING OF UNIDO'S MANDATE IN THE POST-2015 DEVELOPMENT AGENDA AND SUSTAINABLE DEV GOALS (SDGS) AT UNHQ	05.2013	100,599	28,925	71,560
130207 ENHANCING THE QUALITY OF UNIDO’S DEVELOPMENT INTERVENTIONS THROUGH EVIDENCE-BASED MONITORING AND ASSESSMENT	09.2013	91,631	1,313	0
130225 ORGANIZATION OF AN AUDITORIUM SESSION: PRODUCTIVE WORK FOR YOUTH AT THE EUROPEAN DEVELOPMENT DAYS	08.2013	24,000	-1,355	19,022
130239 SUPPORT THE STRUCTURAL AND INDUSTRIAL POLICY PROCESS IN DEVELOPING COUNTRIES PHASE 1: INDUSTRIAL DIAGNOSIS & STRATEGY	12.2013	639,969	254,471	0
130240 LAUNCH OF THE INDUSTRIAL DEVELOPMENT REPORT 2013	10.2013	102,069	82,156	0
130242 SUMMER COURSE: GREEN INDUSTRY - PATHWAYS TOWARDS THE INDUSTRY OF THE FUTURE	10.2013	89,655	80,499	0
130245 ORGANIZATION OF THE AFRICA INDUSTRIALIZATION DAY 2013 AT HEADQUARTERS AND IN SELECTED FIELD OFFICES	10.2013	160,511	28,245	110,445
130275 SUPPORTING THE UNIDO CERNTRE FOR SOUTH-SOUTH INDUSTRIAL COOPERATION IN CHINA (2ND PHASE)	12.2013	1,489,000	194,210	0
130288 SIDE-EVENT IN THE FRAMEWORK OF THE 15TH GENERAL CONFERENCE: MEETING STANDARDS WINNING MARKETS: TRADING THOUGH VALUE CHAINS	11.2013	30,100	-55	17,204
130289 FOSTERING WOMEN'S EMPOWERMENT THROUGH GENDER MAINSTREAMING SUSTAINABLE ENERGY PROGRAMMES AND INITIATIVES	05.2014	38,540	12,973	0
130316 INTEGRATED INDUSTRIAL UPGRADING AND ENTERPRISE DEVELOPMENT APPROACH	04.2014	973,805	582,646	0
140006 UNIDO SPONSORSHIP OF SEED GENDER EQUALITY AWARD IN 2014	02.2014	55,910	50,026	0
140041				

Identification number and title	PAD issuance date	Total budget	Current year expenditure	Previous year expenditure
WOMEN IN GREEN INDUSTRY SUBCHAPTER OF THE GREEN INDUSTRY PLATFORM 140049	06.2014	57,430	40,064	0
STRATEGIC POSITIONING OF UNIDO'S MANDATE OF INCLUSIVE AND SUSTAINABLE INDUSTRIAL DEVELOPMENT (ISID) IN THE INTERNATIONAL DEVELOPMENT AGENDA AT UNHQ 140060	02.2014	183,331	104,258	0
INTER-AGENCY NETWORK ON YOUTH DEVELOPMENT (IANYD) - UNIDO YEAR OF CO-CHAIRPERSONSHIP 140073	02.2014	250,762	119,099	0
JPO FUNDED BY JAPAN AT ABD UNIT 140074	04.2014	167,653	101,181	0
JPO AT CBL UNIT FUNDED BY JAPAN 140078	04.2014	193,863	114,772	0
GLOBAL UNDG DIALOGUE ON THE POST-2015 DEVELOPMENT AGENDA: "ENGAGING WITH THE PRIVATE SECTOR" 140079	05.2014	95,273	66,727	0
STRATEGIC POSITIONING OF UNIDO AND ISID IN THE POST-2015 DEVELOPMENT AGENDA: GLOBAL CAMPAIGN 140084	04.2014	769,798	232,170	0
SUPPORT PROGRAMME FOR MAINSTREAMING UN SYSTEM WIDE COHERENCE AND DELIVERING AS ONE THROUGH THE DEVELOPMENT OF CCA/UNDAF/DAO ACTIVITIES AND TECHNICAL COOPERATION PORTFOLIO AT UNIDO FIELD LEVEL 140091	10.2014	413,793	6,604	0
20 YEARS STATISTICS IN THE SERVICE OF THE NATIONS FOR INDUSTRIALIZATION: THE PAST AND FUTURE OF UNIDO STATISTICS 140109	03.2014	103,448	58,710	0
TWO UNIDO FORA ON I) STRATEGIES AND INSTRUMENTS AND ON II) FUNDS MOBILIZATION AND PARTNERSHIPS FOR INDUSTRIAL PARKS FOR INCLUSIVE AND SUSTAINABLE DEVELOPMENT 140149	04.2014	1,134,956	888,515	0
THEMATIC EVALUATION ON THE IMPLEMENTATION OF THE EXPANDED UNIDO MEDIUM-TERM PROGRAMME FRAMEWORK 2010-2013 140151	06.2014	34,483	28,787	0
JOINT MISSIONS AND ACTIVITIES WITH INTERNATIONAL ORGANIZATIONS 140154	06.2014	20,690	1,030	0
THEMATIC EVALUATION UNIDO TRUST FUND ON RENEWABLE ENERGY 140159	06.2014	48,276	37,493	0
EVALUATION OF GLOBAL ENVIRONMENT FACILITY (GEF) PROJECTS 140163	06.2014	41,379	33,773	0
ROADMAP TO THE 3RD INTERNATIONAL CONFERENCE ON SMALL ISLAND DEVELOPING STATES AND BEYOND 140164	05.2014	93,122	67,887	0
TRAINING & CAPACITY-BUILDING OF PARTNERS 140193	06.2014	55,172	37,006	0
GLOBAL PILOT AND DEMONSTRATION OF	09.2014	115,265	2,934	0

Identification number and title	PAD issuance date	Total budget	Current year expenditure	Previous year expenditure
CO-PROCESSING OF SOLID WASTE IN CEMENT PRODUCTION				
140201				
ORGANIZATION OF THE AFRICA INDUSTRIALIZATION DAY 2013 AT HEADQUARTERS AND IN SELECTED FIELD OFFICES	08.2014	120,428	83,784	0
140205				
GLOBAL CHEMICAL LEASING AWARD 2014 JOINT INITIATIVE OF UNIDO, THE AUSTRIAN FEDERAL MINISTRY FOR AGRICULTURE, FORESTRY, ENVIRONMENT AND WATER MANAGEMENT (BMLFUW), THE GERMAN FEDERAL MINISTRY FOR THE ENVIRONMENT, NATURE CONSERVATION AND NUCLEAR SAFETY (BMUB)	09.2014	55,172	49,796	0
140286				
SUPPORT FOR THE PRODUCTION OF 2016 INDUSTRIAL DEVELOPMENT REPORT	11.2014	188,966	149,440	0
140290				
UNIDO ENGAGEMENT WITH UN WATER	12.2014	43,722	3,000	0
INTERREGIONAL				
100008				
UNISWORK X - XIV: INTERNAT WORKSHOP AND STUDY TOUR PROGRAMME ON FOOD PROCESSING, PACKAGING AND CONTROL OF MYCOTOXINS IN FOODSTUFFS	12.2011	231,108	46,683	139,440
100177				
WORKSHOP SERIES ON CLEAN-ROOM TRAINING	05.2012	265,491	90,141	175,475
102086				
INTERREGIONAL PROGRAMME ON CAPACITY-BUILDING FOR TRANSFER OF ENERGY-EFFICIENT AND ECO-FRIENDLY TECHNOLOGIES AND PROMOTION OF LOCAL INVESTMENTS IN THE AREA OF MATERIALS BASED ON LOCAL RESOURCES FOR LOW COST HOUSING IN AFRICA, ASIA AND LATIN AMERICA	03.2005	77,620	-3,901	76,926
102110				
OPTIMA - PROGRAMME D'APPUI A LA PROMOTION DES INVESTISSEMENTS ET DE PARTENARIATS INDUSTRIELS DANS L'AGROALIMENTAIRE ET L'AGRO-INDUSTRIE ENTRE LA FRANCE ET UNE SELECTION DE PAYS EN DEVELOPPEMENT	09.2008	285,261	-2,225	269,785
102111				
INTERREGIONAL PROJECT TO PROMOTE SME ORIGIN AND EXPORT CONSORTIA	05.2011	1,170,533	184,458	902,916
102139				
INTERREGIONAL PROGRAMME ON CAPACITY-BUILDING FOR TRANSFER OF ENERGY-EFFICIENT AND ECO-FRIENDLY TECHNOLOGIES AND PROMOTION OF LOCAL INVESTMENTS IN THE AREA OF MATERIALS BASED ON LOCAL RESOURCES FOR LOW COST HOUSING IN AFRICA, ASIA AND LATIN AMERICA	06.2005	176,991	-13,527	176,763
102140				
CAPACITY-BUILDING OF AFRICAN IPA FOR INVESTMENT PROMOTION BETWEEN AFRICA AND SOUTH KOREA	08.2010	265,486	2,607	261,561
102173				

Identification number and title	PAD issuance date	Total budget	Current year expenditure	Previous year expenditure
UNIDO-HP COOPERATION FOR ENTREPRENEURSHIP AND IT CAPACITY BUILDING IN AFRICA, ASIA, LATIN AMERICA AND THE MIDDLE EAST	10.2011	966,759	302,241	499,520
103093 ESTABLISHMENT AND OPERATION OF INTERNATIONAL CENTRE FOR HYDROGEN ENERGY TECHNOLOGY (ICHET)	04.2004	28,360,639	-20,286	25,679,255
103136 STRENGTHENING OF THE INTERNATIONAL SOLAR ENERGY CENTRE FOR TECHNOLOGY PROMOTION AND TRANSFER (ISEC), SECOND PHASE	12.2009	406,337	-776	340,481
104058 TRANSFER OF ENVIROMENATAL SOUND TECHNOLOGY IN THE SOUTH MEDITERRANEAN REGION	11.2008	1,779,012	-14	1,790,338
106030 SUPPORT THE IMPLEMENTATION OF THE REGIONAL ARAB STANDARDIZATION STRATEGY WITH FOCUS ON THE REGIONAL COORDINATION ON ACCREDITATION	01.2011	1,909,058	350,832	1,511,272
106056 TRADE CAPACITY-BUILDING FOR ECO MEMBER STATES IN STANDARDS, METROLOGY, TESTING AND QUALITY (SMTQ)	02.2009	201,895	3,450	194,650
107115 EXPERT GROUP MEETING ON YOUTH PARTICIPATION IN INCLUSIVE ECONOMIC DEVELOPMENT IN THE MENA REGION (24-25 NOVEMBER 2011) - LESSONS LEARNED IN THE REGION AND THE WAY FORWARD	09.2011	39,395	2,102	37,653
108004 ESTABLISHMENT OF UNIDO INVESTMENT AND TECHNOLOGY PROMOTION OFFICE (ITPO) NETWORK IN EURASEC MEMBER STATES	03.2010	1,938,686	-8,757	1,952,246
108048 PARTICIPATION OF HIGH-LEVEL DIGNITARIES IN VARIOUS EVENTS	10.2011	58,151	-4,656	25,358
109019, 120006 PRESENTATION OF UNIDO BOOK ON AGRIBUSINESS FOR AFRICA'S PROSPERITY	01.2012	493,588	-36,572	312,527
120003 SOUTH-SOUTH POLICY ADVICE SUPPORTING HYDRO ENERGY AND RELATED INVESTMENTS (BRAZIL-SADC)	01.2012	12,921	12,714	88,644
120020 TECHNOLOGY AND INNOVATION FOR DEVELOPMENT OF SMES (IN SUPPORT OF BRICS SUMMIT DECLARATION 2011)	10.2012	728,480	274,795	242,026
120037 SADC AGRIBUSINESS PROMOTION CONFERENCE - UNLOCKING THE POTENTIAL THROUGH GERMAN INVESTMENT IN LOCAL VALUE ADDITION	04.2012	108,959	-3,580	108,831
120091 EURASIA INTERREGIONAL COOPERATION FOR EXPLORING INCLUSIVE GREEN INDUSTRIAL GROWTH (PILOT PHASE)	04.2013	200,000	112,119	73,319
120347 TRADE CAPACITY-BUILDING TRAINING PROGRAMME IN CENTRAL ASIA, CAUCASUS AND WESTERN CIS	10.2012	173,070	94,220	69,373
120350 ADDRESSING EMERGING STANDARDS AND	12.2012	84,655	69,960	7,816

Identification number and title	PAD issuance date	Total budget	Current year expenditure	Previous year expenditure
CERTIFICATION SYSTEMS IN THE FIELD OF SUSTAINABLE ENERGY				
120406 PA PHASE - SOUTH PACIFIC 3ADI TUNA FISHERIES VCS PROJECT ON DEVELOPEMNT OF SMALL-SCALE BUSINESSES	02.2013	134,316	33,092	88,963
130034 PRIVATE SECTOR DEVELOPMENT IN THE SOUTHERN MEDITERRANEAN - CULTURAL AND CREATIVE INDUSTRY CLUSTERS (REGIONAL ARAB)	01.2014	2,445,797	1,100,039	0
130096 PPG - STRENGTHENING OF NATIONAL INITIATIVES AND ENHANCEMENT OF REGIONAL COOPERATION FOR THE ENVIRONMENTALLY SOUND MANAGEMENT OF WEEE AND EEE IN THE LAC REGION	03.2014	200,000	181,424	0
130113 ACHIEVING GOOD GOVERNANCE AND SUSTAINABILITY THROUGH QUALITY POLICY FORMULATION IN THE ECO REGION	03.2014	237,330	48,275	0
130127 BUILDING UNIDO TRAINING PORTFOLIO IN THE AREAS OF SUSTAINABLE ENERGY AND GREEN INDUSTRY	08.2013	100,616	50,153	37,553
130135 LOCAL ECONOMIC DEVELOPMENT INITIATIVE FOR LAKE TANGANYIKA BASIN (BURUNDI, RWANDA, ZAMBIA, TANZANIA AND DRC)	02.2014	134,535	30,528	60,608
130157 2013 LEAST DEVELOPED COUNTRIES MINISTERIAL CONFERENCE	08.2013	771,385	69,489	579,497
130163 SWITCH MED, DEMONSTRATION AND NETWORKING COMPONENTS	02.2014	7,699,132	3,814,130	0
130172 PREPARATORY ASSISTANCE FOR DEVELOPING A NATIONAL QUALITY INFRASTRUCTURE DEVELOPMENT PROJECT FOR ECO MEMBER COUNTRIES	07.2013	15,438	3,581	10,860
130187 STRENGTHENING RELATIONSHIPS WITH MEMBER STATES	08.2013	532,427	56,301	330,494
130305 PA - YOUTH ENTREPRENEURSHIP SKILLS DEVELOPMENT INITIATIVE (YES-DI) EAST AFRICA	04.2014	36,546	35,074	0
140026 PROMOTING WOMEN EMPOWERMENT FOR ISID IN THE MENA REGION	04.2014	26,973	22,203	0
140029 PROMOTION OF THE ADOPTION OF SUSTAINABLE CONSUMPTION AND PRODUCTION PATTERNS, IN PARTICULAR RESOURCE EFFICIENCY	09.2014	64,651	1,262	0
140046 ASSISTANCE TECHNIQUE SUR LES NORMES SPS ET LA CHAINE DE VALEUR POUR FACILITER L'ACCÈS AUX MARCHÉS INTERNATIONAUX AUX PÊCHEURS ARTISANS DE L'AFRIQUE DE L'OUEST	05.2014	124,138	103,354	0