

# Appendices

## CONTENTS

- A. Operational statistics
- B. Project approvals under voluntary contributions
- C. Technical cooperation with the least developed countries (LDCs)
- D. Regular programme of technical cooperation
- E. Appointments of Individual Service Agreements (ISA) holders
- F. Agreements and other Arrangements concluded in 2014
- G. Country promotion presentations/seminars organized by Investment and Technology Promotion Offices (ITPOs)
- H. Procurement
- I. Field representation
- J. Overview of UNIDO workforce
- K. Staff development
- L. Industrial statistics
- M. List of technical cooperation activities

This document has been produced without formal United Nations editing. The designations employed and the presentation of the material in this document do not imply the expression of any opinion whatsoever on the part of the Secretariat of the United Nations Industrial Development Organization (UNIDO) concerning the legal status of any country, territory, city or area or of its authorities, or concerning the delimitation of its frontiers or boundaries, or its economic system or degree of development. Designations such as “developed”, “industrialized” or “developing” are intended for statistical convenience and do not necessarily express a judgement about the stage reached by a particular country or area in the development process. Mention of firm names or commercial products does not constitute an endorsement by UNIDO.



**APPENDIX A**  
**OPERATIONAL STATISTICS**  
*List of tables*

- 1A. Expenditure, 2011 to 2014
- 1B. Expenditure 2014 by donor
2. Technical cooperation programmes: project budget approvals and expenditure, 2011 to 2014
- 3A. Technical cooperation activities: project/grant approvals in 2013 and 2014 by source of funds
- 3B. Technical cooperation activities: value of net project approvals in 2014 by region and source of funds
4. Expenditure on technical cooperation activities in 2013 and 2014 by source of funds and project component
5. Expenditure on technical cooperation activities in 2014 by thematic and geographical areas
6. Expenditure on technical cooperation activities by geographical area, 2011 to 2014
7. Technical cooperation activities: project expenditure in 2014 by geographical area
8. Regular and operational budget expenditure by programme and object of expenditure in 2014

*Table 1A*  
*Expenditure, 2011 to 2014*

	2011	2012	2013	2014 <sup>f</sup>
	(In millions of US dollars)			
Technical cooperation programmes <sup>a</sup>				
UNIDO regular budget <sup>b</sup>	5.4	6.4	6.7	6.2
UNDP core funds and UNDP trust funds as of 2005 <sup>c</sup>	2.5	1.6	0.4	0.8
Industrial Development Fund (IDF)	22.0	18.1	22.6	22.2
Montreal Protocol	27.3	53.3	58.9	38.8
Self-financed trust funds	4.8	4.7	6.2	3.6
Third party-financed trust funds	38.5	42.0	32.6	28.8
Global Environment Facility (GEF)	25.1	27.6	32.5	45.7
Other trust funds <sup>d</sup>	22.2	18.3	9.1	4.9
European Union (EU)	18.9	17.2	11.5	20.2
Total technical cooperation programmes	166.7	189.2	180.5	171.2
	(In millions of euros) <sup>e</sup>			
Budgetary activities (Headquarters and field)				
Regular budget (excluding technical cooperation)	72.4	64.3	70.8	58.7
Programme support costs	11.0	13.0	14.0	15.0
Total budgetary activities (Headquarters and field)	83.4	77.3	84.8	73.7

<sup>a</sup> The total expenditure in 2014 would amount to US\$ 173.4 million, including Special Resources for Africa.

<sup>b</sup> Regular Programme of Technical Cooperation.

<sup>c</sup> Combines all UNDP funds, including UNDP-administered trust funds but excludes UNDP-funded GEF.

<sup>d</sup> Includes projects/grants financed from other United Nations agencies and funds, One United Nations funds, Spain MDG Achievement Fund, the Common Fund for Commodities (CFC), co-financed investment promotion services (IPS) activities and others.

<sup>e</sup> As of 2002, UNIDO's programme and budgets are euro based.

<sup>f</sup> Of which euro-based projects expenditures amount to €4.6 million in the UNIDO regular budget, €8.4 million in IDF, €10 million in trust funds, €0.3 million in other trust funds and €15.1 million in the EU fund.

*Table 1B*  
*Expenditure 2014 by donor*

	<i>US dollar-based (In US\$ 000)</i>	<i>Euro-based (In € 000)</i>	<i>US dollar equivalent euro-based (In US\$ 000)</i>	<i>Total in equivalent US dollars (In US\$ 000)</i>
<b>IDF special purpose</b>				
Austria	1	1,224	1,624	1,625
Azerbaijan		14	18	18
Bahrain	910			910
China	2,010			2,010
Czech Republic		2	3	3
Denmark	(9)			(9)
Finland		99	134	134
Germany		647	854	854
India	466			466
Italy		1,016	1,353	1,353
Japan	3,054			3,054
Luxembourg		314	422	422
Nigeria	10			10
Poland		64	88	88
Portugal	318			318
Republic of Korea	328			328
Russian Federation	1,318			1,318
Slovenia		743	991	991
Spain			3	3
Switzerland	2,380	4,182	5,542	7,922
Turkey	175			175
Others	82	74	101	183
	11,043	8,379	11,133	22,176
<b>Self-financed trust funds</b>				
Cameroon	18			18
Chad	25			25
China	50	59	75	125
Colombia	24			24
Costa Rica	74			74
Côte d'Ivoire		46	61	61
Congo		8	13	13
Democratic People's Republic of Korea		40	54	54
Gabon	61			61
India	268			268
Iran (Islamic Republic of)	187			187
Kyrgyzstan		77	105	105
Nigeria	924			924
Oman	65			65
Paraguay	20			20
South Africa	(64)	689	883	819

	<i>US dollar-based (In US\$ 000)</i>	<i>Euro-based (In € 000)</i>	<i>US dollar equivalent euro-based (In US\$ 000)</i>	<i>Total in equivalent US dollars (In US\$ 000)</i>
Sudan		6	8	8
Syrian Arab Republic		25	32	32
Uruguay	171			171
Zambia	249			249
	2,072	950	1,231	3,303
<b>Trust fund (convertible currency)</b>				
Afghanistan	(35)			(35)
Austria	(15)	743	960	945
Cambodia	161			161
Canada	2,051			2,051
China	26			26
Denmark	(1)			(1)
Egypt	435			435
Germany	46	612	829	875
India	(6)			(6)
Israel		39	49	49
Italy	436	1,872	2,466	2,902
Japan	6,125			6,125
Kuwait		110	145	145
Morocco	7			7
Nigeria	45			45
Norway	49	2,277	3,006	3,055
Republic of Korea	405			405
Russian Federation	150			150
South Africa		(68)	(87)	(87)
Spain	804			804
Sweden	3,210	426	580	3,790
Switzerland	299			299
Turkey	(20)			(20)
United States of America	472			472
Others, including non-government	1,969	3,067	4,057	6,026
	16,613	9,078	12,005	28,618
<b>Trust fund (non-convertible currency)</b>				
China	512			512
	512			512
<b>European Union</b>	81	15,061	20,132	20,213

*Table 2*  
*Technical cooperation programmes: project budget approvals and expenditure, 2011 to 2014*  
*(In millions of US dollars)*

	2011	2012	2013	2014	2011	2012	2013	2014	2011	2012	2013	2014	2011	2012	2013	2014
	All sources of funds				UNIDO regular budget				UNDP core funds/trust funds <sup>a</sup>				Third party-financed trust funds			
Residual value of projects brought forward <sup>b</sup>	267.6	349.2	318.0	324.9	5.2	5.3	5.9	6.8	2.1	1.9	0.8	0.9	50.3	48.3	43.9	51.7
Value of project budgets approved in the year (net)	247.5	158.0	187.4	191.3	5.5	7.0	7.6	6.4	2.3	0.5	0.5	1.5	35.8	37.6	40.4	29.6
Total of approved projects under implementation	515.1	507.2	505.4	516.2	10.7	12.3	13.5	13.2	4.4	2.4	1.3	2.4	86.1	85.9	84.3	81.3
Expenditure	166.7	189.2	180.5	171.2	5.4	6.4	6.7	6.2	2.5	1.6	0.4	0.8	38.5	42.0	32.6	28.8
Residual value of projects carried forward	348.4	318.0	324.9	345.0	5.3	5.9	6.8	7.0	1.9	0.8	0.9	1.6	47.6	43.9	51.7	52.5
	Industrial Development Fund (IDF)				Montreal Protocol				Self-financed trust funds				Global Environment Facility (GEF) <sup>c</sup>			
Residual value of projects brought forward <sup>b</sup>	31.2	27.1	31.3	35.3	68.2	117.3	87.4	74.9	4.7	5.2	5.9	10.3	71.1	118.5	125.8	128.1
Value of project budgets approved in the year (net)	17.9	22.3	26.6	28.1	76.4	23.4	46.4	28.9	5.5	5.4	10.6	3.2	72.5	34.9	34.8	54.0
Total of approved projects under implementation	49.1	49.4	57.9	63.4	144.6	140.7	133.8	103.8	10.2	10.6	16.5	13.5	143.6	153.4	160.6	182.1
Expenditure	22.0	18.1	22.6	22.2	27.3	53.3	58.9	38.8	4.8	4.7	6.2	3.6	25.1	27.6	32.5	45.7
Residual value of projects carried forward	27.1	31.3	35.3	41.2	117.3	87.4	74.9	65.0	5.4	5.9	10.3	9.9	118.5	125.8	128.1	136.4
	Other trust funds <sup>d</sup>				European Union (EU)											
Residual value of projects brought forward <sup>b</sup>	22.3	15.9	7.3	4.7	12.5	9.7	9.7	12.2								
Value of project budgets approved in the year (net)	15.7	9.7	6.5	7.0	15.9	17.2	14.0	32.6								
Total of approved projects under implementation	38.0	25.6	13.8	11.7	28.4	26.9	23.7	44.8								
Expenditure	22.2	18.3	9.1	4.9	18.9	17.2	11.5	20.2								
Residual value of projects carried forward	15.8	7.3	4.7	6.8	9.5	9.7	12.2	24.6								

<sup>a</sup> Combines all UNDP funds, excluding UNDP funded GEF.

<sup>b</sup> Minor adjustments made for exchange rate variations in residual value brought forward.

<sup>c</sup> Includes all GEF related funds.

<sup>d</sup> Includes projects/grants financed from other United Nations agencies and funds, One United Nations funds, Spain MDG Achievement Fund, co-financed investment promotion services (IPS) activities, Common Fund for Commodities (CFC) and others.

**Table 3A**  
*Technical cooperation activities: project/grant approvals in 2013 and 2014 by source of funds*

Source of funds	New projects/grants approved			Existing projects/grants revised			Total net value of approvals/revisions (US\$ 000)
	Number of projects/grants	Value of projects/grants (US\$ 000)	Average value of projects/grants (US\$ 000)	Number of projects/grants	Value of revisions (US\$ 000)	Average value of revisions (US\$ 000)	
<b>2013</b>							
UNIDO regular budget	79	5,637	71	179	1,940	11	7,577
UNDP funds <sup>a</sup>	4	720	180	9	-193	-21	527
Industrial Development Fund (IDF)	43	16,835	392	182	9,783	54	26,618
Montreal Protocol <sup>b</sup>	26	35,425	1,363	246	10,971	45	46,396
Self-financed trust funds	8	8,162	1,020	41	2,426	59	10,588
Third party-financed trust funds	67	29,720	444	224	10,676	48	40,396
Global Environment Facility (GEF)	76	33,966	447	112	860	8	34,826
Other trust funds <sup>c</sup>	13	2,968	228	99	3,565	36	6,533
European Union (EU)	2	4,198	2,099	20	9,785	489	13,983
TOTAL	318	137,631	433	1,112	49,813	45	187,444
<b>2014</b>							
UNIDO regular budget	58	4,768	82	239	1,689	7	6,457
UNDP funds <sup>a</sup>	2	285	143	2	1,199	600	1,484
Industrial Development Fund (IDF)	33	17,446	529	158	10,639	67	28,085
Montreal Protocol <sup>b</sup>	72	42,666	593	72	-13,810	-192	28,856
Self-financed trust funds	11	2,641	240	12	579	48	3,220
Third party-financed trust funds	63	27,662	439	187	1,891	10	29,553
Global Environment Facility (GEF)	51	53,628	1,052	10	403	40	54,031
Other trust funds <sup>c</sup>	8	4,571	571	12	2,444	204	7,015
European Union (EU)	10	18,169	1,817	22	14,405	655	32,574
TOTAL	308	171,836	558	714	19,439	27	191,275

<sup>a</sup> Combines all UNDP funds, excluding UNDP funded GEF. Revisions shown in parentheses reflect value decrease at budget revision, after project and grant closure

<sup>b</sup> For the Montreal Protocol, the revisions shown in parentheses reflect the Montreal Protocol's splitting of existing grants into tranches of new, smaller grants, with no impact for net approval.

<sup>c</sup> Includes projects/grants financed from other United Nations agencies and funds, One United Nations funds, Spain MDG Achievement Fund, Common Fund for Commodities (CFC) and others.



*Table 3B  
Technical cooperation activities: value of net project approvals in 2014 by region and source of funds  
(In thousands of US dollars)*

<i>Source of funds</i>	<i>Africa (excluding African Arab States)</i>	<i>African Arab States</i>	<i>Asia and the Pacific (excluding Western Asian Arab States)</i>	<i>Western Asian Arab States</i>	<i>Europe and Central Asia</i>	<i>Latin America and the Caribbean</i>	<i>Global and interregional</i>	<i>Total</i>
UNIDO regular budget	429	104	477	148	401	550	4,348	6,457
UNDP funds <sup>a</sup>	1,439	0	0	0	0	0	45	1,484
Industrial Development Fund (IDF)	7,231	3,808	1,604	925	5,231	915	8,371	28,085
Montreal Protocol <sup>b</sup>	-599	1,276	20,790	3,891	-550	3,569	479	28,856
Self-financed trust funds	1,478	0	1,202	21	319	200	0	3,220
Third party-financed trust funds	10,036	-2,224	187	13,635	3,466	2,342	2,111	29,553
Global Environment Facility (GEF)	8,027	2	33,058	195	8,539	3,735	475	54,031
Other trust funds <sup>c</sup>	2,059	0	738	0	364	0	3,854	7,015
European Union (EU)	16,996	1,827	3,129	0	417	381	9,824	32,574
<b>TOTAL</b>	<b>47,096</b>	<b>4,793</b>	<b>61,185</b>	<b>18,815</b>	<b>18,187</b>	<b>11,692</b>	<b>29,507</b>	<b>191,275</b>
Total Africa	51,889							
Total Arab States	23,608							

<sup>a</sup> Combines all UNDP funds, excluding UNDP funded GEF. Revisions shown in parentheses reflect value decrease at budget revision, after project and grant closure.

<sup>b</sup> For the Montreal Protocol, the revisions shown in parentheses reflect the Montreal Protocol's splitting of existing grants into tranches of new, smaller grants, with no impact for net approval.

<sup>c</sup> Includes projects/grants financed from other United Nations agencies and funds, One United Nations funds, Spain MDG Achievement Fund, Common Fund for Commodities (CFC) and others.

**Table 4**  
*Expenditure on technical cooperation activities in 2013 and 2014 by source of funds and project component*

Source of funds	Project personnel		Subcontracts US\$ 000	Fellowships and training US\$ 000	Equipment US\$ 000	Miscellaneous expenses US\$ 000	Total US\$ 000
	Number of experts' work-months	US\$ 000					
<b>2013</b>							
UNIDO regular budget	351	4,571	781	928	159	244	6,683
UNDP funds <sup>a</sup>	20	238	95	-1	64	7	403
Industrial Development Fund (IDF)	320	10,390	7,743	2,206	1,983	265	22,587
Montreal Protocol	77	3,706	48,263	224	6,443	265	58,901
Self-financed trust funds	86	2,648	1,292	109	2,053	103	6,205
Third party-financed trust funds	750	15,332	8,703	4,372	3,371	854	32,632
Global Environment Facility (GEF)	371	11,210	14,666	1,645	4,453	490	32,464
Other trust funds <sup>b</sup>	509	4,110	1,462	969	1,104	1,498	9,143
European Union (EU)	240	5,617	3,366	763	1,430	351	11,527
<b>TOTAL</b>	<b>2,724</b>	<b>57,822</b>	<b>86,371</b>	<b>11,215</b>	<b>21,060</b>	<b>4,077</b>	<b>180,545</b>
<b>2014</b>							
UNIDO regular budget	504	4,610	407	748	185	206	6,156
UNDP funds <sup>a</sup>	30	378	-10	73	365	6	812
Industrial Development Fund (IDF)	478	11,556	6,861	1,999	1,050	710	22,176
Montreal Protocol	129	3,439	29,911	506	4,592	340	38,788
Self-financed trust funds	88	1,639	1,229	191	498	41	3,598
Third party-financed trust funds	850	14,149	7,337	3,482	2,800	1,067	28,835
Global Environment Facility (GEF)	769	13,273	21,475	1,356	8,703	850	45,657
Other trust funds <sup>b</sup>	101	1,716	1,793	46	912	453	4,920
European Union (EU)	639	9,296	6,500	1,629	2,097	691	20,213
<b>TOTAL</b>	<b>3,588</b>	<b>60,056</b>	<b>75,503</b>	<b>10,030</b>	<b>21,202</b>	<b>4,364</b>	<b>171,155</b>

<sup>a</sup> Combines all UNDP funds, excluding UNDP funded GEF.

<sup>b</sup> Includes projects/grants financed from other United Nations agencies and funds, One United Nations funds, Spain MDG Achievement Fund, Common Fund for Commodities (CFC), co-financed investment promotion services (IPS) activities and others.

*Table 5  
Expenditure on technical cooperation activities in 2014 by thematic and geographical areas  
(In thousands of US dollars)*

<i>Thematic areas</i>	<i>Africa (excluding African Arab States)</i>	<i>African Arab States</i>	<i>Asia and the Pacific (excluding Western Asian Arab States)</i>	<i>Western Asian Arab States</i>	<i>Arab regional</i>	<i>Europe and Central Asia</i>	<i>Latin America and the Caribbean</i>	<i>Global and interregional</i>	<i>Total</i>
Poverty reduction through productive activities	12,039	5,079	2,648	1,372	276	1,587	133	10,154	33,288
Trade capacity-building	9,611	1,476	7,456	2,538	68	777	989	1,564	24,479
Environment and energy	18,259	6,086	39,587	3,811	48	21,145	7,495	12,887	109,318
Others	173	565	198	150	7	709	282	1,986	4,070
<b>TOTAL</b>	<b>40,082</b>	<b>13,206</b>	<b>49,889</b>	<b>7,871</b>	<b>399</b>	<b>24,218</b>	<b>8,899</b>	<b>26,591</b>	<b>171,155</b>
Total Africa	53,288								
Total Arab States	21,476								

*Table 6*  
*Expenditure on technical cooperation activities by geographical area, 2011 to 2014*  
*(In thousands of US dollars)*

<i>Area</i>	<i>2011</i>	<i>2012</i>	<i>2013</i>	<i>2014</i>
Africa (excluding African Arab States)				
Country projects	30,099	30,942	32,400	36,201
Regional projects	17,401	11,600	5,414	3,881
Subtotal	47,500	42,542	37,814	40,082
African Arab States	8,197	13,814	11,762	13,206
Asia and the Pacific (excluding Western Asian Arab States)				
Country projects	46,785	70,157	61,598	47,991
Regional projects	2,375	2,566	1,492	1,898
Subtotal	49,160	72,723	63,090	49,889
Western Asian Arab States	15,218	10,484	10,924	7,871
Arab regional	773	838	0	399
Europe and Central Asia				
Country projects	11,561	9,862	16,151	22,767
Regional projects	988	487	300	1,451
Subtotal	12,549	10,349	16,451	24,218
Latin America and the Caribbean				
Country projects	12,561	12,641	16,611	8,402
Regional projects	1,116	884	1,266	497
Subtotal	13,677	13,525	17,877	8,899
Global and interregional projects	19,615	24,956	22,627	26,591
TOTAL	166,689	189,231	180,545	171,155

**Table 7**  
**Technical cooperation activities: project expenditure in 2014 by geographical area**  
*(In thousands of US dollars)*

	Africa (excluding African Arab States)		African Arab States		Asia and the Pacific (excluding Western Asian Arab States)		Western Asian Arab States		Arab regional		Europe and Central Asia		Latin America and the Caribbean		Global and interregional		Total
	%		%		%		%		%		%		%		%		
<b>A. By source of funds</b>																	
UNIDO regular budget	519	1.3	110	0.8	789	1.6	15	0.2	32	8.0	402	1.7	459	5.2	3,830	14.4	6,156
UNDP funds <sup>a</sup>	770	1.9	0	0.0	0	0.0	0	0.0	0	0.0	0	0.0	4	0.0	38	0.1	812
Industrial Development Fund (IDF)	2,450	6.1	3,118	23.6	1,970	3.9	295	3.7	0	0.0	3,582	14.8	333	3.7	10,428	39.2	22,176
Montreal Protocol	3,499	8.7	1,070	8.1	22,978	46.1	3,829	48.6	48	12.0	4,170	17.2	3,111	35.0	83	0.3	38,788
Self-financed trust funds	2,145	5.4	8	0.1	884	1.8	96	1.2	0	0.0	130	0.5	288	3.2	47	0.2	3,598
Third party-financed trust funds	9,609	24.0	4,453	33.7	4,779	9.6	4,067	51.7	66	16.5	1,367	5.6	1,235	13.9	3,259	12.3	28,835
Global Environment Facility (GEF)	9,883	24.7	3,897	29.5	14,251	28.6	-121	-1.5	0	0.0	13,825	57.1	3,050	34.3	872	3.3	45,657
Other trust funds <sup>b</sup>	2,699	6.7	-297	-2.2	489	1.0	-310	-3.9	0	0.0	374	1.5	-88	-1.0	2,053	7.7	4,920
European Union (EU)	8,508	21.2	847	6.4	3,749	7.5	0	0.0	253	63.4	368	1.5	507	5.7	5,981	22.5	20,213
<b>TOTAL</b>	<b>40,082</b>		<b>13,206</b>		<b>49,889</b>		<b>7,871</b>		<b>399</b>		<b>24,218</b>		<b>8,899</b>		<b>26,591</b>		<b>171,155</b>
Total Africa	53,288																
Total Arab States	21,476																
<b>B. By project component</b>																	
Project personnel	16,720	41.7	5,815	44.0	12,771	25.6	2,041	25.9	307	76.9	6,687	27.6	3,795	42.6	11,920	44.8	60,056
Subcontracts	10,242	25.6	4,817	36.5	32,870	65.9	3,955	50.2	0	0.0	9,945	41.1	2,744	30.8	10,930	41.1	75,503
Fellowships and training	3,484	8.7	949	7.2	1,554	3.1	436	5.5	7	1.8	1,173	4.8	609	6.8	1,818	6.8	10,030
Equipment	8,676	21.6	1,071	8.1	2,211	4.4	1,305	16.6	66	16.5	6,117	25.3	1,189	13.4	567	2.1	21,202
Miscellaneous	960	2.4	554	4.2	483	1.0	134	1.7	19	4.8	296	1.2	562	6.3	1,356	5.1	4,364
<b>TOTAL</b>	<b>40,082</b>		<b>13,206</b>		<b>49,889</b>		<b>7,871</b>		<b>399</b>		<b>24,218</b>		<b>8,899</b>		<b>26,591</b>		<b>171,155</b>

<sup>a</sup> Combines all UNDP funds, excluding UNDP funded GEF.

<sup>b</sup> Includes projects/grants financed from other United Nations agencies and funds, One United Nations funds, Spain MDG Achievement Fund, Common Fund for Commodities (CFC), co-financed investment promotion services (IPS) activities and others.

*Table 8*  
*Regular and operational budget expenditure by programme*  
*and object of expenditure in 2014*  
*(In thousands of euros)*

<i>Programme</i>	<i>1</i>	<i>2</i>	<i>3</i>	<i>4</i>	<i>5</i>	<i>6</i>	<i>7</i>
<i>Programme</i>	<i>Staff costs</i>	<i>Consultants</i>	<i>Meetings</i>	<i>Travel</i>	<i>Regular Programme of TC<sup>a</sup></i>	<i>Other</i>	<i>Total for 2014</i>
<b>Expenditure</b>							
<b>A POLICYMAKING ORGANS</b>							
A.1 Meetings of the Policymaking Organs	9.9	0.0	0.0	1.3	0.0	485.6	496.8
A.2 Policymaking Organs Secretariat and Member Relations	868.6	0.0	0.0	3.7	0.0	12.4	884.7
Subtotal	878.5	0.0	0.0	5.0	0.0	498.0	1,381.5
<b>B EXECUTIVE DIRECTION AND STRATEGIC MANAGEMENT</b>							
B.1 Executive Direction and Strategic Management	2,670.5	41.6	0.8	267.1	0.0	289.5	3,269.7
B.2 Evaluation	731.6	2.6	0.0	6.1	0.0	5.4	745.7
B.3 Legal Services	576.7	0.0	0.0	1.5	0.0	1.8	580.0
B.4 Internal Oversight	675.4	4.7	0.0	8.0	0.0	0.6	688.7
B.5 Ethics and Accountability	0.0	16.3	0.0	0.0	0.0	0.0	16.3
Subtotal	4,654.2	65.1	0.8	282.9	0.0	297.3	5,300.3
<b>C THEMATIC PRIORITIES</b>							
C.1 Poverty Reduction through Productive Activities	10,737.4	25.2	5.8	79.9	1,356.8	1,234.3	13,439.3
C.2 Trade Capacity-Building	6,905.8	11.7	0.0	35.3	840.1	132.2	7,925.1
C.3 Environment and Energy	11,754.0	640.5	23.6	827.5	1,786.5	567.3	15,599.4
C.4 Cross-Cutting Issues	1,501.9	52.5	0.0	131.3	257.7	148.4	2,091.8
C.5 Field Operations Support	2,089.0	3.0	0.0	180.9	0.0	2,591.2	4,864.1
Subtotal	32,988.1	733.0	29.4	1,254.9	4,241.0	4,673.3	43,919.8
<b>D STRATEGIC RESEARCH, QUALITY ASSURANCE AND OUTREACH</b>							
D.1 Strategic Research and Policy Advisory Services	2,826.1	98.6	0.0	42.8	0.0	90.0	3,057.6
D.2 Quality Assurance and Outreach	1,537.7	33.1	0.0	35.7	0.0	177.6	1,784.1
Subtotal	4,363.9	131.7	0.0	78.5	0.0	267.6	4,841.7
<b>E PROGRAMME SUPPORT SERVICES</b>							
E.1 Human Resource Management	2,886.0	36.0	0.0	35.8	0.0	0.6	2,958.4
E.2 Financial Services	3,157.1	0.0	0.0	3.4	0.0	29.0	3,189.6
E.3 Procurement and Logistics Services	3,019.8	0.0	0.0	4.9	0.0	376.5	3,401.2
E.4 Information and Communication Technology	1,368.8	0.0	0.0	4.2	0.0	888.3	2,261.2
E.5 Business and Systems Support	844.2	0.0	0.0	3.3	0.0	891.1	1,738.7
E.6 Direction and Management	462.1	0.0	0.0	8.1	0.0	0.4	470.6
Subtotal	11,738.0	36.0	0.0	59.7	0.0	2,185.9	14,019.7
G.1 Indirect Costs	2,656.9	-0.1	0.0	0.0	0.0	5,783.2	8,440.0
TOTAL expenditure	57,279.6	965.6	30.3	1,681.0	4,241.0	13,705.4	77,902.9

		1	2	3	4	5	6	7
<i>Programme</i>		<i>Staff costs</i>	<i>Consultants</i>	<i>Meetings</i>	<i>Travel</i>	<i>Regular Programme of TC<sup>a</sup></i>	<i>Other</i>	<i>Total for 2014</i>
<i>Income</i>								
C.5	Government Contributions to Field Office Costs	0.0	0.0	0.0	0.0	0.0	524.6	524.6
	Miscellaneous Income/(loss)	0.0	0.0	0.0	0.0	0.0	-766.0	-766.0
	Total income/(loss)	0.0	0.0	0.0	0.0	0.0	-241.4	-241.4
	<b>NET GRAND TOTAL</b>	<b>57,279.6</b>	<b>965.6</b>	<b>30.3</b>	<b>1,681.0</b>	<b>4,241.0</b>	<b>13,946.7</b>	<b>78,144.2</b>
<b>BUILDINGS MANAGEMENT</b>								
<i>Expenditure</i>								
F	<b>BUILDINGS MANAGEMENT</b>							
F.1	Common Buildings Management	6,644.6	34.2	0.0	9.7	0.0	13,529.8	20,218.3
F.2	Joint Buildings Management	104.6	0.0	0.0	0.0	0.0	528.7	633.3
	<b>TOTAL expenditures</b>	<b>6,749.2</b>	<b>34.2</b>	<b>0.0</b>	<b>9.7</b>	<b>0.0</b>	<b>14,058.5</b>	<b>20,851.5</b>

Please note that the total costs of Buildings Management Services are being cost-shared between all users and the above expenditures are being fully recovered. UNIDO's net share is included under programme G above.

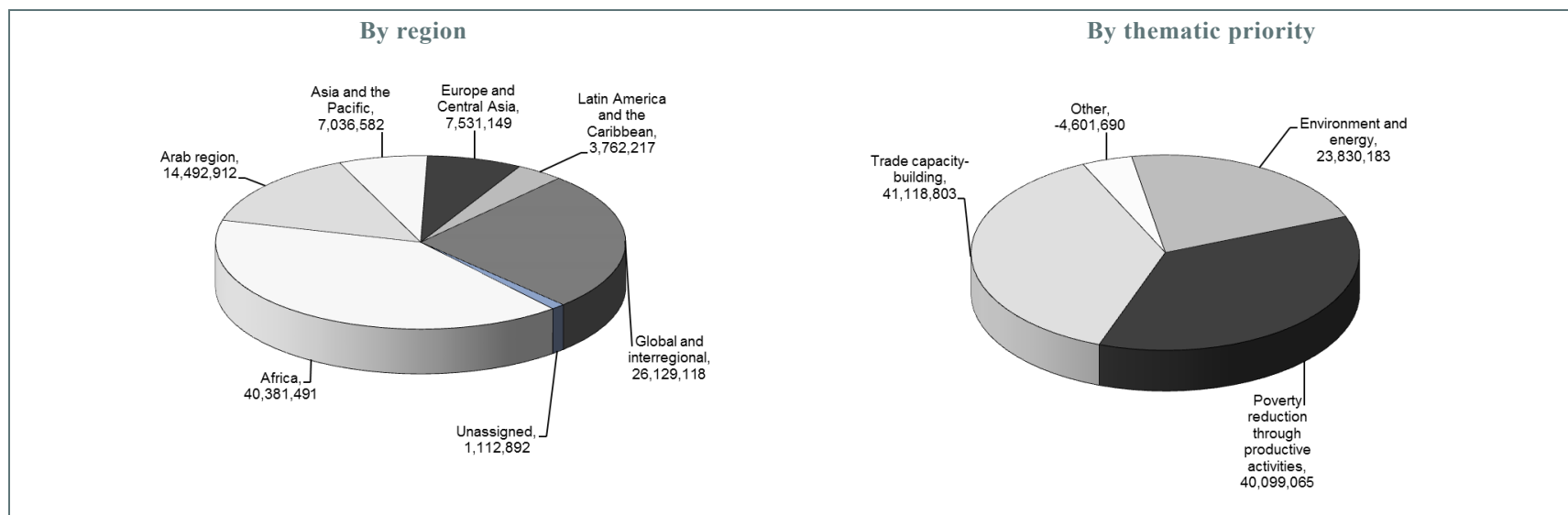
The report is compiled using data for the biennium 2014-2015 with cut off in accounting period 2014-13 in SAP.

<sup>a</sup> Represents the full 2014 appropriations which have been transferred to the special account for the regular programme of technical cooperation (RPTC).

## APPENDIX B

### PROJECT APPROVALS UNDER VOLUNTARY CONTRIBUTIONS

*Governmental Contributions: net approvals in 2014  
(Excluding programme support costs)*



<i>Region</i>	<i>US\$</i>	<i>Percentage</i>	<i>UNIDO thematic priority</i>	<i>US\$</i>	<i>Percentage</i>
Africa	40,381,491	40.2	Environment and energy	23,830,183	23.7
Arab region	14,492,912	14.4	Poverty reduction through productive activities	40,099,065	39.9
Asia and the Pacific	7,036,582	7.0	Trade capacity-building	41,118,803	41.0
Europe and Central Asia	7,531,149	7.5	Other	-4,601,690	-4.6
Latin America and the Caribbean	3,762,217	3.8			
Global and interregional	26,129,118	26.0			
Unassigned	1,112,892	1.1			
<b>TOTAL<sup>a,b</sup></b>	<b>100,446,361</b>	<b>100.0</b>	<b>TOTAL<sup>c</sup></b>	<b>100,446,361</b>	<b>100.0</b>

<sup>a</sup> Includes projects financed from the Common Fund for Commodities (CFC), European Union (EU), self-financed and third-party trust fund contributions and other United Nations agencies and funds.

<sup>b</sup> Includes Associate Expert/Junior Professional Officer (JPO) programme (\$830,899).

<sup>c</sup> The theme "Other" mostly relates to funds allocated for publications, cross-cutting activities, evaluation exercises and support to UNIDO field offices.



## APPENDIX C

### TECHNICAL COOPERATION WITH THE LEAST DEVELOPED COUNTRIES (LDCs)

*Table 1: Delivery by country and source of funds, 2014<sup>a</sup>*  
(In US dollars)

Region/country	Regular budget	Industrial Development Fund (IDF)	Global Environment Facility (GEF)	Montreal Protocol	Self-financed trust funds	Third party-financed trust funds	European Union (EU)	UNDP core funds and UNDP-administered trust funds	Other sources <sup>b</sup>	Total
<b>Africa</b>										
Angola	0	6,025	40,000	0	0	99,667	0	0	0	145,692
Benin	0	0	0	26,029	0	0	0	0	0	26,029
Burkina Faso	0	0	136,806	1,243	0	0	0	0	0	138,049
Burundi	0	38	0	1,534	-59	692,972	0	0	0	694,485
Central African Republic	0	0	10,476	0	0	0	0	0	0	10,476
Chad	0	0	204,901	2,933	25,321	44,456	0	0	0	277,611
Comoros	0	0	0	0	0	0	0	-9,117	0	-9,117
Democratic Republic of the Congo	0	0	7,463	0	0	195,873	0	0	0	203,336
Equatorial Guinea	0	0	0	5,579	0	50	0	0	0	5,629
Eritrea	0	0	-772	21,614	0	64,990	0	0	0	85,832
Ethiopia	27,653	-4,904	519,151	0	0	1,374,639	0	0	-47,828	1,868,711
Gambia	142	-823	473,303	4,019	0	0	0	0	0	476,641
Guinea	0	23,857	66,274	0	0	537,769	0	0	830,364	1,458,264
Guinea-Bissau	0	0	292,496	0	0	0	0	0	0	292,496
Lesotho	0	0	22,678	0	0	0	0	0	0	22,678
Liberia	6	0	978,111	0	0	1,252,997	0	0	0	2,231,114
Madagascar	48,535	0	69,419	21,163	0	0	0	204,140	0	343,257
Malawi	0	0	0	-785	0	175,332	0	587,964	-1,278	761,233
Mali	0	0	191,014	0	0	0	0	0	9,252	200,266
Mauritania	0	0	0	0	0	0	0	0	0	0
Mozambique	0	361,943	117,436	14,902	0	-2,911	1,248,013	0	241,983	1,981,366
Niger	0	0	153,260	60,096	0	0	0	0	0	213,356
Rwanda	17,971	89	24,265	23,500	0	0	0	0	95,339	161,164
Sao Tome and Principe	0	0	2,979	0	0	0	0	0	0	2,979
Senegal	63,891	421,853	40,661	3,065	0	278,875	0	0	-9,780	798,565
Sierra Leone	166,689	22,221	402,368	0	0	-8,142	0	-3,529	423	580,030

<i>Region/country</i>	<i>Regular budget</i>	<i>Industrial Development Fund (IDF)</i>	<i>Global Environment Facility (GEF)</i>	<i>Montreal Protocol</i>	<i>Self-financed trust funds</i>	<i>Third party-financed trust funds</i>	<i>European Union (EU)</i>	<i>UNDP core funds and UNDP-administered trust funds</i>	<i>Other sources<sup>b</sup></i>	<i>Total</i>
South Sudan	0	6,469	0	28,369	0	881,180	0	0	249,193	1,165,211
Togo	0	0	12,449	8,759	0	0	0	0	0	21,208
Uganda	0	2,829	234,603	38,114	0	18,002	0	0	0	293,548
United Republic of Tanzania	0	-20,949	1,737,903	2,236	0	54,577	0	0	1,092,322	2,866,089
Zambia	0	0	-11,418	-917	248,821	318,354	0	0	0	554,840
Subtotal	324,887	818,648	5,725,826	261,453	274,083	5,978,680	1,248,013	779,458	2,459,990	17,871,038
<b>Asia and the Pacific</b>										
Afghanistan	0	0	0	0	0	-35,153	0	0	-5,512	-40,665
Bangladesh	0	23,793	7,046	0	0	786,755	1,937,725	0	0	2,755,319
Bhutan	0	199,274	0	0	0	57,640	0	0	0	256,914
Cambodia	0	77,134	481,850	0	0	832,523	0	0	0	1,391,507
Kiribati	0	0	0	0	0	0	0	0	0	0
Lao People's Democratic Republic	11,485	-254	54,143	0	0	580,629	0	0	0	646,003
Myanmar	42,856	0	315,654	-657	0	619,934	0	0	0	977,787
Nepal	28,507	0	38,703	0	0	91,134	0	0	0	158,344
Solomon Islands	0	0	0	0	0	0	0	0	0	0
Timor-Leste	0	0	0	0	0	0	0	0	0	0
Tuvalu	0	0	0	0	0	0	0	0	0	0
Vanuatu	0	0	0	0	0	0	0	0	0	0
Subtotal	82,848	299,947	897,396	-657	0	2,933,462	1,937,725	0	-5,512	6,145,209
<b>Latin America and the Caribbean</b>										
Haiti	0	0	0	0	0	0	506,574	0	0	506,574
Subtotal	0	0	0	0	0	0	506,574	0	0	506,574
<b>African Arab States</b>										
Djibouti	0	0	0	0	0	0	0	0	0	0
Somalia	0	0	0	5,120	0	539,465	0	0	0	544,585
Sudan	0	0	24,721	71,486	7,594	1,881,263	0	0	-151,000	1,834,064
Subtotal	0	0	24,721	76,606	7,594	2,420,728	0	0	-151,000	2,378,649

<i>Region/country</i>	<i>Regular budget</i>	<i>Industrial Development Fund (IDF)</i>	<i>Global Environment Facility (GEF)</i>	<i>Montreal Protocol</i>	<i>Self-financed trust funds</i>	<i>Third party-financed trust funds</i>	<i>European Union (EU)</i>	<i>UNDP core funds and UNDP-administered trust funds</i>	<i>Other sources<sup>b</sup></i>	<i>Total</i>
<b>West Asia Arab States</b>										
Yemen	0	0	0	260,237	0	0	0	0	0	260,237
Subtotal	0	0	0	260,237	0	0	0	0	0	260,237
<b>Total</b>	<b>407,735</b>	<b>1,118,595</b>	<b>6,647,943</b>	<b>597,639</b>	<b>281,677</b>	<b>11,332,870</b>	<b>3,692,312</b>	<b>779,458</b>	<b>2,303,478</b>	<b>27,161,707</b>

<sup>a</sup> Does not include regional, interregional and global projects or individual fellowships and group training programmes, in which LDCs have been involved together with other developing countries.

<sup>b</sup> Includes projects/grants financed from other United Nations agencies and funds, One United Nations funds, Spain MDG Achievement Fund and others.

Table 2: Total net project approvals by country and source of funds, 2014<sup>a</sup>  
(In US dollars)

Region/country	Regular budget	Industrial Development Fund (IDF)	Global Environment Facility (GEF)	Montreal Protocol	Self-financed trust funds	Third party-financed trust funds	European Union (EU)	UNDP core funds and UNDP-administered trust funds	Other sources <sup>b</sup>	Total
<b>Africa</b>										
Angola	0	0	181,999	0	0	176,991	0	0	0	358,990
Benin	0	0	0	0	0	0	0	0	0	0
Burkina Faso	0	0	0	0	0	0	0	0	0	0
Burundi	-1,983	0	0	0	0	1,067,125	0	0	0	1,065,142
Central African Republic	0	0	0	0	0	0	0	0	0	0
Chad	0	0	664,999	0	0	176,927	0	0	0	841,926
Comoros	291	0	18,000	0	0	0	0	0	0	18,291
Democratic Republic of the Congo	-526	0	0	0	0	241,219	0	0	0	240,693
Equatorial Guinea	0	0	0	0	0	-4,490	0	0	0	-4,490
Eritrea	0	0	170,000	-527	0	0	0	0	0	169,473
Ethiopia	-1,580	2,228,015	0	0	0	1,375,005	0	0	0	3,601,440
Gambia	-925	-11,971	549,800	0	0	0	0	0	0	536,904
Guinea	0	-18,117	0	-3,523	470,825	0	0	0	1,167,410	1,616,595
Guinea-Bissau	0	0	1,735,160	0	0	0	0	0	0	1,735,160
Lesotho	0	0	0	0	0	0	0	0	0	0
Liberia	-2,657	0	0	0	0	0	0	0	0	-2,657
Madagascar	60,335	0	0	0	0	-8,985	0	239,431	0	290,781
Malawi	0	0	0	-1,277	0	420,278	0	1,199,074	0	1,618,075
Mali	0	-987	225,000	0	0	0	0	0	0	224,013
Mauritania	0	0	0	0	0	0	0	0	0	0
Mozambique	-1,296	23,272	0	0	0	-109	1,905,419	0	9,466	1,936,752
Niger	19,488	0	190,000	30,000	436,485	0	0	0	0	675,973
Rwanda	28,210	3,103	0	0	0	0	0	0	-80	31,233
Sao Tome and Principe	0	0	0	0	0	0	0	0	0	0
Senegal	81,825	587,286	0	0	0	98,398	0	0	0	767,509

<i>Region/country</i>	<i>Regular budget</i>	<i>Industrial Development Fund (IDF)</i>	<i>Global Environment Facility (GEF)</i>	<i>Montreal Protocol</i>	<i>Self-financed trust funds</i>	<i>Third party-financed trust funds</i>	<i>European Union (EU)</i>	<i>UNDP core funds and UNDP-administered trust funds</i>	<i>Other sources<sup>b</sup></i>	<i>Total</i>
Sierra Leone	55,006	-212	0	0	0	-3,700	0	0	0	51,094
South Sudan	0	-969	0	30,000	0	1,877,514	0	0	0	1,906,545
Togo	0	0	0	0	0	0	0	0	0	0
Uganda	-3,031	-2,659	285,000	0	0	27,373	0	0	0	306,683
United Republic of Tanzania	-2,011	1,345	0	0	0	403,928	0	323,220	729,341	1,455,823
Zambia	0	0	-30,120	0	0	434,573	0	0	0	404,453
Subtotal	231,146	2,808,106	3,989,838	54,673	907,310	6,282,047	1,905,419	1,761,725	1,906,137	19,846,401
<b>Asia and the Pacific</b>										
Afghanistan	0	0	0	0	0	-22,342	0	0	0	-22,342
Bangladesh	0	0	0	0	0	-2,647,157	857,791	0	0	-1,789,366
Bhutan	46	-5,576	0	0	0	46,593	0	0	0	41,063
Cambodia	-2,505	3,090	50,000	0	0	593,625	0	0	0	644,210
Kiribati	0	0	0	0	0	0	0	0	0	0
Lao People's Democratic Republic	11,626	-654	1,410,000	0	0	458,887	0	0	0	1,879,859
Myanmar	57,792	0	2,730,000	-889	0	1,082,355	0	0	0	3,869,258
Nepal	-2,604	0	0	0	0	64,945	-3,814	0	0	58,527
Solomon Islands	-13	0	0	0	0	0	0	0	0	-13
Timor-Leste	0	0	0	0	0	0	0	0	0	0
Tuvalu	0	0	0	0	0	0	0	0	0	0
Vanuatu	0	0	0	0	0	0	0	0	0	0
Subtotal	64,342	-3,140	4,190,000	-889	0	-423,094	853,977	0	0	4,681,196
<b>Latin America and the Caribbean</b>										
Haiti	-629	0	0	0	0	-389	380,604	0	0	379,586
Subtotal	-629	0	0	0	0	-389	380,604	0	0	379,586

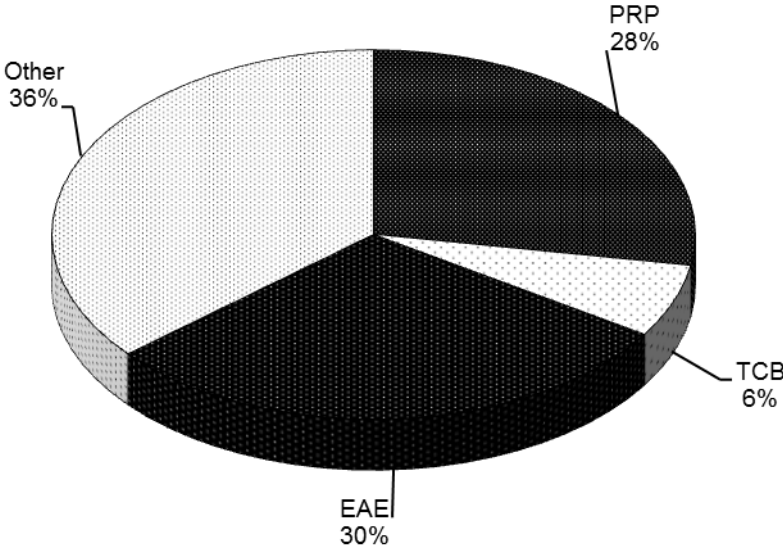
<i>Region/country</i>	<i>Regular budget</i>	<i>Industrial Development Fund (IDF)</i>	<i>Global Environment Facility (GEF)</i>	<i>Montreal Protocol</i>	<i>Self-financed trust funds</i>	<i>Third party-financed trust funds</i>	<i>European Union (EU)</i>	<i>UNDP core funds and UNDP-administered trust funds</i>	<i>Other sources<sup>b</sup></i>	<i>Total</i>
<b>African Arab States</b>										
Djibouti	0	0	0	0	0	0	0	0	0	0
Somalia	0	0	0	-137,540	0	884,956	0	0	0	747,416
Sudan	-206	0	0	195,940	-223	738,886	0	0	0	934,397
Subtotal	-206	0	0	58,400	-223	1,623,842	0	0	0	1,681,813
<b>West Asia Arab States</b>										
Yemen	0	0	200,000	50,130	0	0	0	0	0	250,130
Subtotal	0	0	200,000	50,130	0	0	0	0	0	250,130
<b>Total</b>	<b>294,653</b>	<b>2,804,966</b>	<b>8,379,838</b>	<b>162,314</b>	<b>907,087</b>	<b>7,482,406</b>	<b>3,140,000</b>	<b>1,761,725</b>	<b>1,906,137</b>	<b>26,839,126</b>

<sup>a</sup> Does not include regional, interregional and global projects or individual fellowships and group training programmes, in which LDCs have been involved together with other developing countries.

<sup>b</sup> Includes projects/grants financed from other United Nations agencies and funds, One United Nations funds, Spain MDG Achievement Fund and others.

**APPENDIX D**  
**REGULAR PROGRAMME OF TECHNICAL COOPERATION**  
*Delivery by thematic areas, 2014*

<i>Thematic areas</i>	<i>In US\$ 1,000</i>	<i>In € 1,000</i>
Poverty reduction through productive activities (PRP)	1,705	1,279
Trade capacity-building (TCB)	394	287
Environment and energy (EAE)	1,830	1,380
Other	2,228	1,676
<b>TOTAL</b>	<b>6,157</b>	<b>4,622</b>



**APPENDIX E**  
**APPOINTMENTS OF INDIVIDUAL SERVICE AGREEMENTS (ISA) HOLDERS<sup>1</sup>**

Table 1  
 Appointments/contracts of ISA holders by Lists of States<sup>2</sup> and gender

<i>Lists of States</i>	<i>Number of appointments female</i>	<i>Number of appointments male</i>	<i>Total number of appointments</i>
List A	679	1,768	2,447
List B	286	426	712
List C	154	199	353
List D	218	259	477
Other	108	334	442
GRAND TOTAL	1,445	2,986	4,431

<sup>1</sup> The figures listed reflect the records available as of 31 December 2014.

<sup>2</sup> Refers to Lists of States in Annex I to the Constitution of UNIDO (PBC.30/7).



Table 2  
Appointments/contracts of ISA holders by country/area/territory

<i>Country/area/ territory</i>	<i>Number of appointments</i>	<i>Country/area/ territory</i>	<i>Number of appointments</i>	<i>Country/area/ territory</i>	<i>Number of appointments</i>
Afghanistan	10	Ghana	48	Peru	11
Albania	19	Greece	14	Philippines	63
Algeria	17	Grenada	1	Poland	11
Angola	1	Guatemala	6	Portugal	39
Argentina	20	Guinea	90	Republic of Korea	22
Armenia	69	Guinea-Bissau	1	Republic of Moldova	14
Australia	13	Haiti	11	Reunion Island	1
Austria	222	Honduras	7	Romania	6
Azerbaijan	8	Hungary	23	Russian Federation	118
Bahrain	8	India	161	Rwanda	21
Bangladesh	80	Indonesia	33	Senegal	41
Belarus	6	Iran (Islamic Republic of)	72	Serbia	27
Belgium	22	Iraq	37	Seychelles	1
Benin	2	Ireland	14	Sierra Leone	33
Bhutan	7	Israel	3	Slovakia	9
Bolivia (Plurinational State of)	10	Italy	147	Slovenia	13
Bosnia and Herzegovina	12	Japan	31	South Africa	53
Botswana	1	Jordan	22	South Sudan	29
Brazil	38	Kazakhstan	4	Spain	47
Bulgaria	16	Kenya	37	Sri Lanka	57
Burkina Faso	23	Kyrgyzstan	3	State of Palestine	1
Burundi	27	Lao People's Democratic Republic	28	Sudan	109
Cabo Verde	4	Latvia	5	Swaziland	3
Cambodia	56	Lebanon	38	Sweden	14
Cameroon	33	Lesotho	1	Switzerland	14
Canada	54	Liberia	40	Syrian Arab Republic	6
Chad	2	Libya	4	Thailand	11
Chile	14	Lithuania	1	The former Yugoslav Republic of Macedonia	30
China	31	Luxembourg	1	Togo	16
China, Macao SAR	1	Madagascar	11	Tunisia	96
China, Taiwan Province	2	Malawi	3	Turkey	26
Colombia	28	Malaysia	21	Turkmenistan	7
Costa Rica	16	Mali	5	Uganda	15
Côte d'Ivoire	135	Malta	4	Ukraine	62
Croatia	14	Mauritius	11	United Arab Emirates	1
Cuba	8	Mexico	104	United Kingdom	121
Cyprus	6	Mongolia	25	United Republic of Tanzania	59
Czech Republic	9	Montenegro	6	United States of America	62
Democratic Republic of the Congo	12	Morocco	59	Uruguay	9
Denmark	17	Mozambique	40	Uzbekistan	3
Dominican Republic	4	Myanmar	17	Venezuela (Bolivarian Republic of)	8
Ecuador	21	Namibia	2	Viet Nam	74
Egypt	230	Nepal	10	Yemen	2
Eritrea	3	Netherlands	45	Zambia	9
Ethiopia	67	New Zealand	1	Zimbabwe	15
Finland	6	Nicaragua	37	Total (145 Countries)	4,431
France	105	Niger	4		
Gambia	9	Nigeria	55		
Georgia	5	Norway	8		
Germany	74	Pakistan	94		

## APPENDIX F

### AGREEMENTS AND OTHER ARRANGEMENTS CONCLUDED IN 2014<sup>3</sup>

#### I. States<sup>4</sup>

##### **Argentina**

*Joint declaration between the United Nations Industrial Development Organization and the Ministry of Industry of the Argentine Republic, signed on 5 June 2014.*

##### **Austria and the Small Island Developing States Sustainable Energy Initiative of the Alliance of Small Island States (SIDS DOCK)**

*Memorandum of understanding between the United Nations Industrial Development Organization, the Federal Ministry for Europe, Integration and Foreign Affairs of the Republic of Austria and the Small Island Developing States Sustainable Energy Initiative of the Alliance of Small Island States regarding the establishment of regional sustainable energy promotion centres for Small Island Developing States (SIDS), signed on 17 March 2014.*

##### **Azerbaijan**

*Administrative arrangement between the United Nations Industrial Development Organization and the Government of the Republic of Azerbaijan regarding special purpose contributions to the Industrial Development Fund (IDF), signed on 10 and 17 October 2014.*

*Framework programme on cooperation between the United Nations Industrial Development Organization and the Government of the Republic of Azerbaijan, signed on 26 November 2014.*

##### **Barbados**

*Joint declaration between the United Nations Industrial Development Organization and the Government of Barbados regarding a partnership collaboration entitled “Piloting a resource efficient low carbon and circular industrial partnership platform for catalysing eco-innovation and entrepreneurship in Barbados (RECIPPEE)”, signed on 28 August and 4 September 2014.*

##### **China**

*Partnership agreement between the United Nations Industrial Development Organization and the Foreign Economic Cooperation Office, Ministry of Environmental Protection of the People’s Republic of China (FECO) regarding the implementation of a project entitled “European Union (EU)-China environmental sustainability programme policy support and networking mechanism”, signed on 7 August 2014.*

*Strategic cooperation framework between the United Nations Industrial Development Organization and the Government of the People’s Republic of China for the period 2014-2016, signed on 24 November and 23 December 2014.*

---

<sup>3</sup> This list contains signed Agreements or Arrangements deposited with the Office of Legal Affairs of UNIDO for safe-keeping as at 30 January 2015. It may not be all-inclusive. Amendments to existing Agreements or Arrangements are not included unless the amendment reflects substantive changes.

<sup>4</sup> Including governments and regional governments or provinces.

**China and the Xi'an Productivity Promotion Center**

*Trust fund agreement between the United Nations Industrial Development Organization, the Government of the People's Republic of China and the Xi'an Productivity Promotion Center regarding the implementation of a project entitled "Subcontracting and partnership exchange (SPX) programme in Xi'an, China, phase II", signed on 19 February, 4 and 5 May 2014.*

**Colombia**

*Exchange of letters constituting an agreement between the United Nations Industrial Development Organization and the Government of Colombia extending the agreement concluded on 22 May 2000 on the establishment of a UNIDO regional office in Colombia, signed on 28 and 31 July 2014.*

*Trust fund agreement between the United Nations Industrial Development Organization and the Municipality of Ibagué, Republic of Colombia regarding the implementation of a project in Colombia entitled "Sustainable and inclusive industrial development in Ibagué", signed on 14 October 2014.*

**Costa Rica**

*Trust fund agreement between the United Nations Industrial Development Organization and the Ministry of Economy, Industry and Commerce of the Republic of Costa Rica regarding the implementation of a project entitled "Development of entrepreneurial networks in the cultural and gastronomic sectors in Puerto Limon, Costa Rica", signed on 13 March 2014.*

**Finland**

*Exchange of letters constituting an agreement between the United Nations Industrial Development Organization and the Ministry for Foreign Affairs of the Republic of Finland regarding the utilization of a Finnish contribution to UNIDO in the years 2014 and 2015, signed on 20 October 2014.*

**Germany**

*Arrangement between the United Nations Industrial Development Organization and the Government of the Federal Republic of Germany regarding the implementation of a project entitled "Global promotion and application of innovative chemical leasing business approaches for sound chemicals management", signed on 4 and 10 November 2014.*

*Arrangement between the United Nations Industrial Development Organization and the Government of the Federal Republic of Germany regarding the implementation of a project entitled "Strengthening the local production of essential medicines in developing countries through advisory and capacity-building support, phase V — extension and expansion", signed on 14 and 19 November 2014.*

**Haiti**

*Joint declaration between the United Nations Industrial Development Organization and the Government of the Republic of Haiti regarding the collaboration on sustainable industrial development for inclusive growth and employment generation in Haiti through value addition of rural value chains in support of the tourism industry of Haiti, signed on 7 March 2014.*

**Iran (Islamic Republic of)**

*Administrative arrangement between the United Nations Industrial Development Organization and the Ministry of Cooperatives, Labour and Social Welfare of the Islamic Republic of Iran with regard to special purpose contributions to the Industrial Development Fund (IDF), signed on 12 November 2014.*

**Iran (Islamic Republic of) and the Office of the United Nations High Commissioner for Refugees (UNHCR)**

*Agreement between the United Nations Industrial Development Organization, the Office of the United Nations High Commissioner for Refugees and the Bureau for Aliens and Foreign Immigrants of the Islamic Republic of Iran regarding the implementation of a project entitled “Sustainable livelihoods for Afghan refugees/returnees in Iran and Afghanistan”, signed on 21 September and 29 October 2014.*

**Japan**

*Exchange of letters constituting an agreement between the United Nations Industrial Development Organization and the Government of Japan regarding the implementation of a project entitled “Humanitarian assistance for African countries”, signed on 17 February 2014.*

*Exchange of letters constituting an agreement between the United Nations Industrial Development Organization and the Government of Japan regarding the implementation of a project entitled “Support to Middle East and North African countries”, signed on 17 February 2014.*

*Exchange of letters constituting an agreement between the United Nations Industrial Development Organization and the Government of Japan regarding the implementation of a project entitled “Collaboration program”, signed on 3 November 2014.*

**Kazakhstan**

*Joint declaration between the United Nations Industrial Development Organization and the Government of the Republic of Kazakhstan, signed on 2 May 2014.*

**Lao People’s Democratic Republic**

*Letter of agreement between the United Nations Industrial Development Organization and the Government of the Lao People’s Democratic Republic regarding the implementation of a project entitled “Strengthening national quality infrastructure and industrial statistics in the Lao People’s Democratic Republic”, signed on 9 and 27 October 2014.*

**Mauritius**

*Trust fund agreement between the United Nations Industrial Development Organization and the Government of the Republic of Mauritius represented by the Maurice Ile Durable Commission regarding the implementation of a project entitled “Resource efficient and cleaner production (RECP) programme in Mauritius”, signed on 31 October and 5 November 2014.*

**Niger**

*Trust fund agreement between the United Nations Industrial Development Organization and the Ministry of Mines and Industrial Development of the Republic of Niger regarding the implementation of a project in Niger entitled “Modernization of meat and milk storage, processing and distribution channels and promotion of small-scale and industrial processing of black-eyed beans”, signed on 11 and 29 September 2014.*

**Nigeria**

*Exchange of letters constituting an agreement between the United Nations Industrial Development Organization and the Government of the Federal Republic of Nigeria extending the agreement concluded on 4 December 2001 regarding the establishment of a UNIDO Regional Industrial Development Centre in the Federal Republic of Nigeria, signed on 24 March and 23 June 2014.*

*Project cooperation agreement between the United Nations Industrial Development Organization and the Delta State, the Federal Republic of Nigeria regarding the implementation of a project in Nigeria entitled “Building agro-processing capacities in Delta State”, signed on 30 June 2014.*

*Project cooperation agreement between the United Nations Industrial Development Organization and the Delta State, the Federal Republic of Nigeria regarding the implementation of a project in Nigeria entitled “Creative industries for women in rural Delta State — traditional Akwaocha fabrics”, signed on 30 June 2014.*

#### **Norway**

*Administrative agreement between the United Nations Industrial Development Organization and the Norwegian Ministry of Foreign Affairs regarding the implementation of a project in Sudan entitled “Building institutional capacities for the sustainable management of the marine fishery in the Red Sea State”, signed on 8 and 10 December 2014.*

#### **Poland**

*Exchange of letters constituting an agreement between the United Nations Industrial Development Organization and the Government of the Republic of Poland regarding the implementation of a project entitled “Strengthening fruits and vegetables subsectors in Tajikistan for creating new jobs and food security”, signed on 12 and 17 November 2014.*

#### **Republic of Korea**

*Exchange of letters constituting an agreement between the United Nations Industrial Development Organization and the Government of the Republic of Korea regarding the contribution of the Government of the Republic of Korea to the UNIDO service for the promotion of industrial investment in developing countries (Investment and Technology Promotion Office Seoul) from 1 January 2014 to 31 December 2016, signed on 24 February 2014.*

*Joint statement on cooperation between the United Nations Industrial Development Organization and the Province of Gyeongsangbuk-do, Republic of Korea, signed on 23 October 2014.*

#### **Sweden**

*Agreement between the United Nations Industrial Development Organization and the Government of the Kingdom of Sweden regarding the implementation of a project in Zambia entitled “Zambian Industrial Training Academy (ZAMITA) — Private public development partnership (PPDP) within Zambia’s mining skills and training framework (MSTF)”, signed on 5 and 12 December 2014.*

#### **Switzerland**

*Letter of agreement between the United Nations Industrial Development Organization and the State Secretariat for Economic Affairs (SECO) of the Swiss Confederation regarding the implementation of a project entitled “Expansion of the national business registration system (NBRS) to new business entities in Viet Nam”, signed on 28 and 30 July 2014.*

*Letter of agreement between the United Nations Industrial Development Organization and the State Secretariat for Economic Affairs (SECO) of the Swiss Confederation regarding the implementation of a project entitled “Colombia — Cosmetic sector quality programme”, signed on 29 September 2014.*

*Agreement between the United Nations Industrial Development Organization and the Swiss Agency for Development and Cooperation (SDC) regarding the implementation of a project entitled “Improvement of organizational and*

productive capacities among cocoa producers in the mining triangle in Nicaragua”, signed on 4 and 12 December 2014.

*Letter of agreement between the United Nations Industrial Development Organization and the Government of the Swiss Confederation, represented by the Federal Department of Foreign Affairs, acting through the Swiss Agency for Development and Cooperation (SDC) regarding the implementation of a project entitled “Project on market access for agricultural food products in Oriental”, signed on 18 December 2014.*

#### **United States of America**

*Cooperative agreement between the United Nations Industrial Development Organization and the United States Agency for International Development (USAID), United States of America regarding the implementation of a project in Morocco entitled “Training academy for heavy duty industry equipment and commercial vehicles (HDIECV)”, signed on 23 and 24 October 2014.*

#### **Uruguay**

*Exchange of letters constituting an agreement between the United Nations Industrial Development Organization and the Government of the Eastern Republic of Uruguay extending the agreement on the establishment of a UNIDO regional office in Uruguay until 31 December 2018, signed on 19 December 2014.*

## **II. The United Nations, its funds, programmes, specialized and related agencies**

#### **Multilateral agreements and arrangements**

*Memorandum of understanding between the recipient organizations of the United Nations and the United Nations Development Programme regarding the operational aspects of the Kurdistan Vision 2020 Joint Programming Facility in the Kurdistan Region of Iraq, signed on 28, 29, 31 October 2013 and 19 March 2014.*

*Memorandum of understanding between participating organizations of the United Nations and the United Nations Development Programme regarding the operational aspects of the Spanish Fund for Sustainable Development Goals, signed on 31 January and 22 August 2014.*

#### **United Nations (UN)**

*Memorandum of agreement between the United Nations Industrial Development Organization and the United Nations acting through the Department of Public Information and its Dag Hammarskjöld Library for consortium-based purchasing of electronic information services, signed on 27 February and 14 March 2014.*

#### **United Nations Development Programme (UNDP)**

*Contribution agreement between the United Nations Industrial Development Organization and the United Nations Development Programme regarding the implementation of a project entitled “Support to United Nations development coordination activities through the Resident Coordinator system (RC system)”, signed on 24 and 30 January 2014.*

*Contribution agreement between the United Nations Industrial Development Organization and the United Nations Development Programme regarding the implementation of a project in Madagascar entitled “Strengthening a handcraft value chain in the South of Madagascar”, signed on 7 and 8 April 2014.*

*Contribution agreement between the United Nations Industrial Development Organization and the United Nations Development Programme regarding the implementation of a project entitled “Dialogues on the post-2015 development agenda: Engaging with the private sector”, signed on 10 and 13 April 2014.*

#### **United Nations Environment Programme (UNEP)**

*Contribution agreement between the United Nations Industrial Development Organization and the United Nations Environment Programme regarding partnership for action on green economy (PAGE), signed on 16 and 23 May 2014.*

*Contribution agreement between the United Nations Industrial Development Organization and the United Nations Environment Programme regarding the Climate Technology Centre and Network, signed on 1 and 10 September 2014.*

*Contribution agreement between the United Nations Industrial Development Organization and the United Nations Environment Programme regarding procurement of refrigerant identifiers for nine countries in South Asia, signed on 18 and 23 September 2014.*

#### **Office of the United Nations High Commissioner for Refugees (UNHCR)**

*Contribution agreement between the United Nations Industrial Development Organization and the Office of the United Nations High Commissioner for Refugees regarding the implementation of a project entitled “Sustainable livelihoods for Afghan refugees/returnees in Iran and Afghanistan”, signed on 12 March 2014.*

#### **World Health Organization (WHO)**

*Contribution agreement between the United Nations Industrial Development Organization and the World Health Organization regarding the implementation of a project entitled “Inter-Organization Programme for the Sound Management of Chemicals (IOMC) toolbox for decision-making in chemicals management — phase II: modification, expansion and promotion”, signed on 14 March and 9 May 2014.*

#### **The World Bank Group (WB)**

##### **International Bank for Reconstruction and Development (IBRD)**

*Amendment No. 1 to the financial procedures agreement between the United Nations Industrial Development Organization and the International Bank for Reconstruction and Development regarding the Global Environment Facility (GEF) trust fund, signed on 17 January and 6 February 2014.*

*Financial procedures agreement between the United Nations Industrial Development Organization and the International Bank for Reconstruction and Development, as Trustee of the Least Developed Countries Fund for Climate Change (LDCF), signed on 23 September 2014.*

*Financial procedures agreement between the United Nations Industrial Development Organization and the International Bank for Reconstruction and Development, as Trustee of the Special Climate Change Fund (SCCF), signed on 23 September 2014.*

##### **International Finance Corporation (IFC)**

*Amendment No. 1 to the cooperation agreement between the United Nations Industrial Development Organization and the International Finance Corporation concluded on 21 March 2013 regarding the implementation of a project entitled “Promoting the adaptation and adoption of Resource Efficient and Cleaner Production through the establishment and operation of a Cleaner Production Centre (CPC) in Ukraine”, signed on 22 July 2014.*

### III. Other intergovernmental organizations

#### **Arab Bank for Economic Development in Africa (BADEA)**

*Joint declaration between the United Nations Industrial Development Organization and the Arab Bank for Economic Development in Africa, signed on 4 November 2014.*

#### **Economic Cooperation Organization (ECO)**

*Trust fund agreement between the United Nations Industrial Development Organization and the Economic Cooperation Organization regarding the implementation of a project entitled “Achieving good governance and sustainability through quality policy formulation in the ECO region”, signed on 18 March 2014.*

#### **Eurasian Economic Commission (EEC)**

*Joint declaration between the United Nations Industrial Development Organization and the Eurasian Economic Commission, signed on 30 October 2014.*

#### **European Union (EU)**

*Addendum No. 1 to the contribution agreement between the United Nations Industrial Development Organization and the European Union concluded on 16 and 30 March 2012 regarding the implementation of a project entitled “Project to support the updating of occupational training in Côte d’Ivoire”, signed on 12 and 13 March 2014.*

*Addendum No. 1 to the contribution agreement between the United Nations Industrial Development Organization and the European Union concluded on 6 November 2009 regarding the implementation of a project in Pakistan entitled “Trade related technical assistance - II - DCI-ASIE/2009/221-591”, signed on 4 and 5 May 2014.*

*Contribution agreement between the United Nations Industrial Development Organization and the European Union regarding the implementation of a project entitled “West Africa quality system — Support for the implementation of the quality policy of the Economic Community of West African States (ECOWAS)”, signed on 11 and 27 August 2014.*

*Contribution agreement between the United Nations Industrial Development Organization and the European Union regarding the implementation of a project entitled “Restructuring and upgrading programme for Central Africa”, signed on 16 September and 6 October 2014.*

*Contribution agreement between the United Nations Industrial Development Organization and the European Union regarding the implementation of a project entitled “Quality infrastructure programme for Central Africa”, signed on 17 September and 6 October 2014.*

*Administrative arrangement between the United Nations Industrial Development Organization and the Directorate General for Enterprise and Industry of the European Commission on a roadmap for industrial cooperation and small and medium enterprises (SMEs), signed on 10 December 2014.*

#### **Global Environment Facility (GEF)**

*Amended and restated memorandum of understanding between the United Nations Industrial Development Organization and the Secretariat of the Global Environment Facility on direct access to GEF resources, signed on 25 August 2014.*



**International Laboratory Accreditation Cooperation (ILAC) and the International Accreditation Forum (IAF)**

*Memorandum of understanding between the United Nations Industrial Development Organization, the International Laboratory Accreditation Cooperation and the International Accreditation Forum, signed on 16 October 2014.*

**IV. Other entities**

**Abadan Oil Refining Company, Islamic Republic of Iran**

*Trust fund agreement between the United Nations Industrial Development Organization and Abadan Oil Refining Company regarding the implementation of a project in the Islamic Republic of Iran entitled “Replacement of barometric condensers of unit 80 with spiral plate heat exchangers”, signed on 16 July 2014.*

**Austrian Development Agency (ADA), Austria**

*Agreement between the United Nations Industrial Development Organization and the Austrian Development Agency regarding the implementation of a project entitled “European Neighbourhood Programme for Agriculture and Rural Development (ENPARD) technical assistance: Producer group and value chain development”, signed on 10 and 16 September 2014.*

*Agreement between the United Nations Industrial Development Organization and the Austrian Development Agency regarding the implementation of a project entitled “Start-up and first operational phase of the Caribbean Centre for Renewable Energy and Energy Efficiency (CCREEE)”, signed on 5 and 9 December 2014.*

**Banco de Comercio Exterior de Colombia S.A. (BANCOLDEX), Colombia**

*Trust fund agreement between the United Nations Industrial Development Organization and Banco de Comercio Exterior de Colombia S.A. regarding the implementation of a project in Colombia entitled “Cosmetic sector quality program”, signed on 1 December 2014.*

**Cabinda Gulf Oil Company Limited (CABGOC), Angola**

*Grant agreement between the United Nations Industrial Development Organization and Cabinda Gulf Oil Company Limited regarding the implementation of a project entitled “Building Capacities for Agroindustry Value Chain Development”, signed by UNIDO on 11 April 2014.*

**China (Shanghai) International Technology Fair Organizing Committee, China**

*Memorandum of understanding on cooperation between the United Nations Industrial Development Organization and the China (Shanghai) International Technology Fair Organizing Committee, signed on 24 April 2014.*

**Dell International LLC, United States of America**

*Memorandum of understanding on cooperation between the United Nations Industrial Development Organization and Dell International LLC, signed on 22 September 2014.*

**Deutsche Gesellschaft für Internationale Zusammenarbeit (GIZ) GmbH, Germany**

*Grant agreement between the United Nations Industrial Development Organization and the Deutsche Gesellschaft für Internationale Zusammenarbeit GmbH regarding the implementation of a project entitled “Strengthening the local production of essential medicines and vaccines in developing countries”, signed on 8 and 10 December 2014.*

**Deutsche Messe AG, Germany**

*Memorandum of understanding on cooperation between the United Nations Industrial Development Organization and Deutsche Messe AG, signed on 21 November 2014.*

**Enval Laboratoire S.A., Côte d'Ivoire**

*Agreement between the United Nations Industrial Development Organization and Enval Laboratoire regarding a special purpose contribution to the Industrial Development Fund (IDF), for the implementation of a project entitled "Enhancing the competitiveness of Ivorian enterprises in non-traditional export sectors", signed on 30 May and 2 June 2014.*

**Esfahan Steel Company, Islamic Republic of Iran**

*Trust fund agreement between the United Nations Industrial Development Organization and Esfahan Steel Company regarding the implementation of a project in the Islamic Republic of Iran entitled "Industrial energy efficiency in key sectors", signed on 20 July 2014.*

**Foundation for Partnership Initiatives in the Niger Delta (PIND), Nigeria**

*Joint declaration between the United Nations Industrial Development Organization and the Foundation for Partnership Initiatives in the Niger Delta on support for poverty reduction through productive activities for inclusive and sustainable industrial development in the Niger Delta region of Nigeria, signed on 16 October 2014.*

**Heineken International B.V., Netherlands**

*Confidentiality and non-disclosure agreement between the United Nations Industrial Development Organization and Heineken International B.V., signed on 2 and 3 June 2014.*

**Industrial Training Fund (ITF), Nigeria**

*Trust fund agreement between the United Nations Industrial Development Organization and the Industrial Training Fund regarding the implementation of a project entitled "National industrial skills gap study in Nigeria", signed on 29 August and 1 September 2014.*

**Institute for Industrial Development and Economic Growth, Mexico**

*Joint declaration between the United Nations Industrial Development Organization and the Institute for Industrial Development and Economic Growth, signed on 26 June 2014.*

**International Congress of Industrialists and Entrepreneurs (ICIE), Russian Federation**

*Cooperative arrangement between the United Nations Industrial Development Organization and the International Congress of Industrialists and Entrepreneurs, signed on 2 and 22 April 2014.*

**IPACK-IMA S.p.A., Italy**

*Memorandum of understanding between the United Nations Industrial Development Organization and IPACK-IMA S.p.A. regarding the new sustainable packaging initiatives in Africa (Maghreb and West Africa) and a programme of conferences on sustainable processing and packaging for development, signed on 18 August and 10 September 2014.*

**Korea Energy Management Corporation (KEMCO), Republic of Korea**

*Memorandum of understanding between the United Nations Industrial Development Organization and the Korea Energy Management Corporation, signed on 4 April 2014.*

*Amendment No. 2 to the trust fund agreement between the United Nations Industrial Development Organization and the Korea Energy Management Corporation concluded on 15 and 17 October 2012 regarding the implementation of a project entitled “Africa sustainable energy and climate change capacity-building project”, signed on 7 and 14 November 2014.*

**Korea Institute of Energy Technology Evaluation and Planning (KETEP) and the Pohang University of Science and Technology (POSTECH), Republic of Korea**

*Agreement between the United Nations Industrial Development Organization, the Korea Institute of Energy Technology Evaluation and Planning and the Pohang University of Science and Technology regarding the implementation of a project entitled “Supporting green industrial development in Ghana: Biogas technology and business for sustainable growth”, signed on 20 December 2013 and 19 February 2014.*

**Nomura Kohsan Co. Ltd., Japan**

*Memorandum of understanding on cooperation between the United Nations Industrial Development Organization and Nomura Kohsan Co. Ltd., signed on 29 April 2014.*

**Office Chérifien des Phosphates (OCP) Foundation, Morocco**

*Memorandum of understanding on cooperation between the United Nations Industrial Development Organization and the OCP Foundation, signed on 21 November 2014.*

**Pakistan Stone Development Company (PASDEC), Pakistan**

*Trust fund agreement between the United Nations Industrial Development Organization and Pakistan Stone Development Company regarding the implementation of a project in Pakistan entitled “Creative entrepreneurship for women (CREW)”, signed on 9 September 2013 and 4 February 2014.*

**Regional Center for Renewable Energy and Energy Efficiency (RCREEE), Egypt**

*Memorandum of understanding between the United Nations Industrial Development Organization and the Regional Center for Renewable Energy and Energy Efficiency, signed on 18 July 2014.*

**University of Dar es Salaam, United Republic of Tanzania**

*Letter of agreement between the United Nations Industrial Development Organization and the University of Dar es Salaam regarding the implementation of a project entitled “Mini-grids based on small hydropower sources to augment rural electrification in Tanzania”, signed on 23 October 2014.*

**World Free Zones Organization (WFZO), Switzerland**

*Memorandum of understanding between the United Nations Industrial Development Organization and the World Free Zones Organization, signed on 19 May 2014.*

## APPENDIX G

### COUNTRY PROMOTION PRESENTATIONS/SEMINARS ORGANIZED BY ITPOs

<i>Region/country promoted</i>	<i>Number of presentations by venue</i>	<i>Total number of presentations</i>
Africa region	China (4), Japan (2), Sudan (1), Turkey (1), United Arab Emirates (1)	9
African Arab States	Djibouti (1), Sudan (1)	2
Middle East and North Africa (MENA)	Jordan (1), Lebanon (2), Turkey (1)	4
Southern African Development Community (SADC)	Japan (1)	1
Azerbaijan	Japan (1), Republic of Korea (1)	2
Bangladesh	Japan (2), Republic of Korea (1)	3
Belarus	Republic of Korea (1)	1
Bulgaria	China (1)	1
Cameroon	Italy (3)	3
Chile	China (1)	1
Colombia	Japan (1)	1
Côte d'Ivoire	Japan (1)	1
Cuba	Italy (1)	1
Cyprus	China (1), Cyprus (1)	2
Czech Republic	Japan (1)	1
Ethiopia	Japan (1), Ethiopia (2)	3
Ghana	Italy (5)	5
Guatemala	Republic of Korea (1)	1
Hungary	Republic of Korea (1)	1
India	Japan (2)	2
Iran (Islamic Republic of)	Iran (Islamic Republic of) (1)	1
Jordan	Jordan (1)	1
Lao People's Democratic Republic	Japan (1)	1
Lebanon	Lebanon (2)	2
Lesotho	Japan (2)	2
Malaysia	Republic of Korea (1)	1
Myanmar	Japan (3)	3
Oman	Japan (1)	1
Pakistan	Italy (4), Pakistan (1)	5
Rwanda	Japan (2)	2
Serbia	Japan (2)	2
Slovakia	China (1)	1
South Africa	Japan (1)	1
Sudan	Sudan (4)	4
Sweden	China (1)	1
Tajikistan	Japan (1)	1
Thailand	Republic of Korea (2)	2
Tunisia	Japan (1)	1
Turkey	Japan (6), Turkey (2)	8
Uganda	Japan (1)	1
United Republic of Tanzania	Italy (2)	2

---

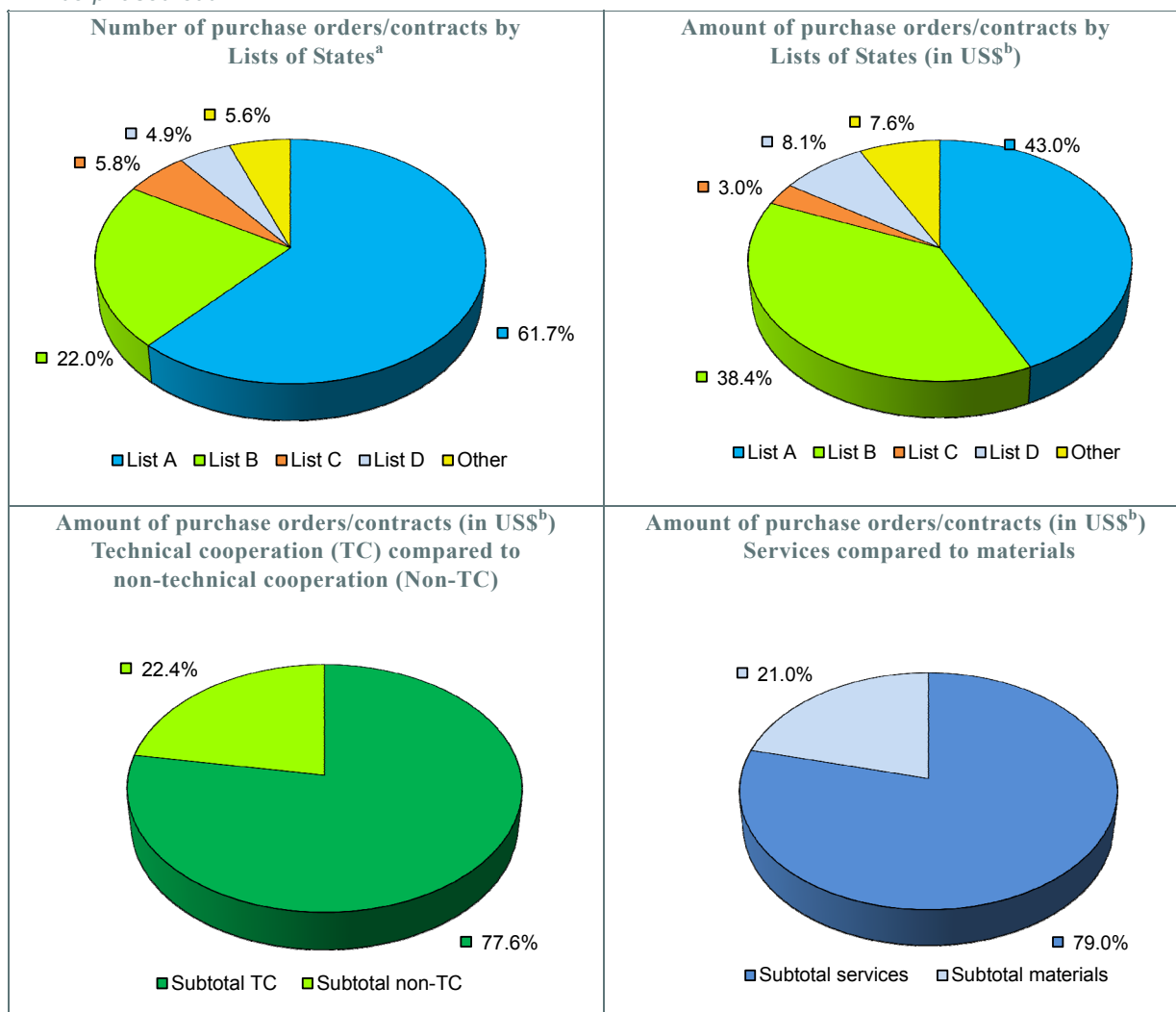
<i>Region/country promoted</i>	<i>Number of presentations by venue</i>	<i>Total number of presentations</i>
Uzbekistan	Republic of Korea (1)	1
Viet Nam	Republic of Korea (1)	1
Total		<hr/> 90

---

Total: 43 countries/regions promoted at 90 presentations/seminars held in 14 countries.

## APPENDIX H PROCUREMENT

The information contained in this appendix is also available through the dashboard monitoring and reporting tools of the enterprise resource planning (ERP) system. Therefore, the issuance of appendix H will be phased out.



<i>Lists of States</i>	<i>Purchase orders placed</i>	<i>US\$<sup>b</sup></i>	<i>Euros</i>
List A	2,460	60,410,519	45,101,262
List B	876	54,006,215	40,381,430
List C	232	4,203,813	3,152,640
List D	194	11,370,335	8,873,927
Other	225	10,658,819	7,931,425
<b>Total</b>	<b>3,987</b>	<b>140,649,701</b>	<b>105,440,685</b>
<b>Of the total amount:</b>	<b>Subtotal TC</b>	<b>109,186,147</b>	<b>82,222,279</b>
	<b>Subtotal non-TC</b>	<b>31,463,554</b>	<b>23,218,406</b>
<b>Of the total amount:</b>	<b>Subtotal services</b>	<b>111,067,222</b>	<b>83,275,256</b>
	<b>Subtotal materials</b>	<b>29,582,479</b>	<b>22,165,429</b>

<sup>a</sup> Refers to Lists of States in Annex I to the Constitution of UNIDO (PBC.31/11, as the data is provided as at 2015).

<sup>b</sup> Based on monthly United Nations rate of exchange.

**APPENDIX I**  
**FIELD REPRESENTATION**  
(As of 31 December 2014)

	<i>UR</i>	<i>DRO</i>	<i>S/IDO</i>	<i>Other</i>	<i>HUO</i>	<i>DIR</i>	<i>NPO</i>	<i>JPO</i>	<i>GS</i>	<i>Total</i>
<b>AFRICA REGION</b>										
Burkina Faso*	0	0	0	0	1	0	0	0	0	1
Cameroon	0	0	0	0	0	0	0	0	1	1
Côte d'Ivoire	1	0	0	0	0	0	1	0	2	4
Democratic Republic of the Congo	1	0	0	0	0	0	0	0	2	3
Ethiopia	0	1	1	0	0	0	1	0	3	6
Ghana	0	0	0	0	0	0	0	0	2	2
Guinea	1	0	0	0	0	0	0	0	2	3
Kenya	1	0	1	0	0	0	1	1	2	6
Madagascar	1	0	0	0	0	0	0	0	2	3
Mali*	0	0	0	0	1	0	0	0	0	1
Mozambique*	0	0	0	0	1	0	1	0	1	3
Nigeria	0	1	0	0	0	0	2	0	5	8
Rwanda*	0	0	0	0	1	0	0	0	0	1
Senegal	1	0	0	0	0	0	0	0	2	3
Sierra Leone*	0	0	0	0	0	0	0	0	1	1
South Africa	0	1	1	0	0	0	1	0	2	5
Uganda*	0	0	0	0	1	0	0	0	0	1
United Republic of Tanzania	0	0	0	0	0	0	1	0	2	3
Zimbabwe*	0	0	0	0	1	0	0	0	0	1
<b>TOTAL</b>	<b>6</b>	<b>3</b>	<b>3</b>	<b>0</b>	<b>6</b>	<b>0</b>	<b>8</b>	<b>1</b>	<b>29</b>	<b>56</b>
<b>ARAB REGION</b>										
Algeria	0	0	0	0	0	0	0	0	2	2
Egypt	0	1	0	0	0	0	1	0	3	5
Jordan*	0	0	0	0	0	0	0	0	0	0
Lebanon	1	0	0	0	0	0	0	0	2	3
Morocco	1	0	0	0	0	0	0	0	2	3
Sudan	1	0	0	0	0	0	0	0	1	2
Tunisia	1	0	0	0	0	0	0	0	2	3
<b>TOTAL</b>	<b>4</b>	<b>1</b>	<b>0</b>	<b>0</b>	<b>0</b>	<b>0</b>	<b>1</b>	<b>0</b>	<b>12</b>	<b>18</b>
<b>ASIA AND THE PACIFIC REGION</b>										
Afghanistan*	0	0	0	0	0	0	0	0	0	0
Bangladesh*	0	0	0	0	1	0	0	0	0	1
Cambodia*	0	0	0	0	1	0	0	0	0	1
China	0	0	1	0	0	1	1	0	4	7
India	0	1	0	0	0	0	0	0	3	4
Indonesia	1	0	0	0	0	0	0	0	2	3
Iran (Islamic Republic of)	1	0	0	0	0	0	0	0	1	2

	UR	DRO	S/IDO	Other	HUO	DIR	NPO	JPO	GS	Total
Lao People's Democratic Republic*	0	0	0	0	1	0	0	0	0	1
Pakistan	1	0	0	0	0	0	1	0	2	4
Philippines	1	0	0	0	0	0	0	0	2	3
Thailand	0	1	0	0	0	0	1	0	3	5
Viet Nam	1	0	0	0	0	0	1	0	2	4
<b>TOTAL</b>	<b>5</b>	<b>2</b>	<b>1</b>	<b>0</b>	<b>3</b>	<b>1</b>	<b>4</b>	<b>0</b>	<b>19</b>	<b>35</b>

**EUROPE AND CENTRAL ASIA REGION**

Armenia*	0	0	0	0	1	0	0	0	0	1
Kyrgyzstan*	0	0	0	0	1	0	0	0	0	1
Turkey*	0	0	0	0	0	1	0	0	2	3
<b>TOTAL</b>	<b>0</b>	<b>0</b>	<b>0</b>	<b>0</b>	<b>2</b>	<b>1</b>	<b>0</b>	<b>0</b>	<b>2</b>	<b>5</b>

**LATIN AMERICA AND THE CARIBBEAN REGION**

Argentina*	0	0	0	0	0	0	0	0	0	0
Bolivia (Plurinational State of)*	0	0	0	0	1	0	0	0	0	1
Brazil	0	1	0	0	0	0	1	0	2	4
Colombia	1	0	0	0	0	0	0	0	2	3
Ecuador*	0	0	0	0	1	0	0	0	0	1
Mexico	0	1	0	0	0	0	1	0	2	4
Nicaragua*	0	0	0	0	1	0	0	0	0	1
Uruguay	0	1	0	0	0	0	1	0	4	6
<b>TOTAL</b>	<b>1</b>	<b>3</b>	<b>0</b>	<b>0</b>	<b>3</b>	<b>0</b>	<b>3</b>	<b>0</b>	<b>10</b>	<b>20</b>
<b>GRAND TOTAL</b>	<b>16</b>	<b>9</b>	<b>4</b>	<b>0</b>	<b>14</b>	<b>2</b>	<b>16</b>	<b>1</b>	<b>72</b>	<b>134</b>

\* Countries where the Organization does not maintain a country or regional office but has field presence through UNIDO Desks or FPs.

UR	UNIDO Representative
DRO	UNIDO Director of Regional Office
S/IDO	Senior/Industrial Development Officer
FP	UNIDO National Focal Point
HUO	Head of UNIDO Operations
DIR	Director
NPO	National Programme Officer
JPO	Junior Professional Officer
GS	General Service

	CTA	AIDO	STA	DIR	H	IPO	NPO	NO	IPE	KCM	PCO	SEE	CTM	APO	GS	Total
<b>Investment and Technology Promotion Offices</b>																
Bahrain, Manama	0	0	0	0	1	1	0	2	0	0	0	0	0	0	3	7
China, Beijing	0	0	0	0	1	1	0	0	0	0	0	0	0	0	0	2
China, Shanghai	0	0	0	0	0	0	0	0	0	0	0	0	0	0	1	1
Italy, Rome	0	0	0	0	1	0	0	0	0	0	0	0	0	0	2	3
Japan, Tokyo	0	0	0	0	1	0	1	1	2	0	0	0	0	0	0	5



	CTA	AIDO	STA	DIR	H	IPO	NPO	NO	IPE	KCM	PCO	SEE	CTM	APO	GS	Total	
<b>Centre for International Industrial Cooperation</b>																	
Russian Federation	0	0	0	1	0	0	0	0	0	0	0	0	0	0	0	0	1
<b>TOTAL</b>	<b>0</b>	<b>0</b>	<b>0</b>	<b>1</b>	<b>4</b>	<b>2</b>	<b>1</b>	<b>3</b>	<b>2</b>	<b>0</b>	<b>0</b>	<b>0</b>	<b>0</b>	<b>0</b>	<b>0</b>	<b>6</b>	<b>19</b>
<b>Personnel secured under technical cooperation funds and/or other funds</b>																	
PTC/EMB/OD	1	0	0	0	0	0	0	0	0	1	0	0	1	0	0	0	3
PTC/EMB/WMU	1	0	0	0	0	0	0	0	0	0	0	0	0	0	0	0	1
PTC/BIT/OD	1	0	0	0	0	0	0	0	0	0	0	0	0	0	0	0	1
PTC/BIT/ITU	0	0	0	0	0	0	0	0	0	0	0	0	0	0	0	1	1
PTC/ECC/OD	0	0	0	0	0	0	0	0	0	0	0	1	0	0	0	0	1
PTC/TCB/QSC	1	0	0	0	0	0	0	0	0	0	0	0	0	0	0	0	1
PTC/PRM/OD	0	0	0	0	0	0	1	0	0	0	0	0	0	0	0	0	1
PRF/FLD/AFR/NIR	1	0	0	0	0	0	0	0	0	0	0	0	0	0	0	0	1
PRF/RSI/RPA	0	0	0	0	0	0	0	0	0	0	0	0	0	0	1	0	1
<b>TOTAL</b>	<b>5</b>	<b>0</b>	<b>0</b>	<b>0</b>	<b>0</b>	<b>0</b>	<b>1</b>	<b>0</b>	<b>0</b>	<b>1</b>	<b>0</b>	<b>1</b>	<b>1</b>	<b>1</b>	<b>1</b>	<b>1</b>	<b>11</b>
<b>GRAND TOTAL</b>	<b>5</b>	<b>0</b>	<b>0</b>	<b>1</b>	<b>4</b>	<b>2</b>	<b>2</b>	<b>3</b>	<b>2</b>	<b>1</b>	<b>0</b>	<b>1</b>	<b>1</b>	<b>1</b>	<b>1</b>	<b>7</b>	<b>30</b>
<b>GRAND TOTAL WORKFORCE REPRESENTED IN THE FIELD</b>																<b>164</b>	
CTA	Chief Technical Adviser																
AIDO	Associate Industrial Development Expert																
STA	Senior Technical Adviser																
DIR	Director																
H	Head																
IPO	Investment Promotion Officer																
NPO	National Project Officer																
NO	National Officer																
IPE	Investment Promotion Expert and Deputy to Head																
KCM	Knowledge and Communications Manager																
PCO	Project Coordination Officer																
SEE	Sustainable Energy Expert																
CTM	Climate Technology Manager																
APO	Associate Programme Officer																
GS	General Service																
PTC/EMB/OD	Programme Development and Technical Cooperation Division/Environmental Management Branch/Office of the Director																
PTC/EMB/WMU	Programme Development and Technical Cooperation Division/Environmental Management Branch/Water Management Unit																
PTC/BIT/OD	Programme Development and Technical Cooperation Division/Business, Investment and Technology Services Branch/Office of the Director																
PTC/BIT/ITU	Programme Development and Technical Cooperation Division/Business, Investment and Technology Services Branch/Investment and Technology Unit																
PTC/ECC/OD	Programme Development and Technical Cooperation Division/Energy and Climate Change Branch/Office of the Director																

PTC/TCB/QSC	Programme Development and Technical Cooperation Division/Trade Capacity-building Branch/Quality, Standards and Conformity Unit
PTC/PRM/OD	Programme Development and Technical Cooperation Division/Partnerships and Results Monitoring Branch/Office of the Director
PRF/FLD/AFR/NIR	Industrial Policy, External Relations and Field Representation Division/Field Offices/Field Presence in the Africa Region/Regional Office in Nigeria
PRF/RSI/RPA	Industrial Policy, External Relations and Field Representation Division/Research, Statistics and Industrial Policy Branch/Research and Industrial Policy Advice Unit

**APPENDIX J****OVERVIEW OF UNIDO WORKFORCE**

Table 1

Snapshot as at 31 December 2014 and headcount from 1 January to 31 December 2014

	Snapshot (31 December 2014)	Total headcount (January to December 2014)
<b>Staff members</b>		
<i><b>Internationally-recruited staff members:</b></i>		
Core staff members (100 series)	230	242
Non-core staff members (200 series)	33	41
<b>Subtotal of internationally-recruited staff members</b>	<b>263</b>	<b>283</b>
<i><b>Locally-recruited staff members:</b></i>		
National Professional Officers (NO)	40	42
General Service (100 series)	350	363
General Service short-term (300 series)	31	35
<b>Subtotal of locally-recruited staff members</b>	<b>421</b>	<b>440</b>
<b>Total employees with staff member status</b>	<b>684</b>	<b>723</b>
<b>Experts and consultants</b>		
<b>Internationally-recruited Individual Service Agreements (ISA) holders</b>	378	819
<b>Locally-recruited ISA holders</b>	938	1,512
<b>Total employees with ISA</b>	<b>1,316</b>	<b>2,331</b>
<b>Total UNIDO workforce: Snapshot as at 31 December 2014 and during 2014</b>	<b>2,000</b>	<b>3,054</b>

Table 2  
Internationally-recruited staff members by grade, duty station and gender as at  
31 December 2014

	Field			Headquarters			Offices away from Headquarters			Loan and secondment			Grand total		
	M	F	Total	M	F	Total	M	F	Total	M	F	Total	M	F	Total
100 series of staff rules															
DG				1		1							1		1
D-2				2		2							2		2
D-1	7	3	10	12	4	16	1		1				20	7	27
P-5	12	4	16	33	9	42	2		2		1	1	47	14	61
P-4	1	1	2	43	18	61	1		1		1	1	45	20	65
P-3	2		2	31	24	55							33	24	57
P-2				7	8	15	1		1	1		1	9	8	17
Subtotal 100 series	22	8	30	129	63	192	5		5	1	2	3	157	73	230
200 series of staff rules															
L-6	2	1	3										2	1	3
L-5	3	1	4	2	1	3							5	2	7
L-4	3		3	1		1							4		4
L-3	1	2	3	3	2	5							4	4	8
L-2	1	1	2	4	3	7							5	4	9
L-1				1	1	2							1	1	2
Subtotal 200 series	10	5	15	11	7	18							21	12	33
<b>Total</b>	<b>32</b>	<b>13</b>	<b>45</b>	<b>140</b>	<b>70</b>	<b>210</b>	<b>5</b>		<b>5</b>	<b>1</b>	<b>2</b>	<b>3</b>	<b>178</b>	<b>85</b>	<b>263</b>
Field 17.11%      HQ 79.85%      NYK, GVA, BRS 1.90%      Others 1.14%      67.68% 32.32% 100.00%															

Table 3  
Locally-recruited staff members by grade, duty station and gender as at  
31 December 2014

	Field			Headquarters			Offices away from Headquarters			Loan and secondment			Grand total		
	M	F	Total	M	F	Total	M	F	Total	M	F	Total	M	F	Total
100 series of staff rules															
NO-4	15	3	18										15	3	18
NO-3	7	3	10										7	3	10
NO-2	5	2	7										5	2	7
NO-1	2	3	5										2	3	5
Subtotal NO 100 series	29	11	40										29	11	40
G-7					1	1								1	1
G-6	2	12	14	25	66	91		1	1				27	79	106
G-5	5	20	25	34	69	103		1	1				39	90	129
G-4	1	8	9	32	13	45							33	21	54
G-3	20	2	22	17	1	18	1		1				38	3	41
G-2	8	1	9	9	1	10							17	2	19
Subtotal GS 100 series	36	43	79	117	151	268	1	2	3				154	196	350
300 series of staff rules															
G-3				5	9	14							5	9	14
G-2				17		17							17		17
Subtotal GS 300 series				22	9	31							22	9	31
Subtotal GS	36	43	79	139	160	299	1	2	3				176	205	381
<b>TOTAL</b>	<b>65</b>	<b>54</b>	<b>119</b>	<b>139</b>	<b>160</b>	<b>299</b>	<b>1</b>	<b>2</b>	<b>3</b>				<b>205</b>	<b>216</b>	<b>421</b>
	Field <b>28.27%</b>			HQ <b>71.02%</b>			Others <b>0.71%</b>						<b>49%</b>	<b>51%</b>	<b>100.00%</b>

Table 4  
Total employees with staff member status by grade and gender  
as at 31 December 2014

	Male	Female	Total
DG	1		1
D-2	2		2
D-1	20	7	27
P-5	47	14	61
P-4	45	20	65
P-3	33	24	57
P-2	9	8	17
<b>Subtotal</b>	<b>157</b>	<b>73</b>	<b>230</b>
NO-4	15	3	18
NO-3	7	3	10
NO-2	5	2	7
NO-1	2	3	5
<b>Subtotal</b>	<b>29</b>	<b>11</b>	<b>40</b>
G-7		1	1
G-6	27	79	106
G-5	39	90	129
G-4	33	21	54
G-3	38	3	41
G-2	17	2	19
<b>Subtotal</b>	<b>154</b>	<b>196</b>	<b>350</b>
<b>Total 100 series</b>	<b>340</b>	<b>280</b>	<b>620</b>
L-6	2	1	3
L-5	5	2	7
L-4	4		4
L-3	4	4	8
L-2	5	4	9
L-1	1	1	2
<b>Total 200 series</b>	<b>21</b>	<b>12</b>	<b>33</b>
G-3	5	9	14
G-2	17		17
<b>Total 300 series</b>	<b>22</b>	<b>9</b>	<b>31</b>
<b>GRAND TOTAL</b>	<b>383</b>	<b>301</b>	<b>684</b>

Table 5  
Experts and consultants under Individual Service Agreements (ISA)  
1 January to 31 December 2014

	Field			Headquarters			Offices away from Headquarters			Grand Total		
	M	F	Total	M	F	Total	M	F	Total	M	F	Total
Internationally-recruited	448	104	552	128	132	260	3	4	7	579	240	819
Locally-recruited	972	430	1,402	49	61	110				1,021	491	1,512
Total	1,420	534	1,954	177	193	370	3	4	7	1,600	731	2,331
	Field <b>83.83%</b>			HQ <b>15.87%</b>			Others <b>0.30%</b>			<b>68.64%</b> <b>31.36%</b>		

**APPENDIX K**  
**STAFF DEVELOPMENT**  
*Courses held in 2014*

<i>Module</i>	<i>Number of courses</i>	<i>Training hours/ course</i>	<i>Total number of participants</i>	<i>Total trainee hours</i>
<i>I. Orientation for Headquarters and field staff</i>				
Orientation programme for newly-recruited staff at Headquarters (UNIDO programme of work)	1	7	10	70
Subtotal	1	7	10	70
<i>II. Executive and management development</i>				
Board of Directors retreat	1	14	38	532
Expanded Board of Directors retreat	1	7	92	644
Workshop for managers on people and performance management	16	4	40	160
United Nations Country Team (UNCT) leadership and coordination skills training	1	35	1	35
Subtotal	19	60	171	1,371
<i>III. Technical competencies upgrading</i>				
Specialized technical external trainings	11	28	14	392
Stockholm Convention Unit team-building retreat	3	21	14	294
Financial and Administrative Framework Agreement (FAFA) seminar	1	12	36	432
Effective collaboration with the European Union (EU) seminar	2	3	49	147
Basic project management cycle workshop	1	14	28	392
Advanced project management cycle workshop	1	14	16	224
Introduction to the logical framework and results-based management (eLearning with test)	1	10	26	260
SAP technical cooperation budget revision for field staff	4	2	15	30
SAP refresher course on travel management and leave requests for field staff	1	2	4	8
SAP processes for newly-recruited field staff	1	35	10	350
Workshop on clusters as a tool for regional development and competitiveness	1	28	26	728
Introductory workshop on change management	1	14	11	154
Workshop on gender mainstreaming for the Trade Capacity-building Branch	1	14	33	462
Workshop on gender mainstreaming for the Business, Investment and Technology Services Branch	1	4	29	116
Workshop on gender mainstreaming for the Environmental Management Branch	1	14	16	224
Workshop on the logical framework for Directors and Unit Chiefs	1	7	16	112
HBCD (hexabromocyclododecane) training	1	14	9	126



<i>Module</i>	<i>Number of courses</i>	<i>Training hours/course</i>	<i>Total number of participants</i>	<i>Total trainee hours</i>
Workshop on ISO 17011	1	14	24	336
Trade capacity-building technical visit to the IAEA laboratories in Seibersdorf	1	7	30	210
Subtotal	35	257	406	4,997
<i>IV. Language training</i>	28	48	298	14,304
Subtotal	28	48	298	14,304
<i>V. Information technology training</i>				
Google Analytics training	1	7	5	35
Introduction to TYPO3 Content Management System (CMS) training	1	14	6	84
Advanced TYPO3 Content Management System (CMS) training	1	7	1	7
Subtotal	3	28	12	126
<i>VI. General competencies upgrading</i>				
Workshop on UNIDO behavioural competencies	10	4	40	160
Online coaching session on personal and professional development	2	45	1	45
Effective writing and drafting skills workshop	16	12	104	1,248
UNIDO Code of Ethical Conduct (eLearning with test)	1	2	5	10
Introduction to fraud awareness (eLearning with test)	1	2	171	342
Subtotal	30	65	321	1,805
<i>VII. Work life balance/staff welfare</i>				
Basic security in the field II (eLearning with test)	1	3	4	12
Advanced security in the field (eLearning with test)	1	2	3	6
Health, safety and security training	3	8	34	272
Subtotal	5	13	41	290
<b>GRAND TOTAL</b>	<b>121</b>	<b>478</b>	<b>1,259</b>	<b>22,963</b>

## APPENDIX L

### INDUSTRIAL STATISTICS

<i>Title</i>	<i>Description</i>
International Yearbook of Industrial Statistics 2014 (ISBN 978 1 78195 564 2)	Annual publication of UNIDO (co-publisher Edward Elgar Publishing Ltd., Cheltenham, UK), which provides worldwide statistics on level, growth and structure of manufacturing industry and facilitates detailed international comparison relating to manufacturing activities.
World Statistics on Mining and Utilities 2014 (ISBN 978 1 78347 795 1)	Biennial publication of UNIDO (co-publisher Edward Elgar Publishing Ltd., Cheltenham, UK), which provides a unique overview of the role of mining and utility activities in the world economy. Country-level data are clearly presented on the number of establishments, employment and output of activities such as coal, iron ore, and crude petroleum mining as well as production and supply of electricity, natural gas and water.
UNIDO Industrial Statistics Database at the 4-digit level of ISIC (Revisions 3 and 4) INDSTAT4, 2014 edition	Online statistical product (also available in CD-ROM), which contains key industrial statistics at the most detailed level of the International Standard Industrial Classification (ISIC) comprising 127 manufacturing sectors supported with user-friendly interfaces for metadata reference, data search, exporting and manipulation. A summary description is available at <a href="http://www.unido.org/statistics">www.unido.org/statistics</a> . The database itself is available at <a href="http://stat.unido.org">stat.unido.org</a> .
UNIDO Industrial Statistics Database at the 2-digit level of ISIC (Revision 3) INDSTAT2, 2014 edition	Online statistical product (also available in CD-ROM). The database is a unique statistical product with a historical series of industrial data by a single classification code for 163 countries. It provides internationally comparable business structure statistics over a long period of time. A summary description is available at <a href="http://www.unido.org/statistics">www.unido.org/statistics</a> . The database itself is available at <a href="http://stat.unido.org">stat.unido.org</a> .
UNIDO Industrial Demand-Supply Balance (IDSB) Database at the 4-digit level ISIC (Revisions 3 and 4), 2014 edition	Online statistical product (also available in CD-ROM). The IDSB database contains data on production, foreign trade and apparent domestic consumption at the most detailed level of ISIC comprising 127 manufacturing sectors supported with user-friendly interfaces for metadata reference, data search, exporting and manipulation. A summary description is available at <a href="http://www.unido.org/statistics">www.unido.org/statistics</a> . The database itself is available at <a href="http://stat.unido.org">stat.unido.org</a> .

<i>Title</i>	<i>Description</i>
World manufacturing value added (MVA) database with gross domestic product (GDP) and population variables — MVA Explorer, 2014 edition	This edition of UNIDO MVA database contains data on population as well as GDP and MVA at current and constant prices. The database is primarily developed to meet the internal needs of the UNIDO research programme.
UNIDO Mining and Utilities Statistics Database at the 2- and 3-digit level of ISIC (Revisions 3 and 4), MINSTAT, 2014 edition	<p>Online statistical product (also available in CD-ROM). This is the first edition of the database on mining, quarrying and utilities sectors combining production and supply of electricity, gas, water, hot water, steam and air-conditioning.</p> <p>A summary description is available at <a href="http://www.unido.org/statistics">www.unido.org/statistics</a>. The database itself is available at <a href="http://stat.unido.org">stat.unido.org</a>.</p>
Statistical Country Brief — 2014 update	Web-based publication of country specific data in comparison with the respective region and the world. Available at <a href="http://www.unido.org/statistics">www.unido.org/statistics</a> .

## APPENDIX M

### LIST OF TECHNICAL COOPERATION ACTIVITIES

#### Introduction

The purpose of the list of UNIDO technical cooperation activities is to provide representatives of Member States with a convenient overview and reference not only for use during discussions at the sessions of the policymaking organs, but also for consultations with the Secretariat throughout the year.

The information is presented by country as in the 2013 report, including adjustments and simplifications to the report following the introduction of the Enterprise Resource Planning (ERP) system and related management decisions.

The annex lists individual projects by country, consistent with the technical cooperation dashboards accessible to Member States. Information on integrated or country programmes no longer presents the total programme value and the status of projects. Moreover, the project identification in the ERP system is numerical and no longer contains the fund code.

The financial data, expressed in US dollars as at 31 December 2014, presents three sets of values: (a) The column total budget includes all resources made available to the project; (b) The column current year expenditure reflects all expenditures incurred during the reporting period; and (c) The column previous year expenditure contains all expenditures incurred prior to the reporting period.

The introduction of the ERP system required the use of a different set of accounting rules. For example, a negative value might be shown in some instances as current year expenditure, a phenomenon that resulted from the splitting of expenditures by reporting periods. A negative current year expenditure figure therefore indicates the downward adjustment, in the current reporting period, of a previously reported commitment, and does not entail over-expenditure or any other irregularity.

As in previous years, the approval date of the project (project allotment document (PAD) issuance date) indicates the month and year when the funds were made available to the project. Project titles are listed in their original language, as approved by the concerned Member State and UNIDO, under the recipient country/area/territory.

The appendix also includes listings of regional, global and interregional projects. Concerning umbrella projects, for example those where donor financing covers various projects, only the individual projects are listed.

This appendix will be subject to further adjustments. The aim is to making it available through the ERP system and to further enriching its content to include reporting on results achieved on a country portfolio level.

*List of technical cooperation activities*

<b>Country/area/territory</b>	<b>Page</b>	<b>Country/area/territory</b>	<b>Page</b>
AFGHANISTAN.....	56	HAITI .....	74
ALBANIA .....	56	HONDURAS .....	75
ALGERIA .....	56	INDIA .....	75
ANGOLA.....	57	INDONESIA .....	77
ANTIGUA AND BARBUDA.....	57	IRAN (ISLAMIC REPUBLIC OF) .....	77
ARGENTINA .....	57	IRAQ.....	78
ARMENIA.....	57	JORDAN .....	78
AUSTRIA .....	58	KENYA .....	79
AZERBAIJAN .....	58	KUWAIT .....	80
BAHRAIN .....	59	KYRGYZSTAN .....	80
BANGLADESH.....	59	LAO PEOPLE'S DEMOCRATIC REPUBLIC .....	80
BELARUS.....	59	LEBANON.....	81
BENIN .....	59	LESOTHO .....	81
BHUTAN .....	60	LIBERIA.....	82
BOLIVIA (PLURINATIONAL STATE OF) .....	60	LIBYA .....	82
BOSNIA AND HERZEGOVINA.....	60	MADAGASCAR.....	82
BRAZIL.....	61	MALAWI.....	83
BURKINA FASO .....	61	MALAYSIA .....	83
BURUNDI.....	61	MALDIVES.....	83
CABO VERDE.....	62	MALI.....	84
CAMBODIA .....	62	MAURITIUS .....	84
CAMEROON .....	63	MEXICO .....	84
CENTRAL AFRICAN REPUBLIC .....	63	MONGOLIA .....	85
CHAD .....	63	MONTENEGRO .....	85
CHILE.....	64	MOROCCO .....	86
CHINA.....	64	MOZAMBIQUE .....	86
COLOMBIA .....	65	MYANMAR .....	87
COMOROS .....	66	NAMIBIA.....	88
CONGO .....	66	NEPAL.....	88
COSTA RICA.....	67	NICARAGUA.....	89
CÔTE D'IVOIRE.....	67	NIGER.....	89
CROATIA .....	68	NIGERIA.....	89
CUBA.....	68	OMAN .....	90
CZECH REPUBLIC.....	68	PAKISTAN .....	90
DEMOCRATIC PEOPLE'S REPUBLIC OF KOREA .....	68	PANAMA .....	92
DEMOCRATIC REPUBLIC OF THE CONGO.....	68	PARAGUAY.....	92
DOMINICAN REPUBLIC .....	69	PERU .....	92
ECUADOR .....	69	PHILIPPINES .....	92
EGYPT .....	69	QATAR.....	93
EL SALVADOR.....	70	REPUBLIC OF MOLDOVA .....	93
EQUATORIAL GUINEA.....	70	RUSSIAN FEDERATION .....	93
ERITREA.....	71	RWANDA .....	94
ETHIOPIA.....	71	SAINT LUCIA .....	95
GABON .....	72	SAINT VINCENT AND THE GRENADINES .....	95
GAMBIA.....	72	SAO TOME AND PRINCIPE.....	95
GHANA .....	72	SAUDI ARABIA.....	96
GUATEMALA.....	73	SENEGAL .....	96
GUINEA.....	74	SERBIA .....	97
GUINEA-BISSAU.....	74	SEYCHELLES .....	97
		SIERRA LEONE .....	97

SOMALIA.....	98
SOUTH AFRICA.....	99
SOUTH SUDAN.....	100
SRI LANKA.....	100
STATE OF PALESTINE .....	101
SUDAN.....	101
SURINAME .....	102
SWAZILAND .....	102
SYRIAN ARAB REPUBLIC .....	102
TAJKISTAN .....	103
THAILAND .....	103
THE FORMER YUGOSLAV REPUBLIC OF MACEDONIA .....	103
TIMOR-LESTE.....	104
TOGO.....	104
TUNISIA.....	105
TURKEY.....	105
TURKMENISTAN .....	106
UGANDA.....	106
UKRAINE .....	107
UNITED REPUBLIC OF TANZANIA .....	107
URUGUAY.....	108
UZBEKISTAN.....	109
VENEZUELA (BOLIVARIAN REPUBLIC OF) .....	109
VIET NAM.....	109
YEMEN.....	110
ZAMBIA .....	110
ZIMBABWE.....	111
AFRICA REGION .....	111
ARAB REGION.....	115
ASIA AND THE PACIFIC REGION.....	115
EUROPE AND CENTRAL ASIA REGION .....	117
LATIN AMERICA AND THE CARIBBEAN REGION.....	118
GLOBAL.....	119
INTERREGIONAL .....	126

**Abbreviations**

3ADI	Accelerated Agribusiness and Agro-industries Development Initiative	CP	country programme
ABD	Agri-Business Development Unit	CPC	Community-based Production Centres
ACP	African, Caribbean and Pacific Group of States	CPI	consumer price index
AE	Associate Expert	CREST	Community Resilience and Entrepreneurship Training
AFRIMETS	Africa Metrology System	CSF	country service framework
AFRIPANET	Africa Investment Promotion Agency Network	CSR	corporate social responsibility
AIDA	Accelerated Industrial Development of Africa	CTC	carbon tetrachloride
AMA	Automotive Components Manufacturers Association	CTCN	Climate Technology Centre and Network
API(s)	active pharmaceutical ingredient(s)	DAO	Delivering as One
ARP-JPC2	agriculture, rural development and poverty alleviation programme - joint programme component 2	DCs	developing countries
ASEAN	Association of Southeast Asian Nations	DDT	dichlorodiphenyltrichloroethane
AU	African Union	DG SANCO	Directorate-General for Consumer Health and Consumers
AUC	African Union Commission	DHL	Deutsche Post DHL Group
BAB	Bangladesh Accreditation Board	DOMREP	Dominican Republic
BAT	best available technique	EAC	East African Community
BEP	best environmental practice	ECA	Europe and Central Asia
BEST	Better Work and Standards Programme	ECO	Economic Cooperation Organization
BP	business promotion	ECOWAS	Economic Community of West African States
BRICS	Brazil, Russia, India, China and South Africa	EE	energy efficiency
CAMI	Conference of African Ministers of Industry	EEE	electronic and electric equipment
CARIFORUM	Caribbean Forum	EGM	expert group meeting
CBL	Clusters and Business Linkages Unit	EI	Economics Institute of the Academy of Sciences, Czech Republic
CC	climate change	ENPARD	European Neighborhood Program for Rural Development <i>Armenia</i>
CCA	common country assessment	ESEA	East and South-East Asia
CEMAC	Economic and Monetary Community of Central Africa	EURASEC	Eurasian Economic Community
CERGE	Centre for Economic Research and Graduate Education of Charles University in Prague	GCC	Gulf Cooperation Council
CFC(s)	Chlorofluorocarbon(s)	GCLME	Guinea Current Large Marine Ecosystem
CFDA	China Food and Drug Administration	GEF	Global Environment Facility
CIIC	UNIDO Centre for International Industrial Cooperation, Moscow	GHG	greenhouse gas
CIS	Commonwealth of Independent States	GRULAC	Latin American and Caribbean Group
CLARIS	Community Livelihoods and Rural Industry Support Programme	HCFC	hydrochlorofluorocarbon
COMP	Component	HFC	hydrofluorocarbon
COP	Conference of the Parties	HP	Hewlett Packard
		HPMP	HCFC phase-out Management Plan
		HS	Human Security
		ICT	information and communication technology
		IDEA	Innovation Development and Entrepreneurship for All
		IEA	International Economic Association
		IOMC	Inter-Organization Programme for the Sound Management of Chemicals
		IP	integrated programme
		IPA	Industrial Promotion Agency

ISID	Inclusive and Sustainable Industrial Development	RETF	Renewable Energy Trust Fund
ISO	International Organization for Standardization	RTCs	Rural Transformation Centres
IT	Investment Technology	SADC	Southern African Development Community
ITPO	Investment and Technology Promotion Office	SADCREEE	SADC Centre for Renewable Energy and Energy Efficiency
JP	joint programme	SAICM	Strategic Approach to International Chemicals Management
JPO	Junior Professional Officer	SATECH	Salima Agricultural Technology
KEMCO	Korea Energy Management Corporation	SCORE	sustainability through competitive and responsible enterprises
LAC	Latin America and the Caribbean	SDG	Sustainable Development Goals
LDC	least developed country	SDWH	statistical data warehouse
MB	methyl bromide	SHP	small hydro-power
MBR	methyl bromide	SIDA	Swedish International Development Cooperation Agency
MDGs	Millennium Development Goals	SIDS	small island developing States
MDG-F	Millennium Development Goal Fund	SME	small and medium enterprise
MENA	Middle East and North Africa	SMEDA	Small and Medium Enterprises Development Authority
MICS	middle-income countries	SMTQ	standards, metrology, testing and quality
MIEPO	Moldovan Investment and Export Promotion Organization	SNNPR	South Nation, Nationalities and People's Region
MINEDUC	Ministry of Education	SPS	mesure sanitaire et phytosanitaire
MINICOM	Ministry of Trade and Industry	SPWA	Strategic Programme for West Africa
MINIFRA	Ministry of Infrastructure	SPX	Subcontracting and Partnership Exchange
MSMEs	micro, small and medium enterprises	SSDP	Sustainable Supplier Development Programme
NIP	National Implementation Plan	TA	technical assistance
NQI	national quality improvement	TBT/SPS	technical barriers to trade/sanitary and phytosanitary
NSOs	National Statistics Offices	TC	technical cooperation
ODS	ozone-depleting substance	TCB	trade capacity-building
PA	preparatory assistance	TEST	transfer of environmentally sound technologies
PAS	private agricultural sector support	TF	trust fund
PCB	polychlorinated biphenyl	TRTA	trade related technical assistance
PDPC	Projet de développement des pôles de croissance	TSCR	Trade Standards Compliance Report
PHD	Doctor of Philosophy	TT	technology transfer
PIF	project identification form	TVET	technical and vocational education and training
POP	persistent organic pollutant	UEMOA	Union Economique et Monétaire Ouest Africaine
PPG	project preparation grant	UN	United Nations
PPP	public-private partnership	UNDAF	United Nations Development Assistance Framework
PROPSEEDS	promotion of opportunities for private sector enterprise expansion, development and shared growth	UNDAP	United Nations Development Assistance Plan
PSF	Private Sector Federation	UNDG	United Nations Development Group
PU	polyurethane	UNDP	United Nations Development Programme
PV	photovoltaic		
RAC	room air conditioning		
RAF	Africa Region		
RE	renewable energy		
RECP	resource efficient and cleaner production		
REMA	Rwanda Environment Management Authority		



UNEP	United Nations Environment Programme
UNHCR	United Nations High Commissioner for Refugees
UNHQ	United Nations Headquarters
UNIDO	United Nations Industrial Development Organization
UNU	United Nations University
UPOP	unintentionally produced - persistent organic pollutant
VCs	value chains
VEF	Vienna Energy Forum
VNCPC	Viet Nam National Cleaner Production Centre
WAQS	West Africa quality system
WEEE	waste electrical and electronic equipment
WTO	World Trade Organization
WWDR	World Water Development Report
XPS	extruded polystyrene
YES-DI	youth entrepreneurship skills - development initiative

Identification number and title	PAD issuance date	Total budget	Current year expenditure	Previous year expenditure
<b>AFGHANISTAN</b>				
<b>101048</b> NUTRITION AND HOUSEHOLD FOOD SECURITY IN AFGHANISTAN	<b>12.2009</b>	447,500	-5,512	442,840
<b>106077</b> DEVELOPMENT OF NATIONAL STANDARDS AND CAPACITY DEVELOPMENT FOR TECHNICAL COMMITTEES	<b>10.2011</b>	552,153	-35,153	593,225
<b>ALBANIA</b>				
<b>105005</b> HCFC PHASE-OUT MANAGEMENT PLAN (STAGE I, FIRST TRANCHE)	<b>01.2014</b>	167,000	11,376	37,595
<b>120536</b> BIOMASS ENERGY FOR PRODUCTIVE USE FOR SMALL AND MEDIUM ENTERPRISES (SMES) IN THE OLIVE OIL SECTOR (CEO)	<b>10.2014</b>	927,000	1,404	0
<b>130014</b> BIOMASS ENERGY FOR PRODUCTIVE USE FOR SMALL AND MEDIUM ENTERPRISES (SMES) IN THE OLIVE OIL SECTOR IN ALBANIA (PPG)	<b>09.2013</b>	50,000	4,724	44,999
<b>ALGERIA</b>				
<b>100156</b> CRÉATION ET DÉVELOPPEMENT DE CONSORTIUMS D'EXPORTATION D'ENTREPRISES INDUSTRIELLES DANS LE SECTEUR AGRO-ALIMENTAIRE	<b>03.2014</b>	524,022	85,294	217,974
<b>100315</b> ENABLING ACTIVITIES TO REVIEW AND UPDATE THE NATIONAL IMPLEMENTATION PLAN FOR THE STOCKHOLM CONVENTION ON PERSISTENT ORGANIC POLLUTANTS (POPs)	<b>08.2012</b>	181,592	33,674	131,592
<b>104027</b> CAPACITY BUILDING FOR THE ENVIRONMENTALLY SOUND MANAGEMENT OF POPs AND THE DESTRUCTION OF PCB WASTES IN ALGERIA - PREPARATORY ASSISTANCE	<b>07.2009</b>	260,000	-118	249,434
<b>105016</b> CONVERSION FROM HCFC-141B IN THE MANUFACTURE OF POLYURETHANE RIGID INSULATION FOAM FOR DOMESTIC REFRIGERATORS AT CRISTOR	<b>12.2010</b>	215,380	-874	14,968
<b>105327</b> NATIONAL ODS PHASE-OUT PLAN (SECOND TRANCHE)	<b>09.2009</b>	194,390	4,182	190,209
<b>105329</b> PREPARATION FOR PILOT DEMONSTRATION PROJECT ON ODS WASTE MANAGEMENT AND DISPOSAL	<b>12.2009</b>	85,000	10,114	69,355
<b>120221</b> CONDOR CONVERSION OF HCFC-22 IN THE MANUFACTURE OF AIR CONDITIONING UNITS	<b>06.2012</b>	1,379,460	1,345	13,584

Identification number and title	PAD issuance date	Total budget	Current year expenditure	Previous year expenditure
<b>120383</b> HCFC PHASE-OUT MANAGEMENT PLAN (STAGE I, FIRST TRANCHE)	<b>08.2012</b>	214,400	20,188	9,300
<b>140186</b> PILOT DEMONSTRATION PROJECT ON ODS WASTE MANAGEMENT AND DISPOSAL	<b>08.2014</b>	375,059	0	0
<b>ANGOLA</b>				
<b>101126</b> TECHNICAL ASSISTANCE FOR ANGOLA'S ENTREPRENEURSHIP CURRICULA IN SECONDARY SCHOOLS PROGRAMME	<b>12.2008</b>	1,592,920	-65,696	1,561,867
<b>130294</b> BUILDING CAPACITIES FOR AGROINDUSTRY VALUE CHAIN DEVELOPMENT	<b>01.2014</b>	176,991	171,668	0
<b>ANTIGUA AND BARBUDA</b>				
<b>140390</b> PREPARATION OF A HCFC PHASE-OUT MANAGEMENT PLAN (STAGE II)	<b>12.2014</b>	10,000	2,350	0
<b>ARGENTINA</b>				
<b>105017</b> PHASE OUT METHYL BROMIDE IN STRAWBERRY, PROTECTED HORTICULTURE AND CUT FLOWER PRODUCTION	<b>04.2000</b>	3,183,390	41	3,181,476
<b>105018</b> PLAN FOR PHASE-OUT OF ODS IN THE SOLVENT SECTOR	<b>12.2003</b>	635,986	71,124	557,792
<b>105020, 105026, 120408</b> NATIONAL CFC PHASE-OUT PLAN: 2006 WORK PROGRAMME	<b>01.2007</b>	13,541,780	1,241,637	11,595,236
<b>130001</b> PREPARATORY PROJECT TO FACILITATE THE APPLICATION OF THE MERCURY TREATY IN ARGENTINA	<b>09.2013</b>	350,000	334,897	0
<b>ARMENIA</b>				
<b>100024</b> ENABLING ACTIVITIES TO REVIEW AND UPDATE THE NATIONAL IMPLEMENTATION PLAN FOR THE STOCKHOLM CONVENTION ON PERSISTENT ORGANIC POLLUTANTS (POPs)	<b>09.2012</b>	136,200	38,488	93,808
<b>120228</b> PPG IMPLEMENTATION OF BAT AND BEP FOR REDUCTION OF UP-POPS RELEASES FROM OPEN BURNING SOURCES IN ARMENIA	<b>09.2013</b>	50,000	45,444	0

Identification number and title	PAD issuance date	Total budget	Current year expenditure	Previous year expenditure
<b>120344</b> CLEAN ENERGY TECHNOLOGY INNOVATION PROGRAMME FOR INCREASED COMPETITIVENESS OF THE NATIONAL ECONOMY IN ARMENIA (MAIN PHASE)	<b>05.2013</b>	547,946	93,312	75,206
<b>120366</b> ESTABLISHMENT OF A CENTRE FOR INTERNATIONAL INDUSTRIAL COOPERATION (CIIC) IN ARMENIA	<b>12.2012</b>	26,549	-245	25,461
<b>120455</b> PRODUCTIVE WORK FOR YOUTH IN ARMENIA SUPPORTING YOUNG ENTREPRENEURS	<b>06.2014</b>	954,166	118,815	511,854
<b>120603</b> ENPARD TECHNICAL ASSISTANCE: PRODUCER GROUP AND VALUE CHAIN DEVELOPMENT	<b>10.2014</b>	1,223,116	514,447	0
<b>120633</b> EXTENSION OF INSTITUTIONAL STRENGTHENING PROJECT (PHASE III:4/2013-3/2015)	<b>12.2012</b>	240,000	60,587	50,729
<b>130023</b> ENPARD TECHNICAL ASSISTANCE: PRODUCER GROUP AND VALUE CHAIN DEVELOPMENT	<b>01.2013</b>	12,036	884	11,014
<b>130121</b> SPS AND TBT STRENGTHENING IN ARMENIA	<b>07.2013</b>	34,520	11,692	16,553
<b>140089</b> MINIMATA CONVENTION INITIAL ASSESSMENT FOR ARMENIA	<b>07.2014</b>	200,000	29,602	0
<b>140117</b> IMPROVING COMPETITIVENESS OF EXPORT-ORIENTED INDUSTRIES IN ARMENIA THROUGH MODERNIZATION AND MARKET ACCESS	<b>05.2014</b>	647,055	196,257	0
<b>AUSTRIA</b>				
<b>120399</b> EXECUTIVE PROGRAMME: THE FUTURE OF MANUFACTURING	<b>12.2012</b>	297,242	102,211	163,314
<b>140043</b> PROFESSIONAL DEVELOPMENT PROGRAMME: SUSTAINABLE ENERGY SOLUTIONS 2014	<b>04.2014</b>	78,621	65,055	0
<b>AZERBAIJAN</b>				
<b>100320</b> INITIATION OF THE HCFCs PHASE-OUT AND PROMOTION OF HFCS-FREE ENERGY EFFICIENT REFRIGERATION AND AIR-CONDITIONING SYSTEMS	<b>06.2012</b>	40,000	2,335	33,665
<b>104030</b> ENVIRONMENTALLY SOUND MANAGEMENT AND DISPOSAL OF POLYCHLORINATED BIPHENYLS (PCBS)	<b>05.2010</b>	2,120,000	29,792	1,756,192
<b>104031</b> ENVIRONMENTALLY SOUND MANAGEMENT AND DISPOSAL OF PCBS IN THE REPUBLIC OF AZERBAIJAN	<b>06.2011</b>	88,156	15,281	59,820
<b>140211</b> PROMOTING ISID IN EUROPE AND CENTRAL ASIA REGION: UNIDOS INPUT TO THE REGIONAL CONFERENCE ON INDUSTRIALIZATION IN THE 21ST CENTURY	<b>11.2014</b>	93,949	17,885	0

Identification number and title	PAD issuance date	Total budget	Current year expenditure	Previous year expenditure
<b>BAHRAIN</b>				
<b>105417</b> HCFC PHASE-OUT PLAN (STAGE I)	<b>01.2014</b>	115,592	0	93,103
<b>120486</b> BAHRAIN INTERNATIONAL GREEN TECH-EXPO MANAMA, BAHRAIN, 19-21 FEBRUARY 2013	<b>10.2013</b>	87,221	11,763	933
<b>120600</b> HCFC PHASE-OUT MANAGEMENT PLAN	<b>12.2013</b>	549,455	-10	9,341
<b>140025</b> THE ORGANIZATION OF THE INTERNATIONAL ENTREPRENEURS FORUM IN BAHRAIN IN APRIL 2014	<b>05.2014</b>	80,662	2,880	0
<b>BANGLADESH</b>				
<b>100305</b> ENVIRONMENTALLY SOUND MANAGEMENT AND FINAL DISPOSAL OF PCBs AND HEALTHCARE WASTES IN BANGLADESH	<b>04.2013</b>	45,000	7,046	16,603
<b>103154</b> SOLAR MICRO-UTILITY ENTERPRISES FOR PROMOTING RURAL ENERGY AND PRODUCTIVE USES IN BANGLADESH	<b>09.2011</b>	265,487	23,793	194,919
<b>106000</b> BETTER WORK AND STANDARDS PROGRAMME (BEST): QUALITY, FISHERIES AND TEXTILES	<b>04.2010</b>	15,165,140	2,300,898	12,712,596
<b>106015</b> STRENGTHENING THE BANGLADESH ACCREDITATION BOARD (BAB) THROUGH UNIDO: INSTITUTIONAL COOPERATION BETWEEN NORWEGIAN ACCREDITATION (NA) AND BAB	<b>12.2010</b>	1,324,972	391,569	824,670
<b>120170</b> DAIRY HUB AND ACADEMY DEVELOPMENT IN BANGLADESH	<b>01.2014</b>	88,029	34,717	0
<b>BELARUS</b>				
<b>130231</b> PREPARATORY ASSISTANCE FOR THE FORMULATION OF A PROJECT DOCUMENT FOR PROJECT 130191 ON THE BELARUS SYSTEM OF TECHNOLOGY FORESIGHT	<b>09.2013</b>	20,716	14,507	2,888
<b>140130</b> INSTITUTIONAL STRENGTHENING AND POLICY SUPPORT TO UPGRADE THE COMPONENT MANUFACTURERS IN THE AUTOMOTIVE SECTOR IN THE REPUBLIC OF BELARUS	<b>10.2014</b>	880,531	9,246	0
<b>BENIN</b>				
<b>105333</b> HCFC PHASE-OUT MANAGEMENT PLAN (STAGE I, FIRST TRANCHE)	<b>06.2011</b>	140,000	26,029	91,650
<b>130069</b> COUNTRY PROGRAMME FORMULATION MISSION	<b>01.2014</b>	43,486	13,968	6,633
<b>140033</b> TECHNICAL ASSISTANCE IN ESTABLISHING A BIOMASS GASIFICATION TECHNOLOGY RESOURCE CENTER IN SONGHAI CENTRE PORT-NOVO, BENIN	<b>04.2014</b>	26,324	14,936	0

Identification number and title	PAD issuance date	Total budget	Current year expenditure	Previous year expenditure
<b>BHUTAN</b>				
<b>101213</b> ED IN CIS TO SUPPORT THE PRODUCTIVE SECTOR ON COMMUNITY-BASED TOURISM IMPACTING ON JOB CREATION AND POVERTY REDUCTION	<b>11.2011</b>	583,665	199,274	299,391
<b>BOLIVIA (PLURINATIONAL STATE OF)</b>				
<b>101049</b> PRODUCTIVE PATRIMONIAL ASSETS BUILDING AND CITIZENSHIP PROGRAMME FOR WOMEN IN EXTREME POVERTY IN BOLIVIA	<b>12.2008</b>	1,051,511	-14,238	1,063,092
<b>102177</b> THE INTEGRATION OF INDIGENOUS ANDEAN PRODUCERS INTO NEW NATIONAL AND INTERNATIONAL VALUE CHAINS	<b>12.2009</b>	589,717	-20,081	588,727
<b>106012</b> STRENGTHENING LOCAL DELIVERY CAPACITIES UNDER THE MULTI-SECTORAL MALNUTRITION ZERO PROGRAMME IN 22 MUNICIPALITIES	<b>12.2009</b>	289,075	-4,558	291,046
<b>120326</b> ENABLING ACTIVITIES TO REVIEW AND UPDATE THE NATIONAL IMPLEMENTATION PLAN UNDER THE STOCKHOLM CONVENTION ON PERSISTENT ORGANIC POLLUTANTS (POPs) - IN BOLIVIA	<b>05.2013</b>	205,000	28,211	154,000
<b>130105</b> PROJECT PROPOSAL FOR THE USE OF UNUTILIZED FUNDS FROM BOLIVIA: ANNUAL PRODUCTIVE, TRADE AND SERVICE UNITS' SURVEY DATA PROCESSING	<b>10.2014</b>	11,504	0	0
<b>130175</b> PPG - ENVIRONMENTALLY SOUND MANAGEMENT OF POLYCHLORINATED BIPHENYL (PCB) - CONTAINING EQUIPMENT AND WASTES AND UPGRADE OF TECHNICAL EXPERTISE	<b>01.2014</b>	85,000	81,401	0
<b>BOSNIA AND HERZEGOVINA</b>				
<b>100222</b> NATIONAL CLEANER PRODUCTION PROGRAMME (NCP) - BOSNIA AND HERZEGOVINA	<b>02.2014</b>	297,864	317	0
<b>100307</b> ENABLING ACTIVITIES TO FACILITATE EARLY ACTION ON THE IMPLEMENTATION OF THE STOCKHOLM CONVENTION ON PERSISTENT ORGANIC POLLUTANTS	<b>08.2012</b>	258,020	51,699	188,309
<b>105039</b> NATIONAL ODS PHASE-OUT PLAN: SECOND TRANCHE	<b>08.2007</b>	575,692	141,174	434,518
<b>105425</b> EXTENSION OF THE INSTITUTIONAL STRENGTHENING - PHASE III	<b>01.2014</b>	190,666	47,042	92,510
<b>120368</b> HCFC PHASE-OUT MANAGEMENT PLAN (STAGE I, FIRST TRANCHE, ACTIVITIES IN THE REFRIGERATION SERVICING SECTOR INCLUDING POLICY ACTIONS)	<b>08.2012</b>	205,049	21,092	41,391

Identification number and title	PAD issuance date	Total budget	Current year expenditure	Previous year expenditure
<b>120583, 130087</b> PA FOR TA PROJECT ENHANCING WATER QUALITY IN LAKE MODRAC (BIH) BY ECO-REMEDATION MEASURES (SAP ID 120583)	<b>03.2013</b>	248,110	205,326	3,111
<b>140134</b> DEVELOPMENT OF A FULL-SCALE PROPOSAL ON INCREASED USE OF LOW-CARBON TECHNOLOGIES IN BOSNIA & HERZEGOVINA	<b>06.2014</b>	93,927	63,577	0
<b>BRAZIL</b>				
<b>120130</b> SUSTAINABLE RORAIMA - THE ECO-STATE AT THE ROOT OF THE AMAZON	<b>06.2012</b>	106,715	18,865	65,505
<b>140107</b> IMPACT ASSESSMENT OF ISO 9001 QUALITY MANAGEMENT SYSTEM CERTIFICATION IN BRAZIL	<b>10.2014</b>	161,163	26,815	0
<b>140147</b> PREPARATION OF INVESTMENT ACTIVITIES FOR THE PHASE-OUT OF HCFCs IN RAC MANUFACTURING SECTOR	<b>05.2014</b>	160,000	78,038	0
<b>BURKINA FASO</b>				
<b>100046</b> PROMOTING ENERGY EFFICIENCY TECHNOLOGIES IN THE BEER BREWING SECTOR IN BURKINA FASO	<b>06.2012</b>	497,022	129,873	294,116
<b>105337</b> HCFC PHASE-OUT MANAGEMENT PLAN (STAGE 1, FIRST TRANCHE)	<b>12.2010</b>	150,000	1,243	138,522
<b>110027</b> ENABLING ACTIVITIES TO REVIEW AND UPDATE THE NATIONAL IMPLEMENTATION PLAN FOR THE STOCKHOLM CONVENTION ON POPs	<b>02.2013</b>	169,340	7,881	131,136
<b>130254</b> COUNTRY PROGRAMME BURKINA FASO	<b>01.2014</b>	139,127	47,531	10,711
<b>BURUNDI</b>				
<b>100318</b> RENFORCEMENT DES CAPACITÉS COMMERCIALES DU BURUNDI (RCCB)	<b>09.2012</b>	2,175,194	693,286	885,575
<b>103168</b> ENERGY FOR PRODUCTIVE USES: A DEMONSTRATION PROJECT PROMOTING RENEWABLE ENERGY FOR INDUSTRIAL DEVELOPMENT	<b>04.2008</b>	658,096	-59	658,887
<b>105410</b> HCFC PHASE-OUT MANAGEMENT PLAN (STAGE I, FIRST TRANCHE)	<b>11.2011</b>	80,000	1,534	64,078
<b>130074</b> COUNTRY PROGRAMME FORMULATION FOR BURUNDI	<b>07.2014</b>	33,987	19,594	0

Identification number and title	PAD issuance date	Total budget	Current year expenditure	Previous year expenditure
<b>CABO VERDE</b>				
<b>100131</b> ENTREPRENEURSHIP CURRICULUM PROGRAMME IN GENERAL AND TECHNICAL SECONDARY EDUCATION OF CAPE VERDE	<b>09.2013</b>	516,236	196,891	58,404
<b>100332</b> PROMOTING MARKET-BASED DEVELOPMENT OF SMALL TO MEDIUM-SCALE RENEWABLE ENERGY SYSTEMS IN CAPE VERDE	<b>07.2012</b>	1,836,119	462,437	912,048
<b>101009, 102005, 103002, 109000, 120269</b> ONE UN PROGRAMME FOR CAPE VERDE - JP 4 PROMOTION OF GROWTH AND ECONOMIC COMMUNITIES	<b>08.2009</b>	929,182	62,072	800,687
<b>120396</b> UPGRADING OF THE NATIONAL QUALITY SYSTEM IN CAPE VERDE - PA	<b>09.2012</b>	19,063	33	2,290
<b>130244</b> ENABLING ACTIVITIES TO REVIEW AND UPDATE THE NATIONAL IMPLEMENTATION PLAN FOR THE STOCKHOLM CONVENTION ON PERSISTENT ORGANIC POLLUTANTS (POPs) IN CAPE VERDE	<b>04.2014</b>	170,000	134,582	0
<b>CAMBODIA</b>				
<b>100223</b> CLIMATE CHANGE RELATED TECHNOLOGY TRANSFER FOR CAMBODIA: USING AGRICULTURAL RESIDUE BIOMASS FOR SUSTAINABLE ENERGY SOLUTIONS	<b>08.2012</b>	1,690,000	87,103	108,085
<b>103118</b> RURAL ENERGY FOR PRODUCTIVE USE AND INCOME GENERATION IN CAMBODIA	<b>08.2004</b>	775,000	-13,063	760,867
<b>104034</b> REDUCING GREENHOUSE GAS EMISSIONS THROUGH IMPROVED ENERGY EFFICIENCY IN THE INDUSTRIAL SECTOR	<b>04.2011</b>	1,240,000	361,049	806,678
<b>120011</b> CREATING EMPLOYMENT OPPORTUNITIES AND ENSURING EFFECTIVE E-WASTE MANAGEMENT IN CAMBODIA	<b>09.2012</b>	1,150,442	421,326	389,929
<b>120047</b> ACCESS TO ENERGY THROUGH SCALING UP OF SOLAR TECHNOLOGIES AND ENHANCING QUALITY OF FABRICATORS OF BIOMASS GASIFIERS	<b>02.2013</b>	594,108	77,134	413,403
<b>120327</b> REDUCTION OF GHG EMISSIONS THROUGH PROMOTION OF INVESTMENTS IN BIOGAS MINI-GRIDS	<b>02.2014</b>	50,000	33,697	0
<b>120398</b> CAMBODIA EXPORT DIVERSIFICATION AND EXPANSION PROGRAM (CEDEP) II:	<b>05.2014</b>	373,832	50,794	0
<b>120648</b> BETTER QUALITY AND SAFETY OF FISH AND FISHERY PRODUCTS FOR IMPROVING FISH TRADE DEVELOPMENT IN CAMBODIA	<b>04.2013</b>	318,462	161,028	119,656



Identification number and title	PAD issuance date	Total budget	Current year expenditure	Previous year expenditure
<b>CAMEROON</b>				
<b>105307</b>				
TOTAL PHASE-OUT OF METHYL BROMIDE USED IN STORED COMMODITIES FUMIGATION	<b>02.2008</b>	259,713	-1,354	258,390
<b>105339</b>				
CAMEROON HPMP FOAM SECTOR PLAN	<b>09.2011</b>	310,900	23,748	237,893
<b>105340</b>				
HCFC PHASE-OUT MANAGEMENT PLAN (STAGE I, FIRST TRANCHE) (REFRIGERATION SERVICING SECTOR PLAN)	<b>01.2014</b>	753,553	83,376	430,421
<b>110035, 120335</b>				
PROMOTING INVESTMENTS IN THE FIGHT AGAINST CLIMATE CHANGE AND ECOSYSTEMS PROTECTION THROUGH INTEGRATED RENEWABLE ENERGY AND BIOMASS SOLUTIONS FOR PRODUCTIVE USES AND INDUSTRIAL APPLICATIONS - PREPARATORY ASSISTANCE	<b>07.2012</b>	2,122,863	16,519	103,043
<b>120522</b>				
PROGRAMME D'APPUI A L'AMELIORATION DE LA COMPETITIVITE DE L'ECONOMIE CAMEROUNAISE (PACOM)	<b>09.2013</b>	1,211,667	700,946	189,313
<b>CENTRAL AFRICAN REPUBLIC</b>				
<b>105044</b>				
HCFC PHASE-OUT MANAGEMENT PLAN (STAGE I, FIRST TRANCHE)	<b>09.2011</b>	125,000	0	106,578
<b>120024</b>				
ENABLING ACTIVITIES TO REVIEW AND UPDATE THE NATIONAL IMPLEMENTATION PLAN UNDER THE STOCKHOLM CONVENTION ON PERSISTENT ORGANIC POLLUTANTS (POPs) - IN THE CENTRAL AFRICAN REPUBLIC	<b>05.2013</b>	190,000	3,375	144,000
<b>CHAD</b>				
<b>100184</b>				
PROMOTING RENEWABLE ENERGY BASED MINI-GRIDS FOR RURAL ELECTRIFICATION AND PRODUCTIVE USES	<b>06.2012</b>	2,442,846	230,410	1,680,913
<b>105338</b>				
HCFC PHASE-OUT MANAGEMENT PLAN (STAGE I, FIRST TRANCHE)	<b>01.2011</b>	135,000	2,933	126,900
<b>120617</b>				
PROMOTING ENERGY EFFICIENT COOK STOVES IN MICRO AND SMALL-SCALE FOOD PROCESSING INDUSTRIES	<b>08.2014</b>	665,000	8,598	0
<b>130170</b>				
FEASIBILITY STUDY FOR SUPPORT TO SESAME, NATRON, AND DATE SUPPLY CHAINS AND QUALITY INFRASTRUCTURE DEVELOPMENT	<b>07.2014</b>	176,927	44,456	0
<b>140066</b>				
COUNTRY PROGRAMME CHAD	<b>03.2014</b>	124,138	36,990	0

Identification number and title	PAD issuance date	Total budget	Current year expenditure	Previous year expenditure
<b>CHILE</b>				
<b>100179, 100181</b> PROMOTING THE DEVELOPMENT OF BIOGAS ENERGY AMONGST SELECT SMALL- AND MEDIUM-SIZED AGRO-INDUSTRIES	<b>09.2013</b>	1,765,151	21,206	20,302
<b>105046</b> NATIONAL PHASE-OUT OF MB - TERMINAL PROJECT	<b>06.2010</b>	1,657,917	208,897	1,334,065
<b>CHINA</b>				
<b>100154</b> ESTABLISHING TAIYUAN CITY CARBON EMISSION DATABASE AND RECOMMENDATIONS ON GREENHOUSE GAS (GHG) MITIGATION POLICIES	<b>07.2013</b>	105,616	-69	7,210
<b>100198</b> STRENGTHENING THE SOUTHERN CHINA INVESTMENT PROMOTION CENTRE FOR ESTABLISHMENT OF AN INVESTMENT PROMOTION OFFICE	<b>07.2008</b>	28,233	1,037	4,082
<b>100282</b> PROMOTING EE IN INDUSTRIAL HEAT SYSTEMS AND HIGH ENERGY-CONSUMING (HEC) EQUIPMENT	<b>10.2012</b>	75,000	4,743	66,393
<b>100338</b> REDUCE MERCURY EMISSION AND PROMOTE SOUND CHEMICAL MANAGEMENT IN ZINC SMELTING OPERATIONS	<b>06.2012</b>	990,000	7,428	981,854
<b>101052</b> PROTECTING AND PROMOTING THE RIGHTS OF CHINA'S VULNERABLE YOUNG MIGRANTS	<b>08.2009</b>	325,260	-2,638	308,067
<b>102055, 140099</b> ASSISTANCE TO SHANGHAI FOREIGN ECONOMIC RELATIONS AND TRADE COMMISSION/SHANGHAI FOREIGN INVESTMENT COMMISSION IN INWARD AND OUTWARD INVESTMENT PROMOTION (INVESTMENT PROMOTION CENTER)	<b>08.2011</b>	1,442,953	345,486	862,507
<b>103135</b> FUEL EFFICIENCY STRATEGIES FOR THE CHINESE AUTOMOTIVE INDUSTRY	<b>06.2011</b>	265,487	35,550	214,779
<b>104036</b> ENVIRONMENTALLY SUSTAINABLE MANAGEMENT OF MEDICAL WASTE IN CHINA	<b>11.2007</b>	11,650,000	67,385	10,735,815
<b>104037</b> STRENGTHENING INSTITUTIONS, REGULATIONS AND ENFORCEMENT CAPACITIES FOR EFFECTIVE AND EFFICIENT IMPLEMENTATION OF THE NATIONAL IMPLEMENTATION PLAN (NIP) IN CHINA	<b>11.2007</b>	5,410,000	239,964	5,106,509
<b>104147</b> ENVIRONMENTALLY SOUND MANAGEMENT AND DISPOSAL OF OBSOLETE POPs PESTICIDES AND OTHER POPs WASTES IN CHINA	<b>06.2009</b>	9,959,000	10,662	9,624,842
<b>105053</b> SECTOR PLAN FOR METHYL BROMIDE PRODUCTION SECTOR	<b>12.2005</b>	9,788,885	3,541	7,994,554
<b>105058</b> SECTOR PLAN FOR PHASE OUT OF CFCs CONSUMPTION IN MDI SECTOR	<b>12.2008</b>	13,500,000	1,073,251	12,107,689

Identification number and title	PAD issuance date	Total budget	Current year expenditure	Previous year expenditure
<b>105061</b> DEMONSTRATION SUB-PROJECT FOR CONVERSION OF ROOM A/C COMPRESSOR MANUFACTURING FROM HCFC-22 TO PROPANE AT GUANGDONG MEIZH	09.2010	5,901,507	13,080	5,852,805
<b>105064</b> HCFC PHASE-OUT MANAGEMENT PLAN - RAC SECTOR	01.2014	63,750,000	11,547,167	37,386,917
<b>105066</b> HCFC PHASE-OUT MANAGEMENT PLAN - XPS SECTOR	09.2011	41,917,000	8,223,000	24,343,217
<b>105308</b> REFRIGERATION SERVICING SECTOR CFC PHASE-OUT PLAN (FOURTH TRANCHE)	01.2008	697,139	1,076	696,063
<b>107008</b> CHINA CLIMATE CHANGE PARTNERSHIP FRAMEWORK	06.2008	1,387,270	-3,750	1,377,797
<b>107011</b> JOINT PROGRAMME - IMPROVING NUTRITION, FOOD SAFETY AND SECURITY FOR CHINA'S MOST VULNERABLE WOMEN AND CHILDREN	01.2010	539,610	-2,768	533,877
<b>120045</b> ASSISTANCE TO ENTERPRISES IN FUJIAN PROVINCE TO MEET GREENER PRODUCT STANDARDS FOR MECHANICAL AND ELECTRICAL EQUIPMENT	11.2012	250,000	152,377	54,772
<b>120061</b> POPs AND CHEMICAL POLLUTION SOLUTIONS THROUGH AREA-BASED-ECOEFFECTIVE-MANAGEMENT	04.2014	150,000	125,472	0
<b>120161</b> ASSESSMENT OF THE ECONOMIC IMPACT AND EFFECTIVENESS OF ISO 9001 QUALITY MANAGEMENT SYSTEM CERTIFICATION IN CHINA	09.2012	60,285	-755	60,787
<b>120387</b> DEVELOPMENT OF CSR IN CHINA'S CONSTRUCTION SECTOR	11.2013	400,000	48,904	0
<b>120515</b> PILOT DEMONSTRATION PROJECT ON ODS WASTE MANAGEMENT AND DISPOSAL	03.2013	2,127,885	638,366	1,276,731
<b>130022</b> GREEN INDUSTRY CONFERENCE IN 2013 IN CHINA	07.2013	326,668	97,992	183,682
<b>130062</b> UPGRADING OF EXISTING SUBCONTRACTING AND PARTNERSHIP EXCHANGE CENTRE (SPX) IN XI'AN, PHASE II	06.2014	174,268	74,968	0
<b>130176</b> CHINA'S COMPLIANCE WITH THE STOCKHOLM CONVENTION	02.2014	2,000,000	1,774,687	0
<b>140003</b> NATIONAL PHASE-OUT OF METHYL BROMIDE (PHASE II, EIGHTH TRANCHE)	01.2014	802,742	802,742	0
<b>140272</b> DEVELOPMENT OF STRATEGIC FRAMEWORK FOR COOPERATION BETWEEN CFDA AND UNIDO IN THE AREA OF FOOD SAFETY	11.2014	27,586	0	0
<b>COLOMBIA</b>				
<b>102043</b> STRENGTHENING THE NATIONAL CAPACITIES OF MSMES AND TO PROMOTE RENEWABLE ENERGY PROJECTS	06.2011	162,259	-2,418	161,375

Identification number and title	PAD issuance date	Total budget	Current year expenditure	Previous year expenditure
<b>104005</b> STRENGTHENING NATIONAL GOVERNANCE FOR SAICM IMPLEMENTATION IN COLOMBIA	07.2010	231,296	5,587	217,574
<b>107021</b> UNIDO GLOBAL MERCURY PROJECT-2 (GMP-2), INTRODUCTION OF CLEANER ARTISANAL GOLD MINING AND EXTRACTION TECHNOLOGIES	04.2011	411,999	26,702	369,671
<b>107022</b> UNIDO GLOBAL MERCURY PROJECT-2 (GMP-2), INTRODUCTION OF CLEANER ARTISANAL GOLD MINING AND EXTRACTION TECHNOLOGIES	03.2011	310,011	-713	319,177
<b>120360</b> DEVELOP A PROGRAMME TO SUPPORT THE AUTOMOTIVE SECTOR/SPARE PARTS AND SUPPLY CHAIN	10.2012	44,438	2,785	40,430
<b>120395</b> METROLOGY, CONFORMITY ASSESSMENT AND ENERGY EFFICIENCY PROGRAMME FOR COLOMBIA	08.2012	154,099	41,133	96,631
<b>130060</b> MARCO PROGRAMÁTICO DE PAÍS (2013-2014) PRIORIDADES PARA LA COOPERACIÓN TÉCNICA DE LA ONU EN COLOMBIA	03.2014	252,069	106,751	0
<b>140127</b> PROMOTION OF INDUSTRIAL ENERGY EFFICIENCY IN COLOMBIA	07.2014	25,000	6,365	0
<b>COMOROS</b>				
<b>101000</b> PROMOTION DES CONDITIONS ECONOMIQUES ET SOCIALES DES JEUNES ET FEMMES DE L'ILE DE MOHELI AU TRAVERS DE L'APPUI A L'AGRICULTURE	02.2011	449,376	-9,117	479,478
<b>140104</b> MINIMATA CONVENTION INITIAL ASSESSMENT IN THE COMOROS	07.2014	200,000	40,000	0
<b>CONGO</b>				
<b>107019</b> PROGRAMME INTEGRE DE RELANCE INDUSTRIELLE DU CONGO	08.2008	1,364,913	12,921	1,363,022
<b>130051</b> ENVIRONMENTALLY SOUND MANAGEMENT AND FINAL DISPOSAL OF PCBS	11.2013	50,000	34,806	0
<b>130095</b> ENABLING ACTIVITIES TO REVIEW AND UPDATE THE NIP UNDER THE STOCKHOLM CONVENTION ON PERSISTENT ORGANIC POLLUTANTS	09.2013	170,000	8,164	125,000

Identification number and title	PAD issuance date	Total budget	Current year expenditure	Previous year expenditure
<b>COSTA RICA</b>				
<b>120033</b> ENABLING ACTIVITIES TO REVIEW AND UPDATE THE NATIONAL IMPLEMENTATION PLAN FOR THE STOCKHOLM CONVENTION ON PERSISTENT ORGANIC POLLUTANTS (POPs) - IN COSTA RICA	<b>03.2013</b>	194,454	117,011	20,293
<b>120289</b> DEVELOPMENT OF EXPORT CONSORTIA IN COSTA RICA'S BRUNCA REGION IN AGRO-INDUSTRY AND TOURISM	<b>06.2013</b>	304,728	3,904	281,065
<b>130266</b> DEVELOPMENT OF ENTREPRENEURIAL NETWORKS IN THE CULTURAL AND GASTRONOMIC SECTORS, IN PUERTO LIMON, COSTA RICA	<b>05.2014</b>	75,181	73,816	0
<b>140082</b> CELAC MINISTERIAL CONFERENCE	<b>04.2014</b>	66,018	41,067	0
<b>CÔTE D'IVOIRE</b>				
<b>100042</b> PROGRAMME D'APPUI À LA REMISE À NIVEAU DU SYSTÈME DE FORMATION PROFESSIONNELLE EN CÔTE D'IVOIRE	<b>12.2011</b>	8,957,395	2,544,301	1,499,707
<b>100186, 103036</b> PROMOTING RENEWABLE ENERGY-BASED GRIDS IN RURAL COMMUNITIES FOR PRODUCTIVE USES IN CÔTE D'IVOIRE - PREPARATORY ASSISTANCE	<b>03.2010</b>	960,888	606,401	145,717
<b>100335</b> REDUCING RISKS FROM ARTISANAL AND SMALL SCALE GOLD MINING IN COTE D'IVOIRE	<b>10.2012</b>	191,300	17,219	47,497
<b>101077</b> QUALIFYING TRAINING-INSERTION OF THE YOUTH IN COTE D'IVOIRE	<b>02.2009</b>	750,681	-5,019	770,141
<b>101078</b> YOUTH TRAINING FOR POST-CONFLICT RECOVERY AND PEACEBUILDING	<b>09.2010</b>	3,396,040	88,862	3,276,386
<b>102002</b> AMELIORATION DE LA COMPETITIVITE DES ENTREPRISES IVOIRIENNES DES SECTEURS D'EXPORTATION NON TRADITIONNELS	<b>06.2010</b>	6,178,011	2,418,997	3,235,324
<b>120051</b> PROGRAMME DE GOUVERNANCE INDUSTRIELLE POUR LA CÔTE D'IVOIRE	<b>02.2012</b>	290,314	-692	197,372
<b>120512</b> HCFC PHASE OUT MANAGEMENT PLAN COTE D'IVOIRE (STAGE I, 1ST TRANCHE)	<b>10.2012</b>	460,000	0	2,145
<b>130109</b> ENABLING ACTIVITIES TO REVIEW AND UPDATE THE NATIONAL IMPLEMENTATION PLAN FOR THE STOCKHOLM CONVENTION ON PERSISTENT ORGANIC POLLUTANTS	<b>09.2013</b>	200,000	7,205	152,000
<b>130228</b> CAPACITY BUILDING IN SPECIAL ECONOMIC ZONE DEVELOPMENT	<b>10.2013</b>	112,358	29,325	65,220
<b>130270</b> PA INVESTMENT PROMOTION AND CAPACITY BUILDING PROGRAM FOR COTE D'IVOIRE	<b>01.2014</b>	260,384	168,259	22,983

Identification number and title	PAD issuance date	Total budget	Current year expenditure	Previous year expenditure
<b>140152</b> STRENGTHENING PRODUCTIVITY AND VALUE ADDITION OF CASSAVA FOR POVERTY REDUCTION AND JOBS CREATION	<b>08.2014</b>	12,994	5,110	0
<b>102115, 102144</b> MULTI-STAKEHOLDER PROGRAMME FOR PRODUCTIVE AND DECENT WORK FOR YOUTH IN THE MANO RIVER UNION COUNTRIES (MRU) - ANNEX V	<b>01.2011</b>	961,149	122,531	867,885
<b>CROATIA</b>				
<b>105343, 120256</b> HCFC PHASE-OUT MANAGEMENT PLAN (HPMP)	<b>09.2010</b>	600,000	175,948	236,203
<b>CUBA</b>				
<b>103084</b> GENERATION AND DELIVERY OF RENEWABLE ENERGY BASED MODERN ENERGY SERVICES IN CUBA; THE CASE OF ISLA DE LA JUVENTUD	<b>09.2005</b>	5,247,326	747,726	4,381,163
<b>CZECH REPUBLIC</b>				
<b>110042</b> UNIDO-CERGE-EI JOINT PHD RESEARCH	<b>12.2011</b>	75,839	0	568
<b>DEMOCRATIC PEOPLE'S REPUBLIC OF KOREA</b>				
<b>105344, 105345, 105346</b> PREPARATION FOR HCFC PHASE-OUT INVESTMENT ACTIVITIES (POLYURETHANE FOAM SECTOR)	<b>09.2011</b>	145,000	48,443	70,538
<b>107132</b> INTERNATIONAL CONSULTANT TO ASSIST IN AND FACILITATE THE IMPLEMENTATION OF THE INTEGRATED PROGRAMME OF THE DEMOCRATIC PEOPLE'S REPUBLIC OF KOREA	<b>03.2007</b>	760,702	54,514	680,451
<b>DEMOCRATIC REPUBLIC OF THE CONGO</b>				
<b>101116</b> BRINGING SUPPORT TO THE NATIONAL RECONSTRUCTION PROGRAMME OF DRC FOR LIVELIHOODS RECOVERY AND PEACE BUILDING	<b>03.2011</b>	1,149,825	-6,643	1,129,163
<b>110043</b> DEVELOPING THE AGRO-PROCESSING SECTOR FOR LIVELIHOODS RECOVERY, JOBS DIVERSIFICATION AND PEACE BUILDING	<b>04.2012</b>	1,150,443	-11,254	1,145,618
<b>120257</b> ENABLING ACTIVITIES TO REVIEW AND UPDATE THE NATIONAL IMPLEMENTATION PLAN FOR THE STOCKHOLM CONVENTION ON PERSISTENT ORGANIC POLLUTANTS	<b>03.2013</b>	199,870	7,463	184,506

Identification number and title	PAD issuance date	Total budget	Current year expenditure	Previous year expenditure
<b>130194</b> ASSISTANCE TECHNIQUE POUR LA MISE EN PLACE D'UN PROCESSUS D'IMPLANTATION DES PLATEFORMES INDUSTRIELLES DANS LES DIFFÉRENTS POLES NODAUX DU PDPC AU BAS-CONGO	<b>10.2013</b>	386,807	213,770	64,281
<b>DOMINICAN REPUBLIC</b>				
<b>100285, 100288</b> STIMULATING INDUSTRIAL COMPETITIVENESS THROUGH BIOMASS-BASED, GRID-CONNECTED ELECTRICITY GENERATION	<b>02.2012</b>	1,389,905	46,715	67,077
<b>130188</b> ESTABLISHMENT OF A NATIONAL RECP NETWORK IN DOMREPAND REGIONAL RECP DISSEMINATION IN THE CARIFORUM COUNTRIES	<b>02.2014</b>	404,491	55,738	0
<b>ECUADOR</b>				
<b>103017</b> INDUSTRIAL ENERGY EFFICIENCY IN ECUADOR (IEEE)	<b>07.2011</b>	975,208	260,113	394,567
<b>105428</b> PHASE OUT OF HCFC-141B IN THE PRODUCTION OF DOMESTIC REFRIGERATOR IN INDURAMA	<b>12.2011</b>	1,331,440	90,326	1,206,038
<b>105429</b> TECHNICAL ASSISTANCE TO ELIMINATE THE REMAINING CONSUMPTION OF METHYL BROMIDE TO BE IN COMPLIANCE WITH THE TOTAL PHASE-O	<b>12.2011</b>	317,500	83,236	233,998
<b>106017</b> TRACEABILITY PROGRAMME FOR THE AGRO-INDUSTRIAL SECTOR - PREPARATORY ASSISTANCE	<b>08.2011</b>	64,751	9,979	39,569
<b>120077</b> ENABLING ACTIVITY TO REVIEW AND UPDATE THE NATIONAL IMPLEMENTATION PLAN FOR THE STOCKHOLM CONVENTION ON PERSISTENT ORGANIC POLLUTANTS- IN ECUADOR	<b>02.2013</b>	205,000	3,873	0
<b>120237</b> HCFC PHASE OUT MANAGEMENT PLAN (FIRST TRANCHE)	<b>08.2013</b>	287,000	50,772	201,330
<b>130030</b> ESTABLISHMENT AND OPERATION OF A NATIONAL CLEANER PRODUCTION PROGRAMME (NCPP) IN ECUADOR	<b>07.2013</b>	172,508	77,461	14,157
<b>EGYPT</b>				
<b>100089</b> GREEN TRADE INITIATIVE	<b>01.2014</b>	679,173	484,037	35,043
<b>100349</b> INDUSTRIAL ENERGY EFFICIENCY IN EGYPT	<b>03.2012</b>	4,007,275	832,520	560,703
<b>101053</b> THE DAHSHUR WORLD HERITAGE SITE MOBILIZATION FOR CULTURAL HERITAGE FOR COMMUNITY DEVELOPMENT	<b>04.2009</b>	318,451	-32,261	317,896

Identification number and title	PAD issuance date	Total budget	Current year expenditure	Previous year expenditure
<b>102022</b> PRO-POOR HORTICULTURE VALUE CHAINS IN UPPER EGYPT	<b>11.2009</b>	2,356,500	-102,635	2,188,494
<b>103008</b> CLIMATE CHANGE RISK MANAGEMENT IN EGYPT	<b>12.2008</b>	467,831	-4,471	361,177
<b>104008</b> ASSESSMENT AND CAPACITY BUILDING IN CHEMICALS AND CHEMICALS WASTE MANAGEMENT IN EGYPT	<b>07.2009</b>	231,507	-503	226,707
<b>105085</b> PHASE-OUT OF CFC CONSUMPTION IN THE MANUFACTURE OF AEROSOL METERED DOSE INHALERS (MDIS)	<b>12.2006</b>	5,899,000	1,631	5,838,326
<b>105086</b> NATIONAL CFC PHASE-OUT PLAN FOR EGYPT (3RD, 4TH AND 5TH TRANCHES)	<b>05.2010</b>	897,940	-1,275	898,943
<b>105089</b> NATIONAL PHASE-OUT OF MB IN HORTICULTURE AND COMMODITIES FUMIGATION EXCEPT IN DATE USE - PHASE II	<b>01.2009</b>	1,934,994	82,047	1,815,176
<b>105094</b> PHASE-OUT OF HCFC-141B FROM THE MANUFACTURING OF POLYURETHANE FOAM AT MONDIAL FREEZERS COMPANY	<b>01.2010</b>	436,300	4,976	426,305
<b>105418</b> HCFC PHASE-OUT MANAGEMENT PLAN (STAGE I, FIRST TRANCHE)	<b>12.2012</b>	1,200,000	258,210	675,883
<b>106053</b> UPGRADING THE MEDICINAL & AROMATIC PLANTS VALUE CHAIN - ACCESS TO EXPORT MARKETS	<b>11.2010</b>	2,495,575	566,037	1,227,673
<b>120175</b> ENHANCING YOUTH EMPLOYABILITY AND LOCAL ECONOMIC DEVELOPMENT IN UPPER EGYPT	<b>05.2014</b>	663,717	422,167	0
<b>120203</b> HUMAN SECURITY THROUGH INCLUSIVE SOCIO-ECONOMIC DEVELOPMENT IN UPPER EGYPT	<b>02.2013</b>	1,373,030	591,310	179,350
<b>120320</b> PROMOTING LOW CARBON TECHNOLOGIES FOR COOLING AND HEATING APPLICATIONS	<b>03.2013</b>	80,000	53,022	26,804
<b>120582</b> EXTENSION OF INSTITUTIONAL STRENGTHENING - PHASE IX AND PHASE X	<b>11.2012</b>	456,646	22,818	228,000
<b>140098</b> HS THROUGH INCLUSIVE SOCIO-ECONOMIC DEVELOPMENT IN SOUTH MINYA	<b>05.2014</b>	663,717	271,786	0

#### EL SALVADOR

<b>102178</b> VIVIENDA Y ASENTAMIENTOS URBANOS PRODUCTIVOS Y SOSTENIBLES EN SAN SALVADOR	<b>03.2010</b>	1,005,000	-5,443	983,741
<b>104009</b> LIFE CYCLE ANALYSIS OF CHEMICAL SUBSTANCES	<b>05.2009</b>	228,426	-4,319	210,264

#### EQUATORIAL GUINEA

<b>105411</b> HCFC PHASE-OUT MANAGEMENT PLAN (STAGE I, FIRST TRANCHE)	<b>11.2011</b>	75,000	5,579	69,384
--	----------------	--------	-------	--------



Identification number and title	PAD issuance date	Total budget	Current year expenditure	Previous year expenditure
<b>130133</b> COUNTRY PROGRAMME FORMULATION FOR EQUATORIAL GUINEA	<b>01.2014</b>	34,740	1,218	1,666
<b>ERITREA</b>				
<b>101091</b> LIVELIHOODS RECOVERY AND MICRO-INDUSTRY SUPPORT PROJECT FOR COMMUNITIES AFFECTED BY NATURAL DISASTERS IN THE NORTHERN RED SEA REGION	<b>03.2011</b>	884,956	64,990	7,202
<b>104040</b> ENABLING ACTIVITIES TO FACILITATE EARLY ACTION ON THE IMPLEMENTATION OF THE STOCKHOLM CONVENTION ON PERSISTENT ORGANIC POLLUTANTS IN ERITREA	<b>03.2007</b>	346,495	-772	346,204
<b>105096</b> TERMINAL PHASE-OUT MANAGEMENT PLAN FOR CFCS (SECOND TRANCHE)	<b>04.2011</b>	74,473	2,303	72,170
<b>120491</b> HCFC PHASE-OUT MANAGEMENT PLAN (STAGE I, FIRST TRANCHE)	<b>11.2012</b>	40,000	19,311	0
<b>ETHIOPIA</b>				
<b>090059</b> IP ETHIOPIA, PHASE II - GENERAL MANAGEMENT FUNDS FOR 2008	<b>02.2008</b>	92,000	-1,552	81,109
<b>100092</b> ESTABLISHING INDUSTRIAL PROCESSING AND MARKETING OF BELES-BASED FOOD PRODUCTS FOR INCREASED INCOME IN RURAL COMMUNITIES	<b>08.2013</b>	320,725	271,321	46,162
<b>101054</b> EDIBLE OIL VALUE CHAIN ENHANCEMENT	<b>03.2010</b>	1,062,358	-47,914	1,031,900
<b>101072</b> TECHNICAL ASSISTANCE PROJECT FOR UPGRADING OF THE ETHIOPIAN LEATHER AND LEATHER PRODUCTS INDUSTRY	<b>05.2009</b>	4,130,423	515,530	3,309,174
<b>105097</b> PROJECT PREPARATION IN THE FUMIGANT SECTOR (FLOWERS)	<b>06.2008</b>	35,000	0	2,435
<b>120026</b> ENABLING ACTIVITIES TO REVIEW AND UPDATE THE NATIONAL IMPLEMENTATION PLAN FOR THE STOCKHOLM CONVENTION ON POPS	<b>03.2013</b>	227,000	34,471	170,000
<b>120211</b> A PPP PROJECT - TRAINING ACADEMY IN HEAVY DUTY EQUIPMENT AND COMMERCIAL EQUIPMENT IN ETHIOPIA	<b>09.2012</b>	1,514,102	357,938	364,556
<b>120227</b> INVESTMENT PROMOTION ON ENVIRONMENTALLY SOUND MANAGEMENT OF E-WASTE IN EAST AFRICA WITH FOCUS ON ETHIOPIA	<b>01.2013</b>	1,019,070	484,942	225,604
<b>120421</b> NATIONAL CLUSTER DEVELOPMENT FRAMEWORK FOR ETHIOPIA - PHASE I (PREPARATORY ASSISTANCE)	<b>12.2012</b>	27,623	20,800	10,128

Identification number and title	PAD issuance date	Total budget	Current year expenditure	Previous year expenditure
<b>120619</b> HCFC PHASE-OUT MANAGEMENT PLAN (STAGE I, FIRST TRANCHE)	<b>12.2012</b>	70,000	0	0
<b>130111</b> PA - SUPPORT TO DEVELOPMENT OF FISHERIES VALUE CHAINS IN AMHARA AND SNNP REGIONS, ETHIOPIA	<b>12.2013</b>	63,795	45,641	0
<b>130164</b> PREPARATION OF BUSINESS PLAN FOR PILOTING INTEGRATED AGRO-FOOD PARKS (IAFP) IN ETHIOPIA	<b>08.2014</b>	544,058	225,109	0
<b>130261</b> PA: VALORISATION AND IMPROVED SUSTAINABILITY AND INCLUSIVENESS OF THE ETHIOPIAN COFFEE VALUE	<b>11.2013</b>	25,198	27,653	5,539
<b>130306</b> SLAUGHTERHOUSE WASTE MANAGEMENT: THE SUSTAINABLE AND PRODUCTIVE USE OF ANIMAL BY-PRODUCTS	<b>02.2014</b>	89,655	67,736	0
<b>140092</b> PRODUCTIVE WORK FOR YOUTH AND WOMEN THROUGH MSMES PROMOTION IN ETHIOPIA	<b>04.2014</b>	674,002	17,714	0
<b>GABON</b>				
<b>105347</b> HCFC PHASE-OUT MANAGEMENT PLAN (STAGE I, FIRST TRANCHE)	<b>01.2011</b>	130,000	0	77,686
<b>130174</b> RENFORCEMENT DES CAPACITÉS EN PRODUCTION ET ANALYSE DE STATISTIQUES INDUSTRIELLES AU GABON	<b>01.2014</b>	68,500	60,749	10
<b>GAMBIA</b>				
<b>101119</b> AGRO/FISHERIES VALUE CHAIN PROJECT FOR THE GAMBIA	<b>09.2010</b>	215,699	-6,550	190,675
<b>103023</b> PROMOTING RENEWABLE ENERGY BASED MINI-GRIDS FOR PRODUCTIVE USES IN RURAL AREAS IN THE GAMBIA	<b>03.2014</b>	1,814,281	240,629	1,215,870
<b>105412</b> HCFC PHASE-OUT MANAGEMENT PLAN (STAGE I, FIRST TRANCHE)	<b>12.2011</b>	50,000	4,019	44,227
<b>109011, 120436</b> COUNTRY PROGRAMME FOR GAMBIA - COMPETITIVENESS COMPONENT	<b>06.2012</b>	162,760	-1,709	157,490
<b>120623</b> IMPROVING ENERGY EFFICIENCY AND REDUCING ODS EMISSIONS IN THE INDUSTRIAL REFRIGERATION AND AIR CONDITIONING SECTOR	<b>02.2014</b>	551,261	186,106	0
<b>130115</b> GREENING THE PRODUCTIVE SECTORS IN GAMBIA	<b>01.2014</b>	54,800	54,800	0
<b>GHANA</b>				
<b>100317</b> IMPROVING GHANA'S QUALITY VALUE-CHAIN FOR EXPORTS	<b>12.2012</b>	3,007,965	387,578	612,089

Identification number and title	PAD issuance date	Total budget	Current year expenditure	Previous year expenditure
<b>100334</b> SUPPORTING GREEN INDUSTRIAL DEVELOPMENT IN GHANA: BIOGAS TECHNOLOGY AND BUSINESS FOR SUSTAINABLE GROWTH	<b>02.2014</b>	712,883	532,158	89,908
<b>101092</b> ASSISTANCE TO THE REFUGEES OF THE UNHCR SETTLEMENTS IN BUDUBURAM AND KRISAN FOR THEIR REPATRIATION, LOCAL INTEGRATION AND RESETTLEMENT THROUGH MICRO- AND SMALL-SCALE ENTERPRISE DEVELOPMENT	<b>01.2007</b>	1,035,600	-31,863	1,055,964
<b>101095</b> ENHANCING HUMAN SECURITY THROUGH DEVELOPING LOCAL CAPACITY FOR HOLISTIC COMMUNITY-BASED CONFLICT PREVENTION IN NORTHERN GHANA	<b>01.2009</b>	133,000	-1,692	127,223
<b>107051</b> GHANA NATIONAL SYSTEM OF INNOVATION (GNSI) SURVEY	<b>02.2011</b>	98,308	-5,993	134,200
<b>120385</b> PREPARATORY ASSISTANCE FOR NATIONAL RESOURCE EFFICIENT AND CLEANER PRODUCTION (RECP) PROGRAMME - GHANA	<b>09.2012</b>	45,850	-811	35,135
<b>130049</b> REINTEGRATING LIBERIAN REFUGEES IN GHANA THROUGH MULTI-SKILLS TRAINING FOR SUSTAINABLE LIVELIHOODS & POVERTY ALLEVIATION	<b>05.2013</b>	1,327,434	818,906	453,286
<b>140085</b> MULTI-SKILLS TRAINING FOR SUSTAINABLE LIVELIHOODS AND POVERTY ALLEVIATION	<b>04.2014</b>	8,022	7,887	0
<b>140187</b> STRATEGY BRIEFS FOR THE IMPLEMENTATION OF RECOMMENDATIONS FROM THE GHANA NATIONAL SYSTEM OF INNOVATION (GNSI) SURVEY PROJECT	<b>06.2014</b>	34,325	30,500	0
<b>GUATEMALA</b>				
<b>100117</b> ENVIRONMENTALLY SOUND MANAGEMENT AND DISPOSAL OF POLYCHLORINATED BIPHENYL (PCB)-CONTAINING EQUIPMENT AND DDT WASTES AND UPGRADE OF TECHNICAL EXPERTISE IN GUATEMALA	<b>07.2014</b>	85,000	49,257	0
<b>105102</b> NATIONAL PHASE-OUT OF METHYL BROMIDE (PHASE II, FIRST TRANCHE)	<b>12.2012</b>	2,033,047	24,045	1,301,662
<b>120009</b> ENABLING ACTIVITIES TO REVIEW AND UPDATE THE NATIONAL IMPLEMENTATION PLAN UNDER THE STOCKHOLM CONVENTION ON PERSISTENT ORGANIC POLLUTANTS (POPS) - IN GUATEMALA	<b>02.2014</b>	225,000	8,659	0
<b>120438</b> STRENGTHENING OF NATIONAL METROLOGY LABORATORY (CENAME) OF GUATEMALA	<b>10.2014</b>	81,545	0	0
<b>120580</b> HCFC PHASE OUT MANAGEMENT PLAN - PMP (SECOND TRANCHE)	<b>07.2011</b>	127,925	27,591	72,302

Identification number and title	PAD issuance date	Total budget	Current year expenditure	Previous year expenditure
<b>GUINEA</b>				
<b>100185</b> PROMOTING DEVELOPMENT OF MULTI-PURPOSE MINI-HYDRO POWER SYSTEMS (FOR PROVISION OF ENERGY, IRRIGATION ETC.) IN REPUBLIC OF GUINEA	<b>05.2012</b>	2,210,301	49,767	153,232
<b>102006</b> PROJET CONJOINT D'APPUI AU MOUVEMENT DE LA JEUNESSE ET À CERTAINS GROUPES DE JEUNES LES PLUS DÉSHÉRITÉS (MECANISME DE FINANCEMENT & CENTRES D'INFORMATION ET DE COMMUNICATION)	<b>05.2010</b>	601,169	-10,310	589,436
<b>120081</b> ENABLING ACTIVITIES TO REVIEW AND UPDATE THE NATIONAL IMPLEMENTATION PLAN FOR THE STOCKHOLM CONVENTION ON PERSISTENT ORGANIC POLLUTANTS	<b>03.2013</b>	180,000	39,851	112,058
<b>120173</b> PROJET D'APPUI A L'INSERTION ECONOMIQUE DES JEUNES ET DES FEMMES VULNERABLES A TRAVERS LES ACTIVITES D'ASSAINISSEMENT DES DECHETS SOLIDES	<b>04.2014</b>	2,008,531	840,674	832,450
<b>120220</b> SUPPORTING JOB TRAINING FOR YOUTHS IN GUINEA	<b>06.2012</b>	2,521,671	537,769	1,137,393
<b>120361</b> HCFC PHASE-OUT MANAGEMENT PLAN (STAGE I, FIRST TRANCHE)	<b>07.2012</b>	160,000	0	153,819
<b>140023</b> PROGRAMME DE COOPÉRATION TECHNIQUE ENTRE L'ONUDI ET LA RÉPUBLIQUE DE GUINÉE	<b>04.2014</b>	192,939	69,726	0
<b>GUINEA-BISSAU</b>				
<b>105413</b> HCFC PHASE-OUT MANAGEMENT PLAN (STAGE I, FIRST TRANCHE)	<b>11.2011</b>	40,000	0	39,138
<b>130007</b> GUINEA-BISSAU - PROMOTE RE INVESTMENTS IN THE ELECTRICITY SECTOR	<b>07.2013</b>	91,324	22,359	63,064
<b>130012</b> PROMOTING RENEWABLE ENERGY INVESTMENTS IN GUINEA BISSAU	<b>10.2014</b>	1,735,160	237,077	0
<b>130168</b> ENABLING ACTIVITIES TO REVIEW AND UPDATE THE NATIONAL IMPLEMENTATION PLAN UNDER THE STOCKHOLM CONVENTION ON PERSISTENT ORGANIC POLLUTANTS (POPS) - IN GUINEA-BISSAU	<b>11.2013</b>	175,000	33,060	128,000
<b>HAITI</b>				
<b>120577</b> PROGRAMME D'APPUI AU MINISTÈRE DU COMMERE ET DE L'INDUSTRIE: SOUTIEN AUX INFRASTRUCTURES DE LA QUALITÉ/RENFORCEMENT DU BUREAU HAÏTIEN DE NORMALISATION	<b>12.2012</b>	919,836	506,574	197,731

Identification number and title	PAD issuance date	Total budget	Current year expenditure	Previous year expenditure
<b>HONDURAS</b>				
<b>105112</b> HCFC PHASE-OUT MANAGEMENT PLAN (STAGE I, FIRST TRANCHE)	<b>05.2011</b>	220,000	88,989	99,477
<b>105113</b> NATIONAL METHYL BROMIDE PHASE-OUT PLAN, PHASE II (THIRD TRANCHE)	<b>01.2009</b>	299,927	-14,700	314,500
<b>120008</b> ENABLING ACTIVITIES TO REVIEW AND UPDATE THE NATIONAL IMPLEMENTATION PLAN UNDER THE STOCKHOLM CONVENTION ON PERSISTENT ORGANIC POLLUTANTS (POPS) - IN HONDURAS	<b>02.2013</b>	189,420	137,877	34,050
<b>120216</b> HONDURAS - CP PA MISSION	<b>11.2012</b>	34,971	1,916	35,749
<b>INDIA</b>				
<b>090061</b> RENEWABLE ENERGY BASED ECONOMIC DEVELOPMENT: PV/WIND/HYBRID BASED RURAL COMMUNITY DEVELOPMENT CENTRES IN REMOTE ISLANDS IN LACCADIVES	<b>05.2005</b>	155,325	-19,418	131,315
<b>090062</b> NATIONAL PROGRAMME TO SUPPORT ENERGY EFFICIENCY AND QUALITY STANDARDS IN CERAMICS SMALL AND MEDIUM SCALE ENTERPRISES (SMES)	<b>01.2005</b>	353,982	2,167	338,619
<b>100115</b> PPG_ DEVELOPMENT AND PROMOTION OF NON-POPS ALTERNATIVES TO DDT	<b>03.2013</b>	213,500	18,559	154,004
<b>100245</b> SUPPORTING SMALL AND MEDIUM-SIZED MANUFACTURERS IN THE AUTOMOTIVE COMPONENT INDUSTRY IN LNDIA: DEEPENING AND WIDENING THE SERVICES PROVIDED WITHIN THE FRAMEWORK OF THE UNIDO-ACMA-DHL PARTNERSHIP PROGRAMME	<b>07.2014</b>	317,307	153,862	0
<b>100269</b> TECHNOLOGY UPGRADATION AND PRODUCTIVITY ENHANCEMENT OF THE FOUNDRY INDUSTRY IN COIMBATORE AND BELGAUM	<b>12.2011</b>	884,956	188,357	510,178
<b>100303</b> PROMOTING RURAL MICRO INDUSTRIES AND VALUE CHAIN DEVELOPMENT IN THE FOOD PROCESSING SECTOR - PA	<b>02.2012</b>	80,769	-655	82,263
<b>101064</b> PROMOTING LIVELIHOODS IN NORTH EASTERN INDIA: THE CANE AND BAMBOO NETWORKING PROJECT	<b>10.2009</b>	509,245	858	458,463
<b>101131</b> PROMOTING LIVELIHOODS IN NORTH EASTERN INDIA: THE CANE AND BAMBOO NETWORKING PROJECT	<b>05.2008</b>	353,982	-21,720	341,886
<b>102045</b> NATIONAL PROGRAMME FOR TECHNOLOGY UPGRADATION OF BRASS AND BELL METAL INDUSTRY/ARTISAN ENTERPRISES IN KHAGRA AND OTHER	<b>05.2008</b>	176,992	23,891	99,858

Identification number and title	PAD issuance date	Total budget	Current year expenditure	Previous year expenditure
AREAS IN WEST BENGAL AND NEIGHBOURING STATES (PHASE 1)				
<b>102046</b> PLASTICS MANUFACTURING INDUSTRY IN INDIA	<b>10.2010</b>	707,911	181,631	522,328
<b>102064</b> CLUSTER TWINNING COMPONENT: CONSOLIDATED PROJECT FOR SME DEVELOPMENT IN INDIA THROUGH ESTABLISHMENT OF MUTUAL CREDIT GUARANTEE SCHEMES, CLUSTER TWINNING AND FOREIGN INVESTMENT AND TECHNOLOGY PROMOTION	<b>12.2005</b>	901,577	-562	889,751
<b>102136</b> UPGRADATION OF MACHINE TOOLS INDUSTRY IN INDIA	<b>12.2009</b>	1,039,824	-474	1,018,494
<b>103029</b> PROMOTING ENERGY EFFICIENCY AND RENEWABLE ENERGY IN SELECTED MSME CLUSTERS IN INDIA MICRO, SMALL AND MEDIUM ENTERPRISES (MSME) CLUSTERS IN INDIA	<b>12.2011</b>	7,247,650	1,187,475	4,649,265
<b>103121</b> ECO CITY - ECO BUSINESS PARTNERSHIP PROGRAMME IN INDIA	<b>02.2008</b>	221,195	-1,894	220,038
<b>104043</b> DEVELOPMENT OF A NATIONAL IMPLEMENTATION PLAN (NIP) IN INDIA AS A FIRST STEP TO IMPLEMENT THE STOCKHOLM CONVENTION ON PERSISTENT ORGANIC POLLUTANTS (POPS)	<b>11.2007</b>	3,097,781	-386,072	3,064,030
<b>104044</b> ENVIRONMENTALLY SOUND MANAGEMENT AND FINAL DISPOSAL OF PCBs IN INDIA	<b>01.2010</b>	14,100,000	1,848,351	5,507,031
<b>104160</b> ENVIRONMENTALLY SOUND MANAGEMENT OF MEDICAL WASTES IN INDIA	<b>10.2011</b>	10,000,000	120,284	1,628,220
<b>105115</b> CTC PHASE-OUT FOR THE CONSUMPTION AND PRODUCTION SECTORS: 2005 ANNUAL PROGRAMME	<b>11.2006</b>	3,669,115	-78,060	3,747,174
<b>110040</b> PROMOTING BUSINESS MODELS FOR INCREASING PENETRATION AND SCALING UP OF SOLAR ENERGY IN INDIA (PPG)	<b>04.2012</b>	138,678	7,364	132,317
<b>120182</b> PROMOTING ULTRA LOW-HEAD MICRO HYDROPOWER TECHNOLOGY TO INCREASE ACCESS TO RENEWABLE ENERGY FOR PRODUCTIVE USES IN RURAL INDIA	<b>06.2013</b>	1,238,434	231,967	634,520
<b>120243</b> GREEN GROWTH POLICY FOR MANUFACTURING IN INDIA	<b>03.2013</b>	353,982	-212	3,025
<b>120304</b> PROMOTING INDUSTRIAL ENERGY EFFICIENCY THROUGH ENERGY MANAGEMENT STANDARD, SYSTEM OPTIMIZATION AND TECHNOLOGY INCUBATION IN INDIA	<b>12.2012</b>	72,728	7,200	41,274
<b>120345</b> GEF UNIDO CLEANTECH PROGRAMME FOR SMES IN INDIA	<b>04.2013</b>	1,000,000	76,702	171,243
<b>130149</b> PROMOTING BUSINESS MODELS FOR INCREASED PENETRATION AND SCALING UP OF SOLAR ENERGY IN INDIA (MAIN PHASE)	<b>01.2014</b>	4,365,174	49,736	0

Identification number and title	PAD issuance date	Total budget	Current year expenditure	Previous year expenditure
<b>130235</b> INTERNATIONAL EGM FOR POLICY MAKERS AND OTHER INTERESTED EXPERTS ON THE CHANGING PARADIGM OF CLUSTER DEVELOPMENT	<b>11.2013</b>	44,998	21,144	23,800
<b>INDONESIA</b>				
<b>100224</b> NATIONAL RESOURCE EFFICIENT AND CLEANER PRODUCTION (RECP) PROGRAMME INDONESIA	<b>10.2012</b>	3,401,136	133,660	53,672
<b>101097</b> REALIZING MINIMUM LIVING STANDARDS FOR DISADVANTAGED COMMUNITIES THROUGH PEACE BUILDING AND VILLAGE BASED ECONOMIC DEVELOPMENT	<b>03.2009</b>	1,971,729	-13,318	1,979,468
<b>101099</b> REALIZING MINIMUM LIVING STANDARDS FOR DISADVANTAGED COMMUNITIES THROUGH PEACE BUILDING AND VILLAGE BASED ECONOMIC DEVELOPMENT	<b>11.2010</b>	37,681	-1,949	38,924
<b>103031</b> PROMOTING INDUSTRIAL ENERGY EFFICIENCY THROUGH SYSTEM OPTIMIZATION AND ENERGY MANAGEMENT STANDARDS IN INDONESIA	<b>04.2011</b>	2,228,137	509,019	940,158
<b>105118</b> HCF PHASE-OUT MANAGEMENT PLAN (STAGE I, PHASE II)	<b>08.2011</b>	774,145	722,093	10,674
<b>107078</b> INDONESIA COUNTRY PROGRAMME 2009-2013: PROGRAMME MANAGEMENT AND COORDINATION	<b>08.2009</b>	176,807	32,043	142,457
<b>120042</b> ENABLING ACTIVITIES TO REVIEW AND UPDATE THE NATIONAL IMPLEMENTATION PLAN FOR THE STOCKHOLM CONVENTION ON PERSISTENT ORGANIC POLLUTANTS (POPS) - IN INDONESIA	<b>10.2012</b>	225,000	29,912	178,270
<b>120110</b> INCREASING TRADE CAPACITIES OF SELECTED VALUE CHAINS WITHIN THE FISHERIES SECTOR IN INDONESIA	<b>11.2013</b>	870,740	281,944	53,640
<b>130083</b> POST-2015 DEVELOPMENT AGENDA, INDONESIA NATIONAL CONSULTATIONS	<b>04.2013</b>	50,919	5,634	39,874
<b>130249</b> PIF INTRODUCTION OF AN ENVIRONMENTALLY SOUND MANAGEMENT AND DISPOSAL SYSTEM FOR PCBs WASTES AND PCB-CONTAMINATED EQUIPMENT IN INDONESIA	<b>10.2013</b>	6,000,000	89,881	13,099
<b>IRAN (ISLAMIC REPUBLIC OF)</b>				
<b>105122, 105123</b> HCFC PHASE-OUT MANAGEMENT PLAN (STAGE I, FIRST TRANCHE)	<b>05.2011</b>	2,628,950	256,829	1,738,710

Identification number and title	PAD issuance date	Total budget	Current year expenditure	Previous year expenditure
<b>120336</b> SUSTAINABLE LIVELIHOODS PROGRAMME: DEVELOPMENT OF PRO-POOR CLUSTERS AND VALUE CHAINS IN BORDER REGIONS OF THE ISLAMIC REPUBLICS OF IRAN AND AFGHANISTAN (PHASE I)	<b>04.2014</b>	751,276	355,176	354,765
<b>120506</b> INDUSTRIAL ENERGY EFFICIENCY IN KEY SECTORS IN ISLAMIC REPUBLIC OF IRAN	<b>10.2012</b>	6,178,315	705,411	706,786
<b>120595</b> SAFFRON VALUE CHAIN PROMOTION PROGRAMME - IRAN	<b>01.2014</b>	415,887	187,227	0
<b>IRAQ</b>				
<b>100209</b> STRENGTHENING THE NATIONAL QUALITY INFRASTRUCTURE TO FACILITATE TRADE AND ENHANCE CONSUMER PROTECTION	<b>01.2012</b>	9,279,520	2,367,109	2,088,661
<b>101100</b> OPERATIONS AND INDUSTRIAL MAINTENANCE TRAINING ACADEMY PROJECT	<b>06.2011</b>	2,426,804	418,920	1,528,445
<b>102007</b> ENTERPRISE DEVELOPMENT AND INVESTMENT PROMOTION IN THE SME SECTOR IN IRAQ	<b>08.2007</b>	2,532,980	-71,633	2,508,436
<b>102008</b> PRIVATE SECTOR DEVELOPMENT PROGRAMME FOR IRAQ	<b>01.2009</b>	7,291,153	-104,887	7,242,004
<b>102010</b> ENTERPRISE DEVELOPMENT THROUGH INFORMATION AND COMMUNICATION TECHNOLOGY	<b>10.2009</b>	2,771,572	-132,910	2,813,882
<b>102067</b> INVESTMENT PROMOTION FOR IRAQ	<b>03.2010</b>	4,987,795	642,518	3,205,706
<b>102068</b> ENHANCING INVESTMENTS TO IRAQ THROUGH INDUSTRIAL ZONE DEVELOPMENT	<b>01.2011</b>	3,696,873	203,256	3,426,623
<b>105125</b> PREPARATION OF A HCFC PHASE-OUT MANAGEMENT PLAN (ADDITIONAL FUNDING)	<b>12.2009</b>	65,000	-4,610	66,900
<b>105127</b> REPLACEMENT OF REFRIGERANT CFC-12 WITH ISOBUTANE AND FOAM BLOWING AGENT CFC-11 WITH CYCLOPENTANE IN THE MANUFACTURE OF DOMESTIC REFRIGERATORS AND CHEST FREEZERS AT LIGHT INDUSTRIES COMPANY	<b>05.2009</b>	2,251,512	298,636	1,875,793
<b>105128</b> NATIONAL PHASE-OUT PLAN (FIRST AND SECOND TRANCHES)	<b>07.2009</b>	4,768,547	67,411	4,614,976
<b>105130</b> TECHNICAL ASSISTANCE FOR ALTERNATIVES TO METHYL BROMIDE	<b>12.2010</b>	211,970	6,279	183,717
<b>JORDAN</b>				
<b>105135, 105420</b> PHASE-OUT OF HCFC-22 AND HCFC-141B FROM THE MANUFACTURE OF UNITARY AIR-CONDITIONING EQUIPMENT AT PETRA ENGINEERING INDUSTRIES CO.	<b>05.2010</b>	2,363,533	691,937	1,512,958



Identification number and title	PAD issuance date	Total budget	Current year expenditure	Previous year expenditure
<b>120373</b> ENABLING ACTIVITIES TO REVIEW AND UPDATE THE NATIONAL IMPLEMENTATION PLAN FOR THE STOCKHOLM CONVENTION ON PERSISTENT ORGANIC POLLUTANTS (POPS)	<b>06.2013</b>	154,562	-121,466	259,654
<b>140011</b> PROMOTING SOCIAL COHESION AND HARMONY BETWEEN SYRIAN REFUGES AND HOST COMMUNITIES AROUND ZAATARI REFUGEE CAMP THROUGH IMPROVEMENT LIVELIHOOD OPPORTUNITIES	<b>04.2014</b>	442,478	149,923	0
<b>KENYA</b>				
<b>090044</b> DISTRICT LEVEL MAPPING OF KENYA FOR IMPLEMENTING RENEWABLE ENERGY SERVICE CENTRES FOR BUSINESS PROMOTION (RESC-BPS) FOR PREPARING PRE-FEASIBILITY STUDY FOR 100 POTENTIAL SITES WITHIN THREE SELECTED REGIONS OF KENYA	<b>09.2009</b>	36,751	-1,442	38,192
<b>104099</b> DEMONSTRATION AND TRANSFER OF ENVIRONMENTALLY SOUND TECHNOLOGY FOR WATER TREATMENT	<b>01.2011</b>	113,005	2,618	111,297
<b>105414</b> TECHNICAL ASSISTANCE FOR THE FINAL ELIMINATION OF METHYL BROMIDE IN POST HARVEST SECTOR	<b>11.2011</b>	287,700	33,114	247,266
<b>120038</b> STRENGTHENING THE TECHNICAL SERVICE CAPABILITIES OF THE KENYA INDUSTRIAL RESEARCH AND DEVELOPMENT INSTITUTE (KIRDI) IN COLLABORATION WITH THE KENYA SUBCONTRACTING AND PARTNERSHIP EXCHANGE PROGRAMME (SPX)	<b>02.2014</b>	200,000	18,817	0
<b>120276</b> KENYA NATIONAL SYSTEM OF INNOVATION (KNSI) SURVEY	<b>01.2014</b>	261,882	74,076	144,794
<b>120331</b> UNIDO PART OF JOINT PROGRAMME ON GENDER EQUALITY AND WOMEN EMPOWERMENT IN KENYA	<b>06.2012</b>	97,380	49,389	40,485
<b>120417</b> DEMONSTRATION AND PROMOTION OF COCONUT HUSK PROCESSING FOR INCOME GENERATION IN RURAL COMMUNITIES COAST PROVINCE, KENYA	<b>01.2014</b>	151,000	64,737	0
<b>120530, 130016</b> STANDARDS AND MARKET ACCESS PROGRAMME	<b>03.2013</b>	512,720	72,074	37,706
<b>120629</b> MS. RANDAZZA JPO AGRO-INDUSTRY RELATED TCB	<b>01.2013</b>	284,398	99,840	115,719
<b>130032</b> ENHANCING OPPORTUNITIES FOR CLEAN LIGHTING INDUSTRY IN KENYA	<b>05.2013</b>	36,716	5,817	27,074
<b>130123</b> TRAINING & CAPACITY BUILDING OF PARTNERS 2013 - KENYA	<b>04.2013</b>	73,473	10,953	61,509
<b>130297</b> PA CENTRE OF EXCELLENCE FOR MAINTENANCE AND REPAIR OF AGRO-PROCESSING EQUIPMENT	<b>09.2014</b>	36,365	5,615	0

<b>Identification number and title</b>	<b>PAD issuance date</b>	<b>Total budget</b>	<b>Current year expenditure</b>	<b>Previous year expenditure</b>
<b>140007</b> SUSTAINABLE CONVERSION OF WASTE TO CLEAN ENERGY FOR GHG EMISSIONS REDUCTION	<b>01.2014</b>	100,000	63,177	0
<b>140040</b> IMPROVING TECHNICAL AND ENTREPRENEURIAL PERFORMANCE OF THE FOOTWEAR MSMES IN KENYA	<b>03.2014</b>	24,954	11,654	0
<b>KUWAIT</b>				
<b>102172</b> STRENGTHENING EXPORT CAPACITIES OF MANUFACTURING SMES IN KUWAIT	<b>06.2012</b>	767,894	144,923	482,030
<b>120511</b> HCFC PHASE-OUT MANAGEMENT PLAN (STAGE I, FIRST TRANCHE) (POLYURETHANE FOAM SECTOR PHASE-OUT: KUWAIT POLYURETHANE INDUSTRY CO.; KIRBY BUILDING SYSTEMS, TECHNICAL ASSISTANCE TO SPRAYFOAM USERS AND OTHER SMALL USERS)	<b>05.2012</b>	3,537,450	197,433	96,138
<b>KYRGYZSTAN</b>				
<b>120410</b> FEASIBILITY STUDY FOR THE ESTABLISHMENT OF A FRUIT AND VEGETABLE SUPPLY-CHAIN	<b>04.2013</b>	241,558	105,420	63,282
<b>120464</b> IMPROVEMENT OF AGRICULTURAL PRODUCTION THROUGH STRENGTHENING OF AGRICULTURAL EXTENSION SERVICES, INCREASED TECHNICAL INPUTS AND PROMOTION OF DECENT AND SAFE JOBS IN RURAL AREAS	<b>05.2013</b>	78,210	8,156	67,514
<b>140116</b> PROMOTING COMMUNITY LEVEL JOB CREATION AND INCOME GENERATING ACTIVITIES THROUGH THE DEVELOPMENT OF COST-EFFECTIVE BUILDING MATERIALS PRODUCTION IN KYRGYZSTAN	<b>09.2014</b>	796,460	130,688	0
<b>140216</b> STRENGTHENING STANDARDIZATION, QUALITY ASSURANCE, ACCREDITATION AND METROLOGY (SQAM) INFRASTRUCTURE IN KYRGYZSTAN	<b>08.2014</b>	27,586	1,847	0
<b>LAO PEOPLE'S DEMOCRATIC REPUBLIC</b>				
<b>100116</b> PCB MANAGEMENT AND DISPOSAL AT THE ENERGY SECTOR	<b>01.2013</b>	58,000	17,120	39,804
<b>104086</b> ENHANCING SUSTAINABLE TOURISM, CLEAN PRODUCTION AND EXPORT CAPACITY IN LAO PEOPLE'S DEMOCRATIC REPUBLIC	<b>07.2011</b>	569,749	174,905	343,332
<b>106045</b> ENHANCING SUSTAINABLE TOURISM, CLEAN PRODUCTION AND EXPORT CAPACITY IN LAO PEOPLE'S DEMOCRATIC REPUBLIC	<b>07.2011</b>	526,251	108,075	399,077

Identification number and title	PAD issuance date	Total budget	Current year expenditure	Previous year expenditure
<b>120208</b> ENABLING ACTIVITIES TO REVIEW AND UPDATE THE NATIONAL IMPLEMENTATION PLAN FOR THE STOCKHOLM CONVENTION ON PERSISTENT ORGANIC POLLUTANTS (POPS) - IN LAO PDR	<b>04.2013</b>	180,000	4,469	135,891
<b>140058</b> REDUCING OF GREENHOUSE GAS (GHG) EMISSIONS IN THE INDUSTRIAL SECTOR THROUGH PELLETIZATION TECHNOLOGY IN LAO PDR	<b>06.2014</b>	10,000	4,666	0
<b>140067</b> PREPARATORY ASSISTANT FOR ENHANCEMENT OF LAO'S INDUSTRIAL STATISTICS	<b>03.2014</b>	11,724	11,484	0
<b>140157</b> PCB MANAGEMENT AND DISPOSAL AT THE ENERGY SECTOR	<b>05.2014</b>	1,400,000	27,887	0
<b>LEBANON</b>				
<b>100300</b> SEED MONEY FOR THE COUNTRY PROGRAMME FRAMEWORK FOR LEBANON	<b>09.2012</b>	41,419	0	8,866
<b>101081, 120301</b> COMMUNITY EMPOWERMENT AND LIVELIHOODS ENHANCEMENT PROJECT	<b>12.2010</b>	2,976,943	296,392	2,687,124
<b>120178</b> INCREASING COMPETITIVENESS OF LEBANON'S OLIVE VALUE CHAIN OR A COMPETITIVE OLIVE OIL INDUSTRIAL SECTOR IN LEBANON	<b>04.2013</b>	36,872	12,356	22,081
<b>120557</b> STRENGTHENING THE PERFORMANCE OF THE LEBANESE FOOD SECTOR	<b>04.2013</b>	39,155	15,134	19,029
<b>140005</b> SUPPORT FOR HOST COMMUNITIES IN LEBANON AFFECTED BY THE HIGH INFLUX OF SYRIAN REFUGEES	<b>04.2014</b>	530,974	54,341	0
<b>140357</b> PILOT DEMONSTRATION PROJECT ON ODS WASTE MANAGEMENT AND DISPOSAL	<b>12.2014</b>	123,475	0	0
<b>LESOTHO</b>				
<b>120080</b> ENABLING ACTIVITIES TO REVIEW AND UPDATE THE NATIONAL IMPLEMENTATION PLAN FOR THE STOCKHOLM CONVENTION ON PERSISTENT ORGANIC POLLUTANTS (POPS)	<b>05.2013</b>	150,000	22,678	80,000
<b>130064</b> LESOTHO COUNTRY PROGRAMMING MISSION FOR COUNTRY PROGRAMME DEVELOPMENT	<b>04.2013</b>	26,116	-1,250	23,699
<b>140038</b> LESOTHO: COMPLIANCE POLICY (CP) SEED MONEY IMPLEMENTATION	<b>02.2014</b>	206,897	62,156	0

Identification number and title	PAD issuance date	Total budget	Current year expenditure	Previous year expenditure
<b>LIBERIA</b>				
<b>100330</b> INSTALLATION OF MULTI-PURPOSE MINI-HYDRO INFRASTRUCTURE (FOR ENERGY AND IRRIGATION)	<b>03.2014</b>	1,814,201	971,738	666,339
<b>101103</b> REHABILITATION OF TRAINING CENTRES IN VULNERABLE COMMUNITIES IN LIBERIA	<b>03.2011</b>	1,369,912	-43,121	1,390,326
<b>103122</b> REHABILITATION OF TRAINING CENTRES IN VULNERABLE COMMUNITIES IN LIBERIA (ENERGY COMPONENT)	<b>03.2011</b>	400,000	-10,047	401,838
<b>110031</b> PROMOTING PEACE-BUILDING OPPORTUNITIES THROUGH MULTI-SKILLS TRAINING	<b>04.2012</b>	619,469	-747	619,946
<b>120079</b> ENABLING ACTIVITIES TO REVIEW AND UPDATE THE NATIONAL IMPLEMENTATION PLAN FOR THE STOCKHOLM CONVENTION ON PERSISTENT ORGANIC POLLUTANTS	<b>05.2013</b>	160,000	6,638	143,778
<b>120434</b> PROMOTING YOUTH EMPLOYMENT IN THE MINING, CONSTRUCTION AND AGRICULTURE SECTOR	<b>05.2013</b>	1,260,673	516,812	709,740
<b>120459</b> REINTEGRATION FOR LIBERIAN RETURNEES THROUGH SKILLS TRAINING AND JOB CREATION	<b>04.2013</b>	1,327,434	790,099	533,371
<b>130100</b> STRENGTHENING SANITARY AND PHYTOSANITARY (SPS) MEASURES IN LIBERIA - PREPARATORY ASSISTANCE	<b>01.2014</b>	45,653	2,676	5,374
<b>LIBYA</b>				
<b>105143</b> NATIONAL CFC PHASE-OUT PLAN (2ND TRANCHE)	<b>04.2005</b>	997,268	-1,226	997,612
<b>105145</b> PHASE-OUT OF METHYL BROMIDE IN HORTICULTURE: TOMATOES, CUCUMBERS, PEPPERS AND OTHERS	<b>03.2010</b>	1,243,000	36,087	1,171,422
<b>105147</b> PREPARATION OF HCFC PHASE-OUT MANAGEMENT PLAN	<b>05.2011</b>	150,000	23,573	94,548
<b>105150</b> PREPARATION FOR HCFC PHASE-OUT INVESTMENT ACTIVITIES (POLYURETHANE FOAM COMPONENT)	<b>05.2011</b>	60,000	16,567	14,868
<b>105353</b> RENEWAL OF INSTITUTIONAL STRENGTHENING PROJECT (PHASE II)	<b>01.2014</b>	272,130	74,582	113,038
<b>MADAGASCAR</b>				
<b>105354</b> HCFC PHASE-OUT MANAGEMENT PLAN (STAGE I, FIRST TRANCHE)	<b>01.2011</b>	140,000	21,163	105,462
<b>120300</b> INCREASED ENERGY ACCESS FOR PRODUCTIVE USE THROUGH SMALL HYDROPOWER DEVELOPMENT IN RURAL AREAS IN MADAGASCAR (PPG)	<b>10.2013</b>	85,000	69,419	254

Identification number and title	PAD issuance date	Total budget	Current year expenditure	Previous year expenditure
<b>120588</b> APPUI À LA TRANSFORMATION SEMI-INDUSTRIELLE DE LA CANNE À SUCRE À MADAGASCAR - SUPPORT TO THE SEMI- INDUSTRIAL PORCESSING OF SUGAR CANE	<b>09.2013</b>	342,116	146,398	11,335
<b>140044</b> DÉVELOPPEMENT D'UNE FILIÈRE ARTISANALE DANS LE SUD DE MADAGASCAR	<b>04.2014</b>	239,431	204,140	0
<b>MALAWI</b>				
<b>101023</b> EMPOWERING POOR RURAL COMMUNITIES WITH LABOUR- SAVING TECHNOLOGIES FOR INCREASED LABOUR PRODUCTIVITY, FOOD PRODUCTION AND INCOME GENERATION, SATECH	<b>01.2010</b>	769,135	-1,278	771,925
<b>105357</b> HCFC PHASE-OUT MANAGEMENT PLAN (STAGE I, FIRST TRANCHE)	<b>01.2011</b>	58,723	-785	59,535
<b>106075</b> MALAWI: MARKET ACCESS AND TRADE-CAPACITY BUILDING SUPPORT FOR AGRO-INDUSTRIAL PRODUCTS	<b>08.2013</b>	2,946,103	754,471	152,623
<b>130161</b> SUPPORT ON VALUE ADDITION AND QUALITY IMPROVEMENT IN MALAWI FISHERIES VALUE CHAIN	<b>07.2013</b>	25,186	9,307	17,372
<b>MALAYSIA</b>				
<b>103042</b> INDUSTRIAL ENERGY EFFICIENCY FOR MALAYSIAN MANUFACTURING SECTOR (IEEMMS)	<b>06.2011</b>	4,427,740	1,151,972	1,851,857
<b>120096</b> GEF UNIDO CLEANTECH PROGRAMME FOR SMES IN MALAYSIA	<b>04.2013</b>	990,000	268,510	158,358
<b>120264</b> GHG EMISSIONS REDUCTIONS IN TARGETED INDUSTRIAL SUB-SECTORS THROUGH EE AND APPLICATION OF SOLAR THERMAL SYSTEMS	<b>07.2014</b>	4,000,000	39,719	0
<b>120305</b> GHG EMISSIONS REDUCTIONS IN TARGETED INDUSTRIAL SUB-SECTORS THROUGH EE AND APPLICATION OF SOLAR THERMAL SYSTEMS IN MALAYSIA	<b>07.2012</b>	75,000	3,695	70,806
<b>120308</b> ENERGY EFFICIENCY AND LOW-CARBON TRANSPORT IN MALAYSIA	<b>06.2014</b>	50,000	30,024	0
<b>MALDIVES</b>				
<b>120416</b> ENABLING ACTIVITIES TO FACILITATE EARLY ACTION ON THE IMPLEMENTATION OF THE STOCKHOLM CONVENTION ON PERSISTENT ORGANIC POLLUTANTS	<b>03.2013</b>	430,000	2,834	248,514

Identification number and title	PAD issuance date	Total budget	Current year expenditure	Previous year expenditure
<b>MALI</b>				
<b>101022</b> PROJET D'APPUI A LA VALORISATION DES PRODUITS AGROPASTORAUX DANS LES REGIONS SUD (SEGOU ET SIKASSO) ET NORD (KIDAL) DU MALI	<b>04.2008</b>	196,602	-3,907	195,960
<b>104142</b> REDUCING RISKS FROM ARTISANAL AND SMALL SCALE GOLD MINING IN MALI	<b>09.2011</b>	220,000	13,158	135,247
<b>130234</b> ENABLING ACTIVITIES TO REVIEW AND UPDATE THE NATIONAL IMPLEMENTATION PLAN FOR THE STOCKHOLM CONVENTION ON PERSISTENT ORGANIC POLLUTANTS (POPS) IN THE REPUBLIC OF MALI	<b>03.2014</b>	225,000	191,014	0
<b>140105</b> UPGRADING THE LIVELIHOOD CONDITIONS OF THE VULNERABLE POPULATION IN MALI THROUGH HANDICRAFT SECTOR DEVELOPMENT	<b>05.2014</b>	27,586	22,224	0
<b>MAURITIUS</b>				
<b>130223</b> DEVELOPMENT OF LEMON VALUE CHAIN IN RODRIGUES	<b>11.2013</b>	10,960	9,768	1,107
<b>MEXICO</b>				
<b>100034</b> DEMONSTRATION PROJECT FOR DISPOSAL OF UNWANTED ODS IN MEXICO	<b>12.2011</b>	453,103	239,681	0
<b>104022</b> STRENGTHEN THE EFFECTIVE AND DEMOCRATIC WATER AND SANITATION IN MEXICO, IN SUPPORT OF THE ACCOMPLISHMENT OF THE MILLENNIUM OBJECTIVES	<b>12.2008</b>	680,947	-2,175	663,021
<b>104047</b> INTEGRATED ASSESSMENT AND MANAGEMENT OF THE GULF OF MEXICO LARGE MARINE ECOSYSTEM	<b>01.2009</b>	4,641,209	339,875	4,270,839
<b>105162, 105166</b> HPMP UMBRELLA PROJ. 3 MANUFACTURERS	<b>09.2011</b>	3,917,524	555,849	1,483,479
<b>105170, 120251, 140009</b> NATIONAL METHYL BROMIDE PHASE-OUT PLAN	<b>05.2011</b>	6,221,803	985,340	5,168,786
<b>105175</b> EXTENSION OF INSTITUTIONAL STRENGTHENING PROJECT (PHASE X)	<b>12.2010</b>	248,649	9,271	237,590
<b>105176</b> PHASE-OUT OF HCFC-22 AND HCFC-141B IN AEROSOL MANUFACTURING AT SILIMEX	<b>05.2011</b>	520,916	172,377	348,517
<b>105178</b> DEMONSTRATION PROJECT FOR DISPOSAL OF UNWANTED ODS IN MEXICO	<b>05.2011</b>	927,915	-345,097	921,954
<b>105356</b> NATIONAL CFC PHASE-OUT PLAN: 2ND TRANCHE	<b>04.2005</b>	4,278,000	1,512	4,276,426

Identification number and title	PAD issuance date	Total budget	Current year expenditure	Previous year expenditure
<b>120185</b> ENABLING ACTIVITIES TO REVIEW AND UPDATE THE NATIONAL IMPLEMENTATION PLAN UNDER THE STOCKHOLM CONVENTION ON PERSISTENT ORGANIC POLLUTANTS (POPS) - IN MEXICO	<b>04.2013</b>	225,000	173,447	0
<b>120631</b> EXTENSION OF INSTITUTIONAL STRENGTHENING IN MEXICO TO IMPLEMENT MONTREAL PROTOCOL - PHASE IX	<b>12.2012</b>	494,000	84,682	36,155
<b>130025</b> COUNTRY EVALUATION MEXICO	<b>02.2013</b>	66,638	1,438	57,008
<b>140156</b> HCFC PHASE OUT MANAGEMENT PLAN STAGE II	<b>05.2014</b>	2,902,603	39,834	0
<b>MONGOLIA</b>				
<b>100311</b> ENABLING ACTIVITIES TO REVIEW AND UPDATE THE NATIONAL IMPLEMENTATION PLAN FOR THE STOCKHOLM CONVENTION ON PERSISTENT ORGANIC POLLUTANTS	<b>11.2012</b>	164,696	43,336	120,693
<b>101198</b> PREPARATION OF AN OPPORTUNITY STUDY FOR THE ESTABLISHMENT OF A MEAT CANNING PLANT AT ALTANBULAG FREE TRADE ZONE	<b>11.2011</b>	159,759	-7,637	168,432
<b>104049</b> CAPACITY-BUILDING FOR ENVIRONMENTALLY SOUND PCBS MANAGEMENT AND DISPOSAL	<b>06.2009</b>	2,650,000	137,299	2,368,935
<b>104050</b> CAPACITY-BUILDING FOR ENVIRONMENTALLY SOUND PCBS MANAGEMENT AND DISPOSAL	<b>06.2011</b>	21,424	5,109	8,621
<b>120097</b> REDUCING THE IMPACTS OF MERCURY ON HUMAN HEALTH AND THE ENVIRONMENT BY PROMOTING SOUND CHEMICAL MANAGEMENT IN MONGOLIA	<b>07.2013</b>	600,000	128,909	16,693
<b>140197</b> SUPPORT TO EMPLOYMENT CREATION IN MONGOLIA (SECIM)	<b>11.2014</b>	25,517	21,693	0
<b>MONTENEGRO</b>				
<b>104102</b> ESTABLISHMENT AND OPERATION OF A NATIONAL CLEANER PRODUCTION PROGRAMME IN MONTENEGRO	<b>10.2009</b>	234,218	26,509	175,999
<b>105180</b> TERMINAL PHASE-OUT PLAN FOR CFCS (FIRST AND SECOND TRANCHE)	<b>08.2009</b>	269,877	4,239	265,617
<b>105358</b> HCFC PHASE-OUT MANAGEMENT PLAN (STAGE I, FIRST TRANCHE)	<b>12.2013</b>	255,000	72,192	136,012
<b>105359</b> INSTITUTIONAL STRENGTHENING PROJECT (PHASE II)	<b>09.2010</b>	60,000	1,612	57,728
<b>130094</b> TRANSFER OF ENVIRONMENTALLY SOUND TECHNOLOGIES (TEST) FOR THE TREATMENT OF BIOLOGICAL SLUDGE FROM MOJKOVAC'S MUNICIPAL WASTE WATER TREATMENT PLANT	<b>01.2014</b>	218,758	176,448	0

Identification number and title	PAD issuance date	Total budget	Current year expenditure	Previous year expenditure
<b>130208</b> TRANSFER OF ENVIRONMENTALLY SOUND TECHNOLOGIES (TEST) FOR THE TREATMENT OF BIOLOGICAL SLUDGE FROM MOJKOVAC'S MUNICIPAL WASTE WATER TREATMENT PLANT STC SUBMISSION	<b>08.2013</b>	8,168	5,421	2,425
<b>130236, 130256</b> PA FOR TEST PORT MILENA	<b>11.2013</b>	138,609	106,498	2,038
<b>130269</b> ENHANCING THE COMPETITIVENESS OF LOCAL MSMES IN MONTENEGRO THROUGH CLUSTER DEVELOPMENT	<b>02.2014</b>	451,359	384,846	0
<b>MOROCCO</b>				
<b>101055</b> LE PATRIMOINE CULTUREL ET LES INDUSTRIES CREATIVES COMME VECTEURS DE DEVELOPPEMENT AU MAROC	<b>09.2008</b>	558,197	-3,686	532,348
<b>101058</b> PARTICIPATORY CONTROL OF DESERTIFICATION AND POVERTY REDUCTION IN THE ARID AND SEMI-ARID HIGH PLATEAU ECOSYSTEMS OF EASTERN MOROCCO	<b>06.2009</b>	5,998,422	1,323,963	4,000,587
<b>101125</b> DÉVELOPPEMENT DE L'ENTREPRENARIAT FÉMININ PHASE II	<b>07.2008</b>	1,137,087	-1,104	1,102,250
<b>104051</b> ENVIRONMENTALLY SOUND MANAGEMENT AND DISPOSAL OF PCB-CONTAMINATED TRANSFORMERS IN MOROCCO	<b>09.2009</b>	2,440,422	1,517,905	653,521
<b>105189</b> PHASE-OUT OF MBR IN GREEN BEANS AND CURCUBITS	<b>03.2009</b>	747,594	22,412	722,428
<b>105192</b> CONVERSION FROM HCFC-141B IN THE MANUFACTURE OF POLYURETHANERIGID INSULATION FOAM FOR DOMESTIC REFRIGERATORS AT MANAR	<b>12.2010</b>	951,740	-1,949	950,155
<b>105421</b> HCFC PHASE-OUT MANAGEMENT PLAN (STAGE I, FIRST TRANCHE)	<b>11.2011</b>	300,000	6,498	27,882
<b>120625</b> PROJET D'ACCÈS AUX MARCHÉS DES PRODUITS AGROALIMENTAIRES ET DE TERROIR - (PAMPAT) - MAROC	<b>09.2013</b>	1,371,869	490,241	111,726
<b>130066</b> ASSISTANCE TECHNIQUE À LA VALORISATION DES PRODUITS DU TERROIR DANS LA RÉGION DE L'ORIENTAL PHASE II	<b>07.2014</b>	88,254	7,073	0
<b>140090</b> INCLUSIVE DEVELOPEMENT OF THE FISHERIES SECTOR IN MOROCCO	<b>05.2014</b>	27,586	14,652	0
<b>MOZAMBIQUE</b>				
<b>100082</b> PRIVATE SECTOR AND QUALITY PROMOTION PROGRAMME FOR MOZAMBIQUE - COMPETIR COM QUALIDADE	<b>02.2013</b>	4,577,324	1,310,831	1,652,118
<b>100126</b> ENABLING ACTIVITIES TO REVIEW AND UPDATE THE NATIONAL IMPLEMENTATION PLAN FOR THE STOCKHOLM CONVENTION ON PERSISTENT ORGANIC POLLUTANTS- IN MOZAMBIQUE	<b>08.2013</b>	180,000	117,436	29,750



Identification number and title	PAD issuance date	Total budget	Current year expenditure	Previous year expenditure
<b>101105</b> ENTREPRENEURSHIP DEVELOPMENT FOR THE YOUTH	<b>06.2007</b>	2,489,051	-2,911	2,481,393
<b>101135, 102012</b> PROMOTION OF YOUTH EMPLOYMENT IN MOZAMBIQUE	<b>09.2013</b>	2,033,268	360,515	1,675,171
<b>103009</b> JOINT PROGRAMME ON ENVIRONMENTAL MAINSTREAMING AND ADAPTATION TO CLIMATE CHANGE IN MOZAMBIQUE	<b>09.2013</b>	1,022,551	55,353	960,462
<b>104104</b> MAINSTREAMING RESOURCE EFFICIENCY AND CLEANER PRODUCTION (RECP) IN MOZAMBIQUE'S ACCOMMODATION SECTOR AND ITS SUPPLY CHAIN	<b>05.2010</b>	588,850	125,372	361,434
<b>105193</b> TECHNICAL ASSISTANCE FOR THE ELIMINATION OF CONTROLLED USES OF METHYL BROMIDE IN SOIL FUMIGATION	<b>05.2010</b>	40,000	8,715	53
<b>120590</b> HCFC PHASE-OUT MANAGEMENT PLAN (STAGE I, FIRST TRANCHE)	<b>11.2012</b>	75,000	6,187	1,710
<b>140114</b> COUNTRY PROGRAMME MOZAMBIQUE - SEED MONEY	<b>04.2014</b>	194,286	82,022	0
<b>MYANMAR</b>				
<b>105194</b> PREPARATION OF HCFC PHASE-OUT MANAGEMENT PLAN	<b>04.2009</b>	41,611	-657	42,268
<b>120027</b> MYANMAR: STRENGTHENING THE NATIONAL QUALITY INFRASTRUCTURE (NQI) FOR TRADE	<b>10.2013</b>	1,230,317	308,709	140,207
<b>120279</b> PROMOTION OF SUSTAINABLE PRODUCTION AND TRADE THROUGH GREENING THE TEXTILE PRODUCTS SUPPLY CHAIN IN MYANMAR AND THAILAND	<b>06.2012</b>	39,209	7,673	37,689
<b>120402</b> ENABLING ACTIVITIES TO FACILITATE EARLY ACTION ON IMPLEMENTATION OF THE STOCKHOLM CONVENTION ON PERSISTENT ORGANIC POLLUTANTS (POPS) IN MYANMAR	<b>04.2013</b>	500,000	254,617	16,276
<b>120523</b> FOSTERING PRO-POOR AND INCLUSIVE MSME DEVELOPMENT IN MYANMAR (PREPARATORY AND PILOT PHASE)	<b>05.2013</b>	387,666	298,538	74,363
<b>130042</b> IMPROVEMENT OF INDUSTRIAL ENERGY EFFICIENCY IN MYANMAR	<b>12.2014</b>	2,730,000	0	0
<b>130043</b> IMPROVEMENT OF INDUSTRIAL ENERGY EFFICIENCY IN MYANMAR	<b>06.2013</b>	100,000	61,037	8,903
<b>130321</b> ESTABLISHING BAMBOO SKILLS DEVELOPMENT FACILITY AND TECHNOLOGY DEMONSTRATION CENTRE FOR DEVELOPMENT OF SMALL-SCALE BAMBOO ENTERPRISES FOR POVERTY ALLEVIATION IN MYANMAR	<b>02.2014</b>	27,447	24,731	0

Identification number and title	PAD issuance date	Total budget	Current year expenditure	Previous year expenditure
<b>140035</b> PROMOTION OF WASTE TO ENERGY TECHNOLOGIES IN THE RICE MILLING SECTOR IN MYANMAR FOR ACCESS TO ENERGY FOR PRODUCTIVE ACTIVITIES	<b>07.2014</b>	27,373	5,923	0
<b>140175</b> UNIDO-MYANMAR COUNTRY PROGRAMME OF TECHNICAL COOPERATION 2015-2020	<b>10.2014</b>	30,345	18,125	0
<b>NAMIBIA</b>				
<b>100204</b> TRADE CAPACITY-BUILDING FOR EXPORTS IN NAMIBIA	<b>12.2012</b>	1,012,576	456,968	240,903
<b>140145</b> YOUTH ENTREPRENEURSHIP DEVELOPMENT IN NAMIBIA: ENTREPRENEURSHIP CURRICULA IN UPPER-SECONDARY SCHOOLS	<b>05.2015</b>	79,781	40,044	0
<b>NEPAL</b>				
<b>100314</b> ENABLING ACTIVITIES TO REVIEW AND UPDATE THE NATIONAL IMPLEMENTATION PLAN FOR THE STOCKHOLM CONVENTION ON PERSISTENT ORGANIC POLLUTANTS	<b>03.2013</b>	180,000	2,693	129,102
<b>104052</b> ENVIRONMENTALLY SOUND MANAGEMENT AND DISPOSAL OF PCBS	<b>01.2011</b>	908,286	36,168	784,267
<b>130204</b> PA FOR YOUTH ENTREPRENEURSHIP DEVELOPMENT THROUGH ENTREPRENEURSHIP EDUCATION FOR SENIOR SECONDARY SCHOOLS IN NEPAL	<b>10.2013</b>	27,586	21,593	0
<b>130221</b> PA - ENTERPRISE STATISTICS DEVELOPMENT IN NEPAL (PA)	<b>08.2013</b>	26,857	6,757	18,840
<b>NICARAGUA</b>				
<b>102028</b> DESARROLLO DE CAPACIDADES NACIONALES PARA MEJORAR LAS OPORTUNIDADES DE EMPLEO Y AUTOEMPLEO DE LAS PERSONAS JOVENES EN NICARAGUA	<b>08.2009</b>	379,033	-1,970	375,897
<b>106061</b> FORTALECIMIENTO DEL SISTEMA NACIONAL DE LA CALIDAD	<b>11.2010</b>	823,009	157,078	654,754
<b>120021</b> COCOA VALUE CHAIN AND ENTERPRISE NETWORK DEVELOPMENT IN NICARAGUA	<b>08.2013</b>	404,391	49,423	134,558
<b>120233</b> HCFC PHASE OUT MANAGEMENT PLAN FOR ANNEX C GROUP I SUBSTANCES FOR NICARAGUA FIRST TRANCHE	<b>08.2012</b>	96,500	9,764	78,310
<b>120328</b> ENABLING ACTIVITIES TO REVIEW AND UPDATE THE NATIONAL IMPLEMENTATION PLAN UNDER THE STOCKHOLM CONVENTION ON PERSISTENT ORGANIC POLLUTANTS (POPS) - IN NICARAGUA	<b>11.2013</b>	185,000	161,942	0

Identification number and title	PAD issuance date	Total budget	Current year expenditure	Previous year expenditure
<b>NIGER</b>				
<b>120508</b> HCFC PHASE-OUT MANAGEMENT PLAN (STAGE I, FIRST TRANCHE)	<b>01.2014</b>	205,000	60,096	26,794
<b>130169</b> ENABLING ACTIVITIES TO REVIEW AND UPDATE THE NATIONAL IMPLEMENTATION PLAN FOR THE STOCKHOLM CONVENTION ON PERSISTENT ORGANIC POLLUTANTS	<b>01.2014</b>	190,000	153,260	0
<b>140027</b> COUNTRY PROGRAMME NIGER	<b>03.2014</b>	185,961	95,290	0
<b>NIGERIA</b>				
<b>090034</b> COUNTRY PROGRAMME NIGERIA 2009-2012; COMPONENT C1.4-INDUSTRIAL ENERGY EFFICIENCY	<b>05.2009</b>	165,489	0	161,877
<b>100260</b> MINI-GRID BASED ON RENEWABLE ENERGY (BIOMASS) SOURCES TO AUGMENT RURAL ELECTRIFICATION	<b>03.2012</b>	2,663,861	160,712	549,771
<b>101066</b> THE COUNTRY SERVICE FRAMEWORK OF NIGERIA (PHASE II): NIGERIAN TEXTILE CLUSTER DEVELOPMENT	<b>05.2009</b>	452,846	-771	375,496
<b>101069</b> ASSISTANCE TO THE LEATHER CLUSTER KANO	<b>05.2009</b>	138,058	-2,571	141,843
<b>101170</b> SUPPORTING INTEGRATED AND COMPREHENSIVE APPROACHES TO CLIMATE CHANGE ADAPTATION IN AFRICA - AGRICULTURAL ENGINEERING SUB-COMPONENT	<b>12.2010</b>	454,545	-9,776	420,060
<b>101210</b> YOUTH ENTREPRENEURSHIP DEVELOPMENT AND IT CAPACITY BUILDING IN NIGERIA	<b>03.2012</b>	102,686	-7,100	75,653
<b>102051</b> SPX NIGERIA - ASSISTANCE IN ESTABLISHING AN INDUSTRIAL SUBCONTRACTING AND PARTNERSHIP EXCHANGE IN NIGERIA	<b>08.2008</b>	145,411	7,854	133,173
<b>102052</b> INDUSTRIAL INFORMATION SYSTEM AND COMPUTER REFURBISHMENT	<b>05.2009</b>	280,000	9,739	238,949
<b>103138</b> TA IN PROMOTING LOCALLY AVAILABLE RE RESOURCES FOR PRODUCTIVE USE	<b>06.2008</b>	223,163	9,806	174,798
<b>105200</b> TERMINAL ODS PHASE-OUT UMBRELLA PROJECT IN THE SOLVENT SECTOR (FOURTH TRANCHE)	<b>09.2007</b>	303,200	-4,500	302,223
<b>105363, 120492, 140185</b> HCFC PHASE-OUT MANAGEMENT PLAN (STAGE I, FIRST TRANCHE)	<b>01.2011</b>	1,895,172	653,733	1,037,271
<b>106097</b> DEVELOPMENT OF THE NATIONAL QUALITY IMPROVEMENT PROGRAMME (NQI) FOR NIGERIA	<b>05.2012</b>	143,257	-3,086	112,671
<b>107024</b> COUNTRY PROGRAMME FOR NIGERIA, 2009-2012	<b>05.2009</b>	878,814	15,519	856,347

Identification number and title	PAD issuance date	Total budget	Current year expenditure	Previous year expenditure
<b>120043</b> YOUTH EMPLOYMENT AND ENTREPRENEURSHIP FORUM - JOB FAIR	<b>05.2009</b>	165,202	144	160,163
<b>120334</b> SCALING UP SMALL HYDRO POWER (SHP) IN NIGERIA	<b>07.2013</b>	50,000	23,488	23,331
<b>120374</b> ENABLING ACTIVITIES TO REVIEW AND UPDATE THE NATIONAL IMPLEMENTATION PLAN FOR THE STOCKHOLM CONVENTION ON PERSISTENT ORGANIC POLLUTANTS	<b>03.2013</b>	225,000	33,727	176,139
<b>120537</b> PILOT DEMONSTRATION PROJECT ON ODS WASTE MANAGEMENT AND DISPOSAL	<b>11.2012</b>	911,724	142,423	51,832
<b>120552</b> REVISED COUNTRY PROGRAMME OF COOPERATION BETWEEN UNIDO AND THE FEDERAL REPUBLIC OF NIGERIA	<b>09.2013</b>	3,287,801	356,125	14,980
<b>120624</b> SUPPORTING NIGERIA'S STAPLE CROP PROCESSING ZONES (SCPZS)	<b>04.2014</b>	1,269,300	87,328	743,027
<b>130002</b> FOOTWEAR AND LEATHER PRODUCTS FACILITY CENTRE: STIMULATING EMPLOYMENT CREATION AND RURAL ECONOMIC GROWTH IN DELTA STATE	<b>05.2013</b>	725,664	226,911	348,284
<b>130220</b> NATIONAL QUALITY INFRASTRUCTURE (NQI) OF NIGERIA	<b>08.2013</b>	3,194,735	1,570,557	146,044
<b>130317</b> MINAMATA CONVENTION INITIAL ASSESSMENT IN THE FEDERAL REPUBLIC OF NIGERIA	<b>07.2014</b>	1,000,000	100,000	0
<b>140012</b> INDUSTRIAL SKILLS GAP ASSESSMENT IN NIGERIA	<b>09.2014</b>	761,062	199,360	0
<b>140070</b> CAPACITY STRENGTHENING FOR SUSTAINABLE INDUSTRIAL DEVELOPMENT IN NIGERIA	<b>06.2014</b>	1,615,763	85,065	0
<b>OMAN</b>				
<b>105422</b> EXTENSION OF THE INSTITUTIONAL STRENGTHENING PROJECT IN OMANTO IMPLEMENT MONTREAL PROTOCOL AGREEMENT -PHASE IV AND PHASE V	<b>02.2014</b>	136,934	68,334	68,225
<b>105423</b> HCFC PHASE-OUT MANAGEMENT PLAN (STAGE I, FIRST TRANCHE)	<b>04.2012</b>	314,120	84,669	214,945
<b>120282</b> ENHANCEMENT OF THE INSTITUTIONAL CAPACITY OF THE GOVERNMENT OF OMAN FOR INDUSTRIAL DEVELOPMENT THROUGH IMPROVEMENT OF THE STATISTICAL INFRASTRUCTURE	<b>05.2013</b>	157,779	64,555	38,177
<b>PAKISTAN</b>				
<b>100044</b> SUSTAINABLE ENERGY INITIATIVE FOR INDUSTRIES IN PAKISTAN	<b>03.2012</b>	70,000	22,331	47,803

Identification number and title	PAD issuance date	Total budget	Current year expenditure	Previous year expenditure
<b>100045</b> SUSTAINABLE ENERGY INITIATIVE FOR INDUSTRIES IN PAKISTAN	<b>05.2014</b>	3,550,000	38,200	0
<b>100333</b> PROMOTING SUSTAINABLE ENERGY PRODUCTION AND USE FROM BIOMASS IN PAKISTAN	<b>05.2012</b>	1,863,725	640,666	182,446
<b>101025</b> JOINT UN PROGRAMME: TOWARDS GENDER PARITY IN PAKISTAN - UNIDO'S ASSISTANCE TOWARDS ECONOMIC EMPOWERMENT THROUGH DEVELOPING WOMEN ENTREPRENEURSHIP AND FOSTERING AN ENABLING ENVIRONMENT	<b>09.2010</b>	1,037,882	-38,954	987,564
<b>101026</b> ASSISTANCE TO THE LEATHER INDUSTRY - UPGRADING OF TRAINING INSTITUTIONS	<b>04.2010</b>	340,120	-1,716	295,140
<b>101027</b> ONE UN PAKISTAN ARP-JPC2 DECENT EMPLOYMENT AND POVERTY ALLEVIATION	<b>04.2010</b>	373,831	-18,599	368,724
<b>101030</b> ONE UN PROGRAMME FOR PAKISTAN - SUPPORT FOR THE WOOL INDUSTRY IN BALOCHISTAN PROVINCE, PAKISTAN	<b>10.2010</b>	231,308	-6,966	230,029
<b>102090</b> JOINT UNIDO-SMEDA-ITALIA PROGRAMME TO ESTABLISH AN INVESTMENT PROMOTION (IPU) IN LAHORE WITH EMPHASIS ON ITALIAN INVESTMENT IN PAKISTAN	<b>05.2007</b>	897,004	295,489	515,517
<b>104146</b> ONE UN JOINT PROGRAMME ON ENVIRONMENT FOR PAKISTAN - LIMED FLESHING TREATMENT	<b>04.2013</b>	825,354	15,259	777,234
<b>105212</b> PREPARATION OF HCFC PHASE-OUT INVESTMENT ACTIVITIES (REFRIGERATION AND AIR-CONDITIONING MANUFACTURING SECTORS)	<b>01.2010</b>	114,926	-1,700	116,626
<b>105213</b> PHASE-OUT OF HCFC-141B FROM THE MANUFACTURING OF INSULATION PU RIGID FOAM	<b>05.2010</b>	4,840,849	64,693	4,737,346
<b>105215</b> HCFC PHASE-OUT MANAGEMENT PLAN (STAGE I, FIRST TRANCHE)	<b>12.2010</b>	168,000	53,753	84,194
<b>106005</b> PAKISTAN - TRADE RELATED TECHNICAL ASSISTANCE (TRTA II) PROGRAMME	<b>12.2009</b>	12,736,796	1,860,598	10,078,343
<b>130063</b> GEF UNIDO CLEANTECH PROGRAMME FOR SMES IN PAKISTAN	<b>11.2013</b>	1,369,863	203,392	0
<b>130122</b> INDEPENDENT UNIDO COUNTRY EVALUATION PAKISTAN	<b>04.2013</b>	67,255	14,343	43,960
<b>130298</b> MAINSTREAMING CLIMATE CHANGE ADAPTATION THROUGH WATER RESOURCE MANAGEMENT IN LEATHER INDUSTRIAL ZONE DEVELOPMENT	<b>04.2014</b>	90,000	50,857	0
<b>140178</b> PREPARATION FOR HCFC PHASE-OUT INVESTMENT ACTIVITIES (STAGEII) (FOAM SECTOR)	<b>08.2014</b>	152,000	0	0

Identification number and title	PAD issuance date	Total budget	Current year expenditure	Previous year expenditure
<b>PANAMA</b>				
<b>102029</b> RED DE OPORTUNIDADES EMPRESARIALES PARA FAMILIAS POBRES	<b>03.2010</b>	1,346,933	-23,303	1,353,348
<b>PARAGUAY</b>				
<b>130148</b> DEHYDRATING FRUITS, VEGETABLES & HERBS IN ISOLATED AREAS OF PARAGUAY	<b>03.2014</b>	21,115	20,566	0
<b>PERU</b>				
<b>102030</b> INDUSTRIAS CREATIVAS INCLUSIVAS: UNA HERRAMIENTA INNOVADORAPARA EL ALIVIO DE LA POBREZA EN EL PERÚ	<b>01.2010</b>	627,000	-17,345	640,072
<b>104012</b> STRENGTHENING OF THE INSTITUTIONAL, REGULATORY AND TECHNICALFRAMEWORK FOR CHEMICALS MANAGEMENT IN PERU. PROJECT "SAFE CHEMICALS"	<b>08.2009</b>	230,559	0	221,142
<b>104054</b> ENVIRONMENTALLY SOUND MANAGEMENT AND DISPOSAL OF POLYCHLORINATED BIPHENYLS (PCBS)	<b>01.2010</b>	2,612,955	177,452	1,056,887
<b>105216</b> TERMINAL PHASE-OUT MANAGEMENT PLAN FOR ANNEX A GROUP I SUBSTANCES (FIRST TRANCHE)	<b>08.2011</b>	183,500	9,709	172,866
<b>120329</b> ENABLING ACTIVITIES TO REVIEW AND UPDATE THE NATIONAL IMPLEMENTATION PLAN UNDER THE STOCKHOLM CONVENTION ON PERSISTENT ORGANIC POLLUTANTS (POPS) - IN PERU	<b>09.2013</b>	225,000	4,396	0
<b>130132</b> CONFERENCE OF LATIN AMERICA AND THE CARIBBEAN MINISTERS OF INDUSTRY	<b>08.2013</b>	203,436	101,932	87,558
<b>PHILIPPINES</b>				
<b>100297</b> ENABLING ACTIVITIES TO REVIEW AND UPDATE THE NATIONAL IMPLEMENTATION PLAN FOR THE STOCKHOLM CONVENTION ON PERSISTENT ORGANIC POLLUTANTS IN PHILIPPINES	<b>07.2012</b>	225,000	18,198	206,354
<b>103049</b> INDUSTRIAL ENERGY EFFICIENCY	<b>06.2011</b>	3,241,678	601,704	1,154,491
<b>104149</b> GLOBAL PROGRAMME TO DEMONSTRATE THE VIABILITY AND REMOVAL OF BARRIERS THAT IMPEDE ADOPTION AND SUCCESSFUL IMPLEMENTATION OF AVAILABLE, NON- COMBUSTION TECHNOLOGIES FOR DESTROYING PERSISTENT ORGANIC POLLUTANTS (POPS)	<b>12.2007</b>	4,108,500	59,744	4,019,432
<b>105218</b> SECTOR PLAN TO PHASE OUT HCFC-141B IN THE FOAM SECTOR	<b>02.2011</b>	2,088,000	40,995	1,877,728

Identification number and title	PAD issuance date	Total budget	Current year expenditure	Previous year expenditure
<b>107015</b> DEMONSTRATION OF BAT AND BEP IN FOSSIL FUEL-FIRED UTILITIES AND INDUSTRIAL BOILERS IN RESPONSE TO THE STOCKHOLM CONVENTION ON PERSISTENT ORGANIC POLLUTANTS (POPS)	<b>04.2011</b>	20,000	0	17,353
<b>120016</b> IMPROVE THE HEALTH AND ENVIRONMENT OF ARTISANAL GOLD MINING COMMUNITIES IN THE PHILIPPINES BY REDUCING MERCURY EMISSIONS	<b>03.2013</b>	550,000	9,595	504,757
<b>140083</b> LIVELIHOOD SUPPORT FOR THE VULNERABLE GROUPS IN THE AFFECTED AREAS OF TYPHOON HAIYAN OF THE PHILIPPINES THROUGH RURAL AGRO-VALUE CHAIN DEVELOPMENT	<b>05.2014</b>	27,586	26,260	0
<b>QATAR</b>				
<b>105223</b> TERMINAL PHASE-OUT MANAGEMENT PLAN (FIRST TRANCHE)	<b>12.2007</b>	311,604	-884	312,323
<b>105225</b> PREPARATION OF A HCFC PHASE-OUT MANAGEMENT PLAN	<b>08.2008</b>	53,955	0	53,955
<b>105424</b> HCFC PHASE OUT MANAGEMENT PLAN (STAGE 1, FIRST TRANCHE)	<b>12.2011</b>	1,045,907	957,245	25,759
<b>REPUBLIC OF MOLDOVA</b>				
<b>103043</b> REDUCING GREENHOUSE GAS EMISSIONS THROUGH IMPROVED ENERGY EFFICIENCY IN THE INDUSTRIAL SECTOR IN MOLDOVA	<b>08.2010</b>	985,074	60,742	695,671
<b>104143</b> NATIONAL CLEANER PRODUCTION PROGRAMME - REPUBLIC OF MOLDOVA	<b>09.2011</b>	576,778	114,182	291,189
<b>130272</b> STRENGTHENING THE INVESTMENT PROMOTION CAPABILITES OF MIEPO (IPA) AND SUPPORTING INVESTMENT PROMOTION OF INDUSTRIAL PARKS	<b>11.2013</b>	27,488	22,543	2,510
<b>RUSSIAN FEDERATION</b>				
<b>100352</b> PHASE-OUT OF CFC CONSUMPTION IN THE MANUFACTURE OF AEROSOL METERED DOSE INHALERS (MDIS) IN THE RUSSIAN FEDERATION	<b>07.2012</b>	2,550,000	2,271,981	269,531
<b>103056</b> MARKET TRANSFORMATION PROGRAMME ON ENERGY EFFICIENCY IN GREEHOUSE GAS-INTENSIVE INDUSTRIES IN THE RUSSIAN FEDERATION	<b>10.2010</b>	8,219,369	1,794,237	3,681,186

Identification number and title	PAD issuance date	Total budget	Current year expenditure	Previous year expenditure
<b>104121</b> BAT/BEP FOR ENVIRONMENTALLY SAFE DISPOSAL OF POTENTIALLY HAZARDOUS CONSUMER PRODUCTS AND INDUSTRIAL WASTES	<b>06.2010</b>	1,574,787	225,560	1,313,811
<b>104122</b> IDENTIFICATION, EVALUATION AND PRIORITIZATION OF POLLUTION "HOT-SPOTS" IN THE BASINS OF TRANSBORDER RESERVOIRS	<b>06.2010</b>	1,628,584	211,245	1,311,574
<b>105324, 105386</b> PHASE OUT OF HCFCs AND PROMOTION OF HFC-FREE ENERGY EFFICIENT REFRIGERATION AND AIR- CONDITIONING SYSTEMS IN THE RUSSIAN FEDERATION THROUGH TECHNOLOGY TRANSFER	<b>01.2011</b>	18,322,005	7,139,525	6,140,857
<b>120342</b> ENVIRONMENTALLY SOUND MANAGEMENT AND FINAL DISPOSAL OF PCBs AT THE RUSSIAN RAILROAD NETWORK AND OTHER PCB OWNERS	<b>05.2011</b>	220,000	56,887	163,617
<b>120535</b> FACILITATING INTERNATIONAL MARKET ACCESS FOR MANUFACTURING SUPPLIERS IN THE AUTOMOTIVE COMPONENT INDUSTRY IN SAMARA REGION OF RUSSIA	<b>10.2013</b>	144,978	89,793	10,904
<b>130070</b> COUNTRY EVALUATION RUSSIAN FEDERATION	<b>03.2013</b>	67,067	5,537	47,138
<b>130201</b> PPG FOR SAP ITEM 120230 SAVE THE SOURCE	<b>08.2013</b>	90,000	33,968	53,658
<b>130274</b> PPG FOR SAP ITEM 120348 TEST TATARSTAN	<b>11.2013</b>	262,500	155,002	923
<b>140019</b> ENVIRONMENTALLY SOUND MANAGEMENT AND FINAL DISPOSAL OF PCBs AT THE RUSSIAN RAILROADS NETWORK AND OTHER PCB OWNERS	<b>02.2014</b>	7,400,000	447,593	0
<b>RWANDA</b>				
<b>101037</b> ONE UN PROGRAMME FOR RWANDA - CAPACITY BUILDING THROUGH TECHNICAL ASSISTANCE FOR MINEDUC TO DESIGN AND IMPLEMENT ENTREPRENEURSHIP IN SECONDARY SCHOOLS	<b>06.2008</b>	320,407	4,593	315,593
<b>101038</b> ONE UN PROGRAMME FOR RWANDA - CAPACITY BUILDING IN FOOD PROCESSING FOR SMALL PRODUCERS AND MSMES MAINLY THROUGH TECHNICAL ASSISTANCE PROGRAMS, COMPONENT 3.3.1	<b>06.2008</b>	332,937	0	331,312
<b>101039</b> CAPACITY BUILDING THROUGH TECHNICAL ASSISTANCE PROGRAMS FOR MAINLY ARTISANS IN LEATHER PRODUCTS DEVELOPMENT	<b>06.2008</b>	417,451	1,664	415,268
<b>101040</b> ONE UN PROGRAMME FOR RWANDA - CAPACITY BUILDING FOR THE PSF AND MSMES ASSOCIATIONS MAINLY THROUGH TECHNICAL ASSISTANCE PROGRAMS	<b>06.2008</b>	288,464	4,489	283,314
<b>102013</b> ONE UN PROGRAMME FOR RWANDA - CAPACITY BUILDING FOR MINICOM AND KEY STAKEHOLDERS ON INDUSTRIAL POLICY IMPLEMENTATION, COMP 1.6.1	<b>06.2008</b>	368,026	3,288	363,132



Identification number and title	PAD issuance date	Total budget	Current year expenditure	Previous year expenditure
<b>103003</b> ONE UN PROGRAMME FOR RWANDA - CAPACITY BUILDING THROUGH TECHNICAL ASSISTANCE FOR MINIFRA TO IMPLEMENT POLICIES ON RURAL ENERGY FOR PRODUCTIVE USE, COMPONENT 3.1.1	<b>06.2008</b>	85,389	0	84,821
<b>104013</b> ONE UN PROGRAMME FOR RWANDA - CAPACITY BUILDING MAINLY THROUGH TECHNICAL ASSISTANCE FOR ENTERPRISES TO IMPLEMENT CLEANER PRODUCTION PROCESSES AND FOR REMA IN MONITORING THE IMPLEMENTATION OF CLEANER PRODUCTION	<b>06.2008</b>	975,962	81,083	875,265
<b>105236</b> HCFC PHASE-OUT MANAGEMENT PLAN (STAGE I, FIRST TRANCHE)	<b>09.2011</b>	55,000	23,500	28,121
<b>106010</b> ONE UN PROGRAMME FOR RWANDA - FOOD SAFETY/QUALITY COMPONENT	<b>06.2008</b>	140,261	223	111,790
<b>120627</b> ENABLING ACTIVITIES TO REVIEW AND UPDATE THE NATIONAL IMPLEMENTATION PLAN (NIP) FOR THE STOCKHOLM CONVENTION FOR THE PERSISTENT ORGANIC POLLUTANTS	<b>05.2013</b>	180,000	24,265	148,339
<b>130226</b> ONE UN PROGRAMME FOR RWANDA - CAPACITY BUILDING THROUGH TECHNICAL ASSISTANCE PROGRAMS FOR MAINLY ARTISANS IN LEATHER PRODUCTS DEVELOPMENT, COMPONENT 4.1.10	<b>07.2008</b>	27,875	89	23,365
<b>140076</b> PROJECT TO A COUNTRY PROGRAMMING MISSION TO RWANDA FOR THE DEVELOPMENT OF A COUNTRY PROGRAMME	<b>12.2014</b>	27,586	17,971	0
<b>SAINT LUCIA</b>				
<b>105257</b> HCFC PHASE-OUT MANAGEMENT PLAN (STAGE I, FIRST TRANCHE)	<b>12.2012</b>	99,850	5,715	84,521
<b>SAINT VINCENT AND THE GRENADINES</b>				
<b>105259</b> HCFC PHASE-OUT MANAGEMENT PLAN (FIRST TRANCHE)	<b>08.2011</b>	124,115	16,449	105,559
<b>SAO TOME AND PRINCIPE</b>				
<b>120082</b> ENABLING ACTIVITIES TO REVIEW AND UPDATE THE NATIONAL IMPLEMENTATION PLAN UNDER THE STOCKHOLM CONVENTION ON PERSISTENT ORGANIC POLLUTANTS (POPS) - IN SAO TOME	<b>02.2013</b>	170,000	2,979	119,000

Identification number and title	PAD issuance date	Total budget	Current year expenditure	Previous year expenditure
<b>SAUDI ARABIA</b>				
<b>105244</b> PHASE-OUT OF HCFC-22 AND HCFC-142B FROM THE MANUFACTURE OF EXTRUDED POLYSTYRENE PANEL AT LINE 2 IN ARABIAN CHEMICAL COMPANY	<b>01.2011</b>	725,323	85,200	339,396
<b>105246</b> PHASE-OUT OF HCFC-22 AND HCFC-142B FROM THE MANUFACTURE OF EXTRUDED POLYSTYRENE PANEL AT AL- WATANIA PLASTICS	<b>05.2011</b>	1,234,984	972,025	10,703
<b>120630</b> HCFC PHASE-OUT MANAGEMENT PLAN (STAGE I, FIRST TRANCHE; POLYURETHANE FOAM SECTOR PLAN AND REFRIGERATION SERVICING)	<b>12.2012</b>	5,133,274	252,203	1,683,954
<b>SENEGAL</b>				
<b>100079</b> PROGRAMME D'OPÉRATIONNALISATION DE LA STRATÉGIE DE CROISSANCE ACCÉLÉRÉE: PROJET POUR LE DÉVELOPPEMENT DES CLUSTERS LOCAUX	<b>03.2014</b>	159,232	20,628	64,049
<b>100103</b> ENVIRONMENTALLY SOUND MANAGEMENT OF MUNICIPAL AND HAZARDOUS SOLID WASTE TO REDUCE EMISSION OF UNINTENTIONAL POPS - PREPARATORY ASSISTANCE	<b>04.2013</b>	130,000	31,445	91,199
<b>100272</b> PROGRAMME DE MISE A NIVEAU DES ENTREPRISES DU SENEGAL - PHASE II: MISE A NIVEAU ENVIRONNEMENTALE ET ENERGETIQUE DES ENTREPRISES	<b>12.2011</b>	592,074	255,790	293,812
<b>102031</b> PROMOUVOIR LES INITIATIVES ET LES INDUSTRIES CULTURELLES AU SENEGAL, DANS LES REGIONS DU PAYS BASSARI ET DU SINE SALOUM	<b>10.2008</b>	989,980	-9,133	970,594
<b>104023</b> VALUATION OF FOREST ECO SYSTEMS IN SENEGAL	<b>08.2009</b>	186,216	-647	184,226
<b>105385</b> TERMINAL-PHASE OUT MANAGEMENT PLAN FOR CFCS (FIRST TRANCHE)	<b>02.2008</b>	355,000	0	351,957
<b>105415</b> HCFC PHASE-OUT MANAGEMENT PLAN (STAGE I, FIRST TRANCHE)	<b>12.2011</b>	200,000	3,065	103,108
<b>120103</b> DÉVELOPPEMENT DES SYSTÈMES PRODUCTIFS LOCAUX INSERTION DESSORTANTS DE LA FORMATION PROFESSIONNELLE ET TECHNIQUE DANS LES RÉGIONS NORD ET CENTRE DU SÉNÉGAL (IDEA)	<b>08.2013</b>	533,545	249,658	61,547
<b>120489</b> PROMOTION DU DEVELOPEMENT ECONOMIQUE LOCAL DANS LA REGION DE LOUGA (IDEA)	<b>09.2013</b>	355,605	172,195	25,250
<b>130154</b> ENABLING ACTIVITIES TO REVIEW AND UPDATE THE NATIONAL IMPLEMENTATION PLAN FOR THE STOCKHOLM CONVENTION ON PERSISTENT ORGANIC POLLUTANTS	<b>09.2013</b>	170,000	9,215	124,000

Identification number and title	PAD issuance date	Total budget	Current year expenditure	Previous year expenditure
<b>140100</b> CADRE DE COOPÉRATION TECHNIQUE ENTRE L'ONUDI ET LE SÉNÉGAL	<b>09.2014</b>	96,552	17,276	0
<b>140215</b> PLANNING AND DESIGN OF DAKAR INDUSTRIAL PARK IN DIAMNIADIO	<b>10.2014</b>	32,566	18,895	0
<b>SERBIA</b>				
<b>100306</b> ENVIRONMENTALLY SOUND MANAGEMENT OF PCBS AND OBSOLETE PESTICIDES - PREPARATORY ASSISTANCE	<b>03.2013</b>	75,000	67,786	0
<b>100312</b> ENABLING ACTIVITIES TO REVIEW AND UPDATE THE NATIONAL IMPLEMENTATION PLAN FOR THE STOCKHOLM CONVENTION ON PERSISTENT ORGANIC POLLUTANTS	<b>08.2012</b>	179,476	110,788	623
<b>104144</b> PROMOTING THE ADAPTATION AND ADOPTION OF RECP (RESOURCE EFFICIENT AND CLEANER PRODUCTION) IN SERBIA THROUGH THE CLEANER PRODUCTION CENTRE (CPC) - PHASE II	<b>09.2011</b>	470,949	124,022	276,753
<b>105302</b> NATIONAL CFC PHASE-OUT PLAN	<b>12.2005</b>	622,977	-7,965	630,943
<b>105371</b> EXTENSION OF INSTITUTIONAL STRENGTHENING PROJECT (PHASE III)	<b>01.2010</b>	131,300	-412	120,474
<b>105373</b> HCFC PHASE-OUT MANAGEMENT PLAN (STAGE I, FIRST TRANCHE, SECOND TRANCHE AND VERIFICATION REPORT FOR STAGE I	<b>01.2014</b>	834,260	172,862	168,462
<b>105427</b> EXTENSION OF THE INSTITUTIONAL STRENGTHENING - PHASE IV	<b>01.2014</b>	262,600	54,809	45,410
<b>SEYCHELLES</b>				
<b>120078</b> ENABLING ACTIVITIES TO REVIEW AND UPDATE THE NATIONAL IMPLEMENTATION PLAN FOR THE STOCKHOLM CONVENTION ON PERSISTENT ORGANIC POLLUTANTS (POPS) - IN SEYCHELLES	<b>04.2013</b>	140,000	16,827	110,000
<b>SIERRA LEONE</b>				
<b>090005</b> UNDP/UNIDO JOINT PRIVATE SECTOR DEVELOPMENT PROGRAMME	<b>03.2009</b>	490,000	-3,529	65,132
<b>100328</b> PROMOTING MINI GRIDS BASED ON SMALL HYDRO POWER FOR PRODUCTIVE USES IN SIERRA LEONE	<b>08.2012</b>	1,799,719	413,662	436,039
<b>101108</b> REHABILITATION OF TRAINING-CUM-PRODUCTION CENTRES IN VULNERABLE COMMUNITIES OF KOINDU, KPANDEBU AND PUJEHUN IN SIERRA LEONE	<b>03.2011</b>	1,170,242	-31,014	1,201,305

Identification number and title	PAD issuance date	Total budget	Current year expenditure	Previous year expenditure
<b>101139</b> SEED MONEY FOR IP SIERRA LEONE - POVERTY REDUCTION COMPONENT	<b>10.2004</b>	82,283	-3,012	81,876
<b>101141</b> TECHNICAL CAPACITY BUILDING IN FISHING AND SEAFOOD PROCESSING TECHNOLOGY IN SIERRA LEONE	<b>08.2013</b>	1,869,529	206,721	1,579,671
<b>102094</b> POVERTY ERADICATION THROUGH ENTERPRISE DEVELOPMENT - SIERRA LEONE	<b>09.2007</b>	189,380	17,141	161,766
<b>103125</b> REHABILITATION OF TRAINING-CUM-PRODUCTION CENTRES IN VULNERABLE COMMUNITIES OF KOINDU, KPANDEBU AND PUJHUN IN SIERRA LEONE (ENERGY COMPONENT)	<b>03.2011</b>	596,101	-17,851	613,990
<b>103153</b> DEMONSTRATING BIOMASS GASIFIER TECHNOLOGY FOR PRODUCTIVE USES IN RURAL SIERRA LEONE - PREPARATORY ASSISTANCE	<b>03.2012</b>	235	-9,505	60,925
<b>105416</b> HCFC PHASE-OUT MANAGEMENT PLAN (STAGE I, FIRST TRANCHE)	<b>12.2011</b>	50,000	0	47,620
<b>106050</b> QUALITY AND COMPLIANCE INFRASTRUCTURE DEVELOPMENT	<b>04.2011</b>	233,290	23,339	201,632
<b>106089</b> QUALITY POLICY AND COMPLIANCE INFRASTRUCTURE DEVELOPMENT	<b>11.2011</b>	237,704	47,023	179,004
<b>120198</b> COMMUNITY RESILIENCE THROUGH ENTREPRENEURSHIP AND SKILLS TRAINING (CREST)	<b>03.2012</b>	707,965	-23,441	711,151
<b>120451</b> QUALITY AND COMPLIANCE INFRASTRUCTURE DEVELOPMENT IN SIERRA LEONE	<b>08.2012</b>	215,745	1,118	216,000
<b>130047</b> SUPPORT TO GENDER AND WOMEN'S ISSUES IN SIERRA LEONE	<b>03.2013</b>	34,899	-13,587	34,016
<b>130086</b> PA-SUPPORT TO AGENDA FOR PROSPERITY IN SIERRA LEONE - FORMULATION OF COUNTRY PROGRAMME	<b>04.2013</b>	42,381	8,270	30,990
<b>140022</b> SIERRA LEONE COUNTRY PROGRAMME - SEED MONEY IMPLEMENTATION	<b>02.2014</b>	206,897	72,731	0
<b>140131</b> COUNTRY EVALUATION SIERRA LEONE	<b>06.2014</b>	55,172	32,468	0
<b>SOMALIA</b>				
<b>101109</b> INTEGRATION AND PROGRESS THROUGH SKILLS AND EMPLOYMENT FOR DISPLACED GROUPS IN SOMALILAND	<b>02.2011</b>	1,061,947	-32,414	1,042,931
<b>105370, 120516</b> PREPARATION OF A HCFC PHASE-OUT MANAGEMENT PLAN	<b>06.2010</b>	254,834	64,451	120,989
<b>120154</b> ECONOMIC REVITALIZATION PROJECT FOR SOMALILAND	<b>04.2012</b>	1,327,434	-14,345	1,299,979

Identification number and title	PAD issuance date	Total budget	Current year expenditure	Previous year expenditure
<b>140008</b> COMMUNITY STABILIZATION AND RECONCILIATION THROUGH LIVELIHOODS RECOVERY IN POST-CRISIS AREAS OF SOUTHERN SOMALIA (CSR)	<b>03.2014</b>	884,956	586,224	0
<b>SOUTH AFRICA</b>				
<b>100086</b> SUPPORT TO SOUTH AFRICA ON THE LOCAL PRODUCTION OF AN HIV/AIDS VACCINE AND ACTIVE PHARMACEUTICAL INGREDIENTS (API)	<b>02.2012</b>	683,845	275,374	37,627
<b>102039</b> AUTOMOTIVE COMPONENT SUPPLIER DEVELOPMENT PROGRAM	<b>06.2009</b>	2,509,200	110,613	2,444,449
<b>102071</b> INFRASTRUCTURE SUPPLIER BENCHMARKING PROGRAMME FOR SOUTH AFRICA	<b>02.2008</b>	1,217,967	-15,484	1,196,676
<b>102073</b> SUPPLIER BENCHMARKING AND MATCH-MAKING PROGRAMME IN SOUTH AFRICA	<b>10.2010</b>	1,543,842	-71,191	1,647,181
<b>103060</b> GREENING THE COP 17 IN DURBAN	<b>07.2011</b>	1,000,000	-8,981	990,244
<b>103097</b> INDUSTRIAL ENERGY EFFICIENCY IMPROVEMENT IN SOUTH AFRICA	<b>04.2011</b>	6,646,176	1,242,094	4,836,381
<b>105368, 105369, 120591</b> PREPARATION OF A HCFC PHASE-OUT MANAGEMENT PLAN	<b>08.2008</b>	4,897,786	2,272,817	786,884
<b>120116</b> ENHANCING MARKET ACCESS OF EMERGING AGRI-BUSINESS IN SOUTH AFRICA: BUILDING A FRAMEWORK FOR PRO-POOR SUPPLY CHAIN DEVELOPMENT WITHIN A CLUSTER CONTEXT - PREPARATORY ASSISTANCE	<b>12.2012</b>	41,316	3,429	36,504
<b>120272</b> IEA/WORLD BANK ROUNDTABLE ON INDUSTRIAL POLICY IN AFRICA	<b>06.2012</b>	51,911	544	52,867
<b>120407</b> ASSESSMENT OF INDUSTRIAL POLICY	<b>04.2013</b>	348,411	123,157	96,865
<b>120618</b> ASSOCIATE EXPERT (JPO) JOANNE BRUECHER	<b>01.2013</b>	253,593	46,396	170,294
<b>130040</b> PA - NATIONAL BIOMANUFACTURING INITIATIVE	<b>05.2013</b>	19,027	6,656	11,537
<b>130129</b> GEF UNIDO CLEATECH PROGRAMME FOR SMES IN SOUTH AFRICA	<b>11.2013</b>	1,990,000	293,618	90,195
<b>130273</b> INDUSTRIAL ENERGY EFFICIENCY IMPROVEMENT IN SOUTH AFRICA THROUGH MAINSTREAMING THE INTRODUCTION OF ENERGY MANAGEMENT SYSTEM	<b>11.2013</b>	50,000	48,713	0
<b>130282</b> ENERGY EFFICIENT LOW-CARBON TRANSPORT IN SOUTH AFRICA	<b>06.2014</b>	65,000	5,673	0
<b>130313</b> INDUSTRIAL ORGANIC WASTE-TO-ENERGY	<b>05.2014</b>	90,000	27,847	0

Identification number and title	PAD issuance date	Total budget	Current year expenditure	Previous year expenditure
<b>SOUTH SUDAN</b>				
<b>101115</b> SUSTAINABLE FOOD SECURITY THROUGH COMMUNITY-BASED LIVELIHOOD DEVELOPMENT AND WATER HARVESTING	<b>08.2011</b>	2,803,709	397,924	2,368,073
<b>120294</b> PA - DEVELOPING THE NATIONAL QUALITY SYSTEM FOR SOUTH SUDAN	<b>01.2014</b>	177,959	5,767	36,966
<b>120427</b> SKILLS AND EMPLOYMENT FOR PEACE	<b>10.2013</b>	839,000	249,193	1,259
<b>120447</b> UPGRADING THE FISHERY SECTOR IN UPPER NILE STATE, SOUTH SUDAN	<b>05.2014</b>	1,742,996	433,528	0
<b>130206</b> PA FUNDS FOR RTCS IN SOUTH SUDAN	<b>09.2013</b>	45,759	44,743	0
<b>SRI LANKA</b>				
<b>100043</b> BAMBOO PROCESSING FOR SRI LANKA	<b>06.2012</b>	2,392,202	604,815	317,069
<b>100208</b> ENHANCING THE COMPLIANCE AND PRODUCTIVE CAPACITIES AND COMPETITIVENESS OF THE CINNAMON VALUE CHAIN IN SRI LANKA	<b>08.2012</b>	527,199	157,917	249,542
<b>103126</b> ESTABLISHING SUSTAINABLE, ECONOMICAL AND SECURE LOCAL RESOURCE BASED RENEWABLE ENERGY BACKED COMMUNITY DEVELOPMENT CENTRES	<b>02.2006</b>	248,582	51,336	183,880
<b>104091</b> PHASE II - UP-SCALLING OF THE ACTIVITIES/SERVICES PROVIDED BY THE NATIONAL CLEANER PRODUCTION CENTRE IN SRI LANKA	<b>12.2009</b>	1,452,360	52,543	1,395,926
<b>106040</b> STRENGTHENING INTERNATIONAL CERTIFICATION CAPABILITY IN SRI LANKA WITH PARTICULAR REFERENCE TO SOCIAL ACCOUNTABILITY STANDARD (SA8000) AND FOOD SAFETY (HACCP/ISO 22000) STANDARD	<b>09.2006</b>	1,346,222	-11,827	1,365,800
<b>107087</b> COUNTRY PROGRAMME SUPPORT FACILITY	<b>01.2010</b>	133,141	13,389	112,405
<b>120393</b> ESTABLISHING SUSTAINABLE, ECONOMICAL AND SECURE LOCAL RESOURCE BASED RENEWABLE ENERGY BACKED COMMUNITY DEVELOPMENT CENTRES	<b>05.2005</b>	150,516	0	146,270
<b>120545</b> ENABLING ACTIVITIES TO REVIEW AND UPDATE THE NATIONAL IMPLEMENTATION PLAN FOR THE STOCKHOLM CONVENTION ON PERSISTENT ORGANIC POLLUTANTS- IN SRI LANKA	<b>06.2013</b>	225,000	-43,692	171,000
<b>130004</b> PPG_ENVIRONMENTALLY-SOUND MANAGEMENT AND DISPOSAL OF PCBs WASTES AND PCB CONTAMINATED EQUIPMENT IN SRI LANKA	<b>06.2013</b>	150,000	39,437	17,790
<b>140150</b> COUNTRY EVALUATION SRI LANKA	<b>06.2014</b>	68,966	47,841	0

Identification number and title	PAD issuance date	Total budget	Current year expenditure	Previous year expenditure
<b>STATE OF PALESTINE</b>				
<b>106029</b>				
REVISED TECHNOLOGY TRANSFER FOR “RECYCLING OF BUILDING MATERIAL WASTE”, GAZA STRIP, AND SUPPORT TO THE MARBLE AND STONE INDUSTRY IN THE WEST BANK	<b>07.2005</b>	3,020,098	-37,521	3,105,935
<b>140212</b>				
PAL STRENGTHENING CAPACITY OF PALESTINIAN STONE AND MARBLE CENTRE	<b>11.2014</b>	553,856	12,036	0
<b>SUDAN</b>				
<b>100128</b>				
ENABLING ACTIVITIES TO REVIEW AND UPDATE THE NATIONAL IMPLEMENTATION PLAN FOR THE STOCKHOLM CONVENTION ON PERSISTENT ORGANIC POLLUTANTS (POPS) - IN SUDAN	<b>08.2012</b>	198,000	24,721	159,003
<b>101056</b>				
CREATING OPPORTUNITIES FOR YOUTH EMPLOYMENT IN SUDAN	<b>07.2008</b>	1,312,765	-151,000	1,198,401
<b>101086</b>				
COMMUNITY LIVELIHOOD AND RURAL INDUSTRY SUPPORT PROGRAMME, CLARIS II: ITALIAN CONTRIBUTION	<b>01.2014</b>	1,034,981	297,126	701,966
<b>101113</b>				
RECOVERY OF COASTAL LIVELIHOODS IN THE RED SEA STATE OF SUDAN THROUGH THE MODERNIZATION OF ARTISANAL FISHERIES AND CREATION OF NEW MARKET OPPORTUNITIES	<b>04.2009</b>	5,017,596	102,261	4,929,447
<b>101114</b>				
CLARIS - SKILLS FOR PEACE AND INCOME	<b>03.2011</b>	674,176	-27,036	701,393
<b>101172</b>				
SUDAN: INTEGRATED FOOD SECURITY PROJECT IN KASSALA, SUDAN (IFSP-KASSALA)	<b>10.2011</b>	3,637,114	1,117,731	1,527,863
<b>102041</b>				
INVESTMENT PROMOTION AND TECHNICAL ASSISTANCE PROGRAMME (ITAP) FOR SUDAN	<b>09.2008</b>	155,053	7,594	147,403
<b>110029</b>				
TECHNICAL ASSISTANCE TO ESTABLISH A MODEL TANNERY WASTE WATER TREATMENT PLANT	<b>11.2012</b>	353,526	95,938	229,214
<b>110037</b>				
INTEGRATION AND PROGRESS THROUGH PROTECTION AND EMPOWERMENT OF DISPLACED GROUPS IN SOUTHERN SUDAN	<b>03.2012</b>	1,327,434	-15,044	1,278,816
<b>120174</b>				
SURVEYS OF RENEWABLE MARINE RESOURCES IN THE RED SEA STATE, SUDAN; FUNDED BY THE NORWEGIAN EMBASSY KHARTOUM	<b>07.2012</b>	1,230,979	77,078	1,179,055
<b>120280</b>				
NATIONAL HCFC PHASE OUT MANAGEMENT PLAN	<b>05.2012</b>	360,000	71,820	160,455
<b>130130</b>				
BUILDING CAPACITIES FOR THE SUSTAINABLE MANAGEMENT OF THE MARINE FISHERY IN THE RED SEA STATE REPUBLIC OF THE SUDAN	<b>07.2014</b>	396,671	22,423	0

Identification number and title	PAD issuance date	Total budget	Current year expenditure	Previous year expenditure
<b>130219</b>				
DEVELOPING THE SOYBEAN VALUE CHAIN IN SUDAN	10.2013	25,413	21,818	0
<b>130324</b>				
TECHNICAL ASSISTANCE FOR THE FINAL PHASE-OUT OF METHYL BROMIDE IN THE POST HARVEST SECTOR	01.2014	211,610	28,369	0
<b>140020</b>				
CONTRIBUTING TO IMPROVED NUTRITION SITUATION AND INCOME GENERATION AMONG VULNERABLE COMMUNITIES IN SUDAN THROUGH THE USE OF SOYBEAN BASED FOODS AND SOYBEAN PRODUCTION (SOYBEAN VALUE CHAIN DEVELOPMENT- COMPONENT I)	03.2014	442,478	140,334	0
<b>140024</b>				
CAPACITY BUILDING AND UPGRADING OF STONE SECTOR IN SUDAN	02.2014	27,441	4,187	0
<b>140181</b>				
PREPARATION FOR HCFC PHASE-OUT INVESTMENT ACTIVITIES (STAGEII) (FOAM SECTOR)	08.2014	100,000	0	0
<b>SURINAME</b>				
<b>105430</b>				
HCFC PHASE-OUT MANAGEMENT PLAN (STAGE I, FIRST TRANCHE)	12.2011	68,000	0	57,178
<b>SWAZILAND</b>				
<b>100206</b>				
MARKET ACCESS AND TRADE FACILITATION SUPPORT FOR SWAZILAND, THROUGH CONFORMITY ASSESSMENT INFRASTRUCTURE DEVELOPMENT	10.2012	523,600	194,711	56,751
<b>120025</b>				
ENABLING ACTIVITIES TO REVIEW AND UPDATE THE NATIONAL IMPLEMENTATION PLAN FOR THE STOCKHOLM CONVENTION ON PERSISTENT ORGANIC POLLUTANTS (POPS)	03.2013	198,000	14,751	177,812
<b>SYRIAN ARAB REPUBLIC</b>				
<b>102042</b>				
INDUSTRIAL MODERNIZATION AND UPGRADING PROGRAMME (IMUP) - PHASE II	08.2011	1,030,786	31,797	499,181
<b>105268</b>				
METHYL BROMIDE NATIONAL PHASE-OUT PLAN (SOIL FUMIGATION)	08.2006	240,000	9,798	230,227
<b>105272</b>				
PREPARATION OF A HCFC PHASE-OUT MANAGEMENT PLAN	08.2008	136,250	-27,960	136,323
<b>105375</b>				
EXTENSION OF INSTITUTIONAL STRENGTHENING (PHASE IV)	08.2009	356,690	4,382	77,478
<b>105376</b>				
PHASE-OUT OF HCFC-22 AND HCFC-141B AT AL HAFEZ GROUP	01.2011	1,465,361	-1,081	404,494



Identification number and title	PAD issuance date	Total budget	Current year expenditure	Previous year expenditure
<b>TAJIKISTAN</b>				
<b>120145</b> STRENGTHENING FRUITS AND VEGETABLES SUB SECTORS IN TAJIKISTAN FOR CREATING NEW JOBS AND FOOD SECURITY	<b>11.2014</b>	313,850	2,677	30,003
<b>120404</b> ENABLING ACTIVITIES TO REVIEW AND UPDATE THE NATIONAL IMPLEMENTATION PLAN FOR THE STOCKHOLM CONVENTION ON PERSISTENT ORGANIC POLLUTANTS	<b>03.2013</b>	181,850	22,757	145,132
<b>140102</b> STRENGTHENING STANDARDIZATION, QUALITY ASSURANCE, ACCREDITATION AND METROLOGY (SQAM) INFRASTRUCTURE IN TAJIKISTAN (PREPARATORY ASSISTANCE)	<b>05.2014</b>	27,586	9,005	0
<b>THAILAND</b>				
<b>100258</b> PROMOTING SMALL BIOMASS POWER PLANTS IN RURAL THAILAND FOR SUSTAINABLE RENEWABLE ENERGY MANAGEMENT AND COMMUNITY INVOLVEMENT	<b>02.2013</b>	1,025,703	37,176	530,036
<b>100264</b> TT-PILOT: OVERCOMING POLICY, MARKET AND TECHNOLOGICAL BARRIERS TO SUPPORT TECHNOLOGICAL BARRIERS TO SUPPORT TECHNOLOGICAL INNOVATION AND SOUTH-SOUTH TECHNOLOGY TRANSFER: THE PILOT CASE OF ETHANOL PRODUCTION FROM CASSAVA	<b>06.2012</b>	2,682,292	879,727	433,904
<b>103071</b> INDUSTRIAL ENERGY EFFICIENCY	<b>04.2011</b>	3,665,723	776,035	1,123,673
<b>107034</b> UN JOINT PROGRAMME ON INTEGRATED HIGHLAND LIVELIHOOD DEVELOPMENT IN MAE HONG SON	<b>11.2009</b>	435,000	-2,876	426,570
<b>130075</b> GREENING ECONOMY THROUGH LOW CARBON TECHNOLOGY APPLICATIONS IN SMES	<b>07.2014</b>	34,000	0	0
<b>130312</b> GEF UNIDO CLEANTECH PROGRAMME FOR SMES IN THAILAND	<b>08.2014</b>	1,826,500	5,819	0
<b>130319</b> REDUCTION OF GHG EMISSION IN THAI INDUSTRIES THROUGH PROMOTING INVESTMENTS OF THE PRODUCTION AND USAGE OF SOLID BIO-FUELS	<b>05.2014</b>	150,000	18,472	0
<b>THE FORMER YUGOSLAV REPUBLIC OF MACEDONIA</b>				
<b>100109</b> REMOVAL OF TECHNICAL AND ECONOMIC BARRIERS TO TRANSFER REMEDIATION TECHNOLOGIES FOR ALPHA-HCH, BETA-HCH AND LINDANE CONTAMINATED SITES IN THE FORMER YUGOSLAV REPUBLIC OF MACEDONIA - PREPARATORY ASSISTANCE	<b>07.2013</b>	100,000	98,914	0

Identification number and title	PAD issuance date	Total budget	Current year expenditure	Previous year expenditure
<b>100308</b> ENABLING ACTIVITIES TO REVIEW AND UPDATE THE NATIONAL IMPLEMENTATION PLAN FOR THE STOCKHOLM CONVENTION ON PERSISTENT ORGANIC POLLUTANTS	<b>05.2012</b>	155,000	5,237	149,411
<b>104045</b> PHASING OUT AND ELIMINATION OF PCBs AND PCB CONTAINING EQUIPMENT IN THE FORMER YUGOSLAV REPUBLIC OF MACEDONIA	<b>09.2008</b>	978,338	5,007	973,147
<b>105154</b> TERMINAL PHASE-OUT MANAGEMENT PLAN FOR CFCS (FIFTH TRANCHE)	<b>12.2009</b>	14,040	-928	14,969
<b>120332</b> CATALYZING MARKET TRANSFORMATION FOR INDUSTRIAL ENERGY EFFICIENCY AND ACCELERATE INVESTMENTS IN BEST AVAILABLE PRACTICES AND TECHNOLOGIES IN THE FORMER YUGOSLAV REPUBLIC OF MACEDONIA	<b>12.2012</b>	50,000	15,903	34,086
<b>120497</b> HCFC PHASE-OUT MANAGEMENT PLAN (PHASE I, THIRD TRANCHE) (CONVERSION FROM HCFC-141B TO HFCS IN THE MANUFACTURE OF POLYURETHANE FOAM FOR THE COMMERCIAL REFRIGERATION UNITS, SANDWICH PANELS AND INSULATED DOORS)	<b>10.2013</b>	546,000	175,867	253,927
<b>130048, 130300</b> FOSTERING SUSTAINABLE LINKAGES AND CLUSTER DEVELOPMENT IN THE TOURISM INDUSTRY OF THE FORMER YUGOSLAV REPUBLIC OF MACEDONIA IN ORDER TO REDUCE POVERTY AND STIMULATE ECONOMIC GROWTH (PREPARATORY ASSISTANCE)	<b>06.2013</b>	265,102	124,773	5,850
<b>TIMOR-LESTE</b>				
<b>101142</b> TIMOR-LESTE BAMBOO SKILLS DEVELOPMENT AND DEMONSTRATION CENTRE	<b>11.2010</b>	232,815	-1,411	233,374
<b>106064</b> DEVELOPMENT OF SAFETY AND QUALITY INFRASTRUCTURE FOR THE SEAFOOD SECTOR IN TIMOR-LESTE - PILOT PHASE	<b>05.2011</b>	184,956	9,830	27,440
<b>TOGO</b>				
<b>105377</b> HCFC PHASE-OUT MANAGEMENT PLAN (STAGE I, FIRST TRANCHE)	<b>01.2011</b>	200,000	8,759	134,905
<b>110028</b> ENABLING ACTIVITIES TO REVIEW AND UPDATE THE NATIONAL IMPLEMENTATION PLAN FOR THE STOCKHOLM CONVENTION ON POPS	<b>10.2012</b>	179,290	13,465	129,732
<b>140017</b> COUNTRY PROGRAMME TOGO	<b>07.2014</b>	34,483	5,406	0

Identification number and title	PAD issuance date	Total budget	Current year expenditure	Previous year expenditure
<b>TUNISIA</b>				
<b>100212</b> OLIVE WOOD HANDICRAFT VALUE CHAIN DEVELOPMENT PROGRAM	<b>03.2012</b>	79,646	24,525	57,391
<b>102032</b> ENGAGING TUNISIAN YOUTH TO ACHIEVE THE MDGS	<b>07.2009</b>	615,700	-2,441	623,970
<b>102096</b> APPUI A LA PROMOTION ET A LA COMMUNICATION DE PÔLES DE COMPETITIVITE TUNISIENS	<b>08.2011</b>	281,010	23,288	180,694
<b>104107</b> RENFORCEMENT DU CENTRE NATIONAL DE PRODUCTION PROPRE EN TUNISIE - PREMIERE PARTIE	<b>01.2010</b>	2,975,984	865,345	2,045,634
<b>104108</b> RESEAU REGIONAL DES CENTRES NATIONAUX DE PRODUCTION PROPRE ARABES DE LA REGION MOYEN-ORIENT ET AFRIQUE DU NORD	<b>01.2010</b>	348,516	15,457	283,331
<b>105283, 105284</b> PREPARATION OF A HCFC PHASE-OUT MANAGEMENT PLAN	<b>08.2008</b>	215,000	26,674	187,613
<b>120201</b> CONFERENCE ON PRODUCTIVE WORK FOR YOUTH IN TUNISIA AND THE MENA REGION	<b>09.2012</b>	229,580	16,311	217,475
<b>120357</b> FACILITATING YOUTH EMPLOYMENT THROUGH ENTREPRENEURSHIP AND ENTERPRISE DEVELOPMENT IN VULNERABLE REGIONS OF TUNISIA: EL KEF, KAIROUAN, KASSERINE AND SIDI BOUZID	<b>12.2012</b>	2,347,883	862,448	794,351
<b>120589</b> INSTITUTIONAL STRENGTHENING IN TUNISIA - PHASE VII	<b>11.2012</b>	247,270	1,664	245,053
<b>120622</b> PROJET D'ACCÈS AUX MARCHÉS DES PRODUITS AGRO-ALIMENTAIRES ET DE TERROIR - (PAMPAT) - TUNISIE	<b>09.2013</b>	1,536,051	379,046	34,841
<b>120628</b> ENABLING ACTIVITIES TO REVIEW AND UPDATE THE NATIONAL IMPLEMENTATION PLAN (NIP) FOR THE STOCKHOLM CONVENTION IN TUNISIA	<b>05.2013</b>	220,000	143,122	0
<b>120647</b> NATIONAL PHASE OUT PLAN	<b>12.2013</b>	455,518	402,902	1,283
<b>130323</b> PROJECT PREPARATION IN THE FUMIGANTS SECTOR	<b>12.2013</b>	302,657	35,058	0
<b>140190</b> HCFC PHASE-OUT MANAGEMENT PLAN (STAGE I, FIRST TRANCHE)	<b>08.2014</b>	512,885	3,392	0
<b>TURKEY</b>				
<b>100292</b> POPS LEGACY ELIMINATION AND POPS RELEASE REDUCTION PROJECT	<b>04.2013</b>	88,000	49,067	28,946
<b>100298</b> ENABLING ACTIVITIES TO REVIEW AND UPDATE THE NATIONAL IMPLEMENTATION PLAN FOR THE STOCKHOLM CONVENTION ON PERSISTENT ORGANIC POLLUTANTS IN TURKEY	<b>07.2012</b>	225,000	23,887	201,052

Identification number and title	PAD issuance date	Total budget	Current year expenditure	Previous year expenditure
<b>102034</b> MDG-F FOSTERING SUSTAINABLE LINKAGES FOR TURKISH TEXTILE SMES	<b>01.2010</b>	804,708	-1,369	788,454
<b>103074</b> IMPROVING ENERGY EFFICIENCY IN INDUSTRY IN TURKEY	<b>06.2011</b>	2,746,971	245,494	553,926
<b>105287</b> EXTENSION OF INSTITUTIONAL STRENGTHENING PROJECT	<b>09.2011</b>	447,045	1,828	435,714
<b>105379</b> PREPARATION OF A HCFC PHASE-OUT MANAGEMENT PLAN	<b>08.2008</b>	188,570	-6,237	194,807
<b>105380</b> UMBRELLA PROJECT FOR THE PHASE-OUT OF R141B FROM THE PU SANDWICH PANELS AND R22/142B IN XPS	<b>12.2010</b>	7,713,490	2,110,767	5,151,780
<b>120234</b> DEMONSTRATION PROJECT FOR DISPOSAL OF UNWANTED ODS IN TURKEY	<b>05.2012</b>	1,076,250	288,905	710,829
<b>120632</b> TURKEY HCFC PHASE-OUT MANAGEMENT PLAN (STAGE I, FIRST TRANCHE)	<b>12.2012</b>	807,750	275,309	53,321
<b>130124</b> GEF UNIDO CLEANTECH PROGRAMME FOR SMES IN TURKEY	<b>11.2013</b>	990,000	208,735	60,130
<b>130224</b> EXTENSION OF INSTITUTIONAL STRENGTHENING - PHASE VI	<b>09.2013</b>	260,000	134,364	11,204
<b>TURKMENISTAN</b>				
<b>105281</b> TECHNICAL ASSISTANCE FOR THE ELIMINATION OF METHYL BROMIDE IN POST HARVEST SECTOR	<b>01.2010</b>	179,586	5,632	173,798
<b>105378</b> HCFC PHASE-OUT MANAGEMENT PLAN (STAGE I, FIRST TRANCHE)	<b>12.2013</b>	433,550	104,457	209,259
<b>UGANDA</b>				
<b>100274</b> ESTABLISHMENT OF A DISMANTLING FACILITY FOR E-WASTE IN UGANDA	<b>04.2012</b>	173,958	7,911	165,728
<b>102146</b> ESTABLISHMENT OF A PILOT RENEWABLE ENERGY POWERED BUSINESS INFORMATION CENTRE (REBIC) IN NORTHERN UGANDA	<b>04.2010</b>	265,487	1,218	256,944
<b>120581</b> HCFC PHASE OUT MANAGEMENT PLAN (FIRST TRANCHE)	<b>12.2013</b>	40,000	38,114	0
<b>130065</b> UGANDA COUNTRY PROGRAMMING MISSION FOR COUNTRY PROGRAMME DEVELOPMENT	<b>04.2013</b>	26,395	1,414	21,304
<b>130189</b> ENABLING ACTIVITIES TO REVIEW AND UPDATE THE NATIONAL IMPLEMENTATION PLAN ON POPS	<b>02.2014</b>	185,000	174,009	0

Identification number and title	PAD issuance date	Total budget	Current year expenditure	Previous year expenditure
<b>140015</b> PPG: REDUCING VULNERABILITY OF BANANA PRODUCING COMMUNITIES TO CLIMATE CHANGE THROUGH BANANA VALUE ADDED ACTIVITIES	<b>02.2014</b>	100,000	60,595	0
<b>140031</b> PROMOTING BIOMASS GASIFICATION TECHNOLOGY FOR PRODUCTIVE ACTIVITIES AND ENERGY SERVICES IN NORTHERNS UGANDA	<b>07.2014</b>	27,373	18,002	0
<b>140039</b> UGANDA COUNTRY PROGRAMME	<b>02.2014</b>	158,776	54,423	0
<b>UKRAINE</b>				
<b>100023</b> ENVIRONMENTALLY SOUND MANAGEMENT AND FINAL DISPOSAL OF POLYCHLORINATED BIPHENYLS (PCBS)	<b>05.2013</b>	250,000	111,542	111,236
<b>100025</b> HORLIVKA CHEMICAL PLANT REMEDIATION	<b>01.2012</b>	459,016	12,237	437,927
<b>103078</b> IMPROVING ENERGY EFFICIENCY AND PROMOTING RENEWABLE ENERGY IN THE AGRO-FOOD AND OTHER SMALL AND MEDIUM ENTERPRISES (SMES)	<b>06.2011</b>	5,225,747	584,659	2,190,507
<b>104112</b> PROMOTING THE ADAPTATION AND ADOPTION OF RECP (RESOURCE EFFICIENT AND CLEANER PRODUCTION) THROUGH THE ESTABLISHMENT AND OPERATION OF A CLEANER PRODUCTION CENTRE (CPC) IN UKRAINE	<b>02.2012</b>	2,283,134	959,157	821,362
<b>120321</b> INTRODUCTION OF ENERGY MANAGEMENT SYSTEM STANDARD IN UKRAINIAN INDUSTRY	<b>01.2014</b>	5,550,000	73,680	0
<b>120433</b> STRENGTHENING AUTOMOTIVE INDUSTRY CLUSTERS IN UKRAINE: UPGRADING OPERATIONS OF DOMESTIC AUTOMOTIVE COMPONENT MANUFACTURERS AND SUPPORT INSTITUTIONS (PREPARATORY ASSISTANCE)	<b>02.2013</b>	52,488	4,107	38,620
<b>UNITED REPUBLIC OF TANZANIA</b>				
<b>100028, 100348, 101171, 102175, 102208, 102209, 107142, 109028, 120288, 120576</b> "COUNTRY FRAMEWORK OF SUPPORT TO UNDAP 2011-2015 - ECONOMIC GROWTH" IN TANZANIA	<b>10.2011</b>	4,799,075	1,173,169	2,812,238
<b>100127</b> ENABLING ACTIVITIES TO REVIEW AND UPDATE THE NATIONAL IMPLEMENTATION PLAN FOR THE STOCKHOLM CONVENTION ON PERSISTENT ORGANIC POLLUTANTS (POPS)	<b>02.2013</b>	210,000	201,229	3,985
<b>100165, 100304, 103176, 104180</b> COUNTRY PROGRAM COORDINATION: UNDAP ENVIRONMENT CLUSTER	<b>01.2012</b>	831,615	125,245	533,447
<b>100228</b> COUNTRY FRAMEWORK OF SUPPORT TO UNDAP 2011-2015 - ECONOMIC GROWTH	<b>10.2011</b>	360,078	96,541	220,801

Identification number and title	PAD issuance date	Total budget	Current year expenditure	Previous year expenditure
<b>100261</b>				
MINI-GRIDS BASED ON MICRO HYDROPOWER SOURCES TO AUGMENT RURAL ELECTRIFICATION	<b>03.2012</b>	3,403,551	1,528,827	586,286
<b>101144</b>				
ONE UN PROGRAMME FOR TANZANIA: JOINT PROGRAMME ON EDUCATION (JP10)	<b>08.2009</b>	40,000	-536	37,308
<b>101173</b>				
VALUE CHAIN SUPPORT PROGRAM FOR TANZANIAS CASHEW AND RED MEAT/LEATHER INDUSTRY IN THE FRAME OF THE 3ADI FUNDED THROUGH UNDAP 2011-2015: ECONOMIC GROWTH	<b>11.2011</b>	55,025	-7,010	55,636
<b>101185</b>				
VALUE CHAIN SUPPORT PROGRAM FOR TANZANIAS CASHEW AND RED MEAT/LEATHER INDUSTRY IN THE FRAME OF THE 3ADI, FUNDED THROUGH UNDAP 2011-2015: ECONOMIC GROWTH	<b>10.2011</b>	351,314	-944	368,625
<b>103007</b>				
COUNTRY FRAMEWORK OF SUPPORT TO UNDAP 2011-2015 - ENVIRONMENT AND CLIMATE CHANGE	<b>11.2009</b>	157,243	3,053	175,000
<b>103142</b>				
COUNTRY FRAMEWORK SUPPORT TO UNDAP-URT: RENEWABLE ENERGY COMPONENT	<b>08.2009</b>	83,863	-13,396	84,365
<b>107003</b>				
UN JOINT PROGRAM OF SUPPORT TO ZANZIBAR	<b>05.2008</b>	604,252	1,822	542,518
<b>120104</b>				
MARKET VALUE CHAINS RELATING TO HORTICULTURAL PRODUCTS FOR RESPONSIBLE TOURISM MARKET ACCESS PROJECT TANZANIA	<b>10.2014</b>	402,600	13,967	0
<b>120302</b>				
UNITED REPUBLIC OF TANZANIA NATIONAL SYSTEM OF INNOVATION (TNSI) SURVEY	<b>01.2014</b>	242,571	103,268	0
<b>120319</b>				
PROMOTION OF WASTE-TO-ENERGY APPLICATIONS IN AGRO-INDUSTRIES	<b>12.2012</b>	102,952	50,291	45,101
<b>120340</b>				
3ADI AND AFRIPANET INVESTMENT PROMOTION PROJECT	<b>12.2012</b>	48,110	-1,194	43,678
<b>120494</b>				
HCFC PHASE-OUT MANAGEMENT PLAN (STAGE I, FIRST TRANCHE)	<b>11.2012</b>	50,000	2,236	47,700
<b>130183</b>				
PA - BUILDING UP SEAWEED PROCESSING IN ZANZIBAR AND PEMBA: CREATING VALUE FOR THE POOR	<b>07.2013</b>	32,727	1,754	28,825
<b>URUGUAY</b>				
<b>100041</b>				
CENTRO AGRO-INDUSTRIAL MODULAR DE EXCELENCIA	<b>02.2012</b>	1,648,572	171,404	1,309,843
<b>105291</b>				
PREPARATION OF A HCFC PHASE-OUT INVESTMENT ACTIVITIES	<b>05.2010</b>	50,000	17,237	30,219
<b>120250, 120323</b>				
TOWARDS A GREEN ECONOMY IN URUGUAY: STIMULATING SUSTAINABLE PRODUCTION PRACTICES AND LOW-EMISSION TECHNOLOGIES IN PRIORITIZED SECTORS	<b>06.2012</b>	3,442,727	49,467	36,833

Identification number and title	PAD issuance date	Total budget	Current year expenditure	Previous year expenditure
<b>140228</b> COUNTRY EVALUATION URUGUAY	<b>09.2014</b>	68,966	45,744	0
<b>UZBEKISTAN</b>				
<b>120285</b> FORMULATION OF THE UNIDO COUNTRY PROGRAMME FOR UZBEKISTAN	<b>06.2012</b>	26,749	0	17,653
<b>VENEZUELA (BOLIVARIAN REPUBLIC OF)</b>				
<b>105294</b> PREPARATION OF A HCFC PHASE-OUT MANAGEMENT PLAN	<b>08.2008</b>	173,032	0	173,032
<b>105295</b> HCFC PHASE-OUT MANAGEMENT PLAN (STAGE I, FIRST TRANCHE)	<b>08.2013</b>	1,583,068	320,709	898,184
<b>140165</b> PREPARATION OF A HCFC PHASE-OUT MANAGEMENT PLAN (STAGE II)	<b>12.2012</b>	90,000	27,094	0
<b>140166</b> UPDATE THE PREPARATION FOR HCFC PHASE-OUT INVESTMENT ACTIVITIES (STAGE II) (REFRIGERATION MANUFACTURING SECTOR)	<b>12.2012</b>	50,000	4,799	0
<b>VIET NAM</b>				
<b>100052</b> IMPLEMENTAION OF ECO-INDUSTRIAL PARK INITIATIVE FOR SUSTAINABLE INDUSTRIAL ZONES IN VIET NAM	<b>08.2014</b>	3,524,000	19,541	0
<b>102019</b> INVESTMENT MONITORING AND SUPPLIER DEVELOPMENT IN VIET NAM	<b>03.2013</b>	944,859	13,745	924,015
<b>102078</b> SME CLUSTER DEVELOPMENT	<b>12.2008</b>	3,484,686	-20,458	3,572,154
<b>102098</b> TECHNICAL ASSISTANCE TO BUSINESS REGISTRATION REFORM IN VIET NAM (PHASE A MOD II & PHASE B)	<b>12.2010</b>	9,960,825	328,694	9,636,229
<b>103081</b> PROMOTING INDUSTRIAL ENERGY EFFICIENCY THROUGH SYSTEM OPTIMIZATION AND ENERGY MANAGEMENT STANDARDS IN VIET NAM	<b>11.2010</b>	911,314	139,643	708,089
<b>104001</b> HELPING VIETNAMESE SMES ADAPT & ADOPT CSR FOR IMPROVED LINKAGES WITH GLOBAL SUPPLY CHAINS IN SUSTAINABLE PRODUCTION	<b>07.2009</b>	1,551,342	1,900	1,487,437
<b>104125</b> PROMOTION OF NEW CLEANER PRODUCTION SERVICES IN VIET NAM THROUGH THE VNCPC: CLEANER TECHNOLOGY PROMOTION, IMPLEMENTATION AND TRANSFER; SECOND- GENERATION CP SERVICES - PHASE II	<b>01.2005</b>	2,268,294	-40	2,340,896

Identification number and title	PAD issuance date	Total budget	Current year expenditure	Previous year expenditure
<b>106066</b> POST WTO ACCESSION SUPPORT TO VIET NAM - TBT/SPS COMPLIANCE CAPACITY DEVELOPMENT RELATED TO KEY EXPORT SECTORS	07.2008	2,130,672	-18,081	2,128,829
<b>120122</b> STRENGTHEN THE SUPPLY CAPACITY OF THE FRUITS AND VEGETABLE SECTOR BY APPLYING PROPER TECHNOLOGIES ALONG THE VALUE CHAIN	03.2013	488,785	93,793	40,872
<b>120303</b> PROMOTION OF ENERGY EFFICIENT INDUSTRIAL BOILER ADOPTION AND OPERATING PRACTICES IN VIET NAM	10.2013	53,292	44,335	0
<b>120621</b> IMPROVING ENERGY EFFICIENCY AND REDUCING ODS EMISSIONS IN THE COLD STORAGE SECTOR	02.2014	422,590	65,994	0
<b>120637</b> BRIDGING FUNDS: PREPARATION FOR PHASE II - SME CLUSTER DEVELOPMENT	01.2013	99,721	1,164	92,963
<b>130217</b> EXPANSION OF THE NATIONAL BUSINESS REGISTRATION SYSTEM TO NEW BUSINESS ENTITIES (PHASE C)	09.2014	911,505	175,384	0
<b>130253</b> PROMOTION OF CSR IN VIETNAMESE SMES	04.2013	223,856	92,255	0
<b>130307</b> BENCHMARKING STUDY AND STRATEGY DEVELOPMENT REVIEW FOR THE MODERNIZATION OF VIET NAM'S INDUSTRIAL SKILLS TRAINING SYSTEM	07.2014	359,677	75,800	0
<b>140068</b> MINAMATA CONVENTION INITIAL ASSESSMENT FOR VIET NAM	07.2014	500,000	97,478	0
<b>YEMEN</b>				
<b>105298</b> NATIONAL ODS PHASE-OUT PLAN (FIRST TRANCHE)	05.2010	1,370,500	151,745	1,204,529
<b>105382</b> PREPARATION OF A HCFC PHASE-OUT MANAGEMENT PLAN	08.2008	68,794	-923	69,767
<b>105383</b> PREPARATION FOR HCFC PHASE-OUT INVESTMENT ACTIVITIES (RIGIDPOLYURETHANE FOAM COMPONENT)	05.2011	11,336	-44,948	56,284
<b>120598</b> HCFC PHASE-OUT MANAGEMENT PLAN, STAGE 1, 1ST TRANCHE	12.2012	410,000	154,363	5,131
<b>140132</b> MINAMATA INITIAL ASSESSMENT IN THE REPUBLIC OF YEMEN	07.2014	200,000	0	0
<b>ZAMBIA</b>				
<b>103087</b> RENEWABLE ENERGY BASED ELECTRICITY GENERATION FOR ISOLATED MINI-GRIDS IN ZAMBIA	06.2010	6,800,473	-24,950	6,796,673
<b>105305</b> TECHNICAL ASSISTANCE FOR THE TOTAL PHASE OUT OF METHYL BROMIDE IN TOBACCO, CUT FLOWERS, HORTICULTURE AND POST HARVEST USES	12.2008	289,548	-808	267,172



Identification number and title	PAD issuance date	Total budget	Current year expenditure	Previous year expenditure
<b>105306</b> HCFC PHASE-OUT MANAGEMENT PLAN (STAGE I, FIRST TRANCHE)	<b>08.2011</b>	70,000	2	67,826
<b>106043</b> JOINT UNIDO-WTO TRADE CAPACITY BUILDING PROGRAMME FRAMEWORK FOR ZAMBIA	<b>04.2009</b>	2,792,810	-72,623	2,926,318
<b>120083</b> ENABLING ACTIVITIES TO REVIEW AND UPDATE THE NATIONAL IMPLEMENTATION PLAN FOR THE STOCKHOLM CONVENTION ON PERSISTENT ORGANIC POLLUTANTS	<b>05.2013</b>	170,000	13,412	153,739
<b>120210</b> UPSCALE SMALL HYDROPOWER MINIGRID DEVELOPMENT IN ZAMBIA	<b>11.2013</b>	651,017	249,890	10
<b>120217</b> INDEPENDENT UNIDO COUNTRY EVALUATION. REPUBLIC OF ZAMBIA	<b>04.2012</b>	43,874	-3,566	45,631
<b>120501</b> TRADE CAPACITY-BUILDING FOR ZAMBIA, PHASE II	<b>07.2013</b>	940,530	390,977	164,191
<b>120553</b> COUNTRY PROGRAMME FORMULATION FOR ZAMBIA	<b>03.2013</b>	43,797	-707	43,071
<b>130038</b> PROMOTION OF INDUSTRIAL CLUSTERS AND STRENGTHENING OF THE ASSOCIATED INDUSTRIAL POLICY FRAMEWORK IN ZAMBIA	<b>10.2013</b>	8,878	10,685	0
<b>140113</b> ZAMBIA COUNTRY PROGRAMME	<b>05.2014</b>	122,380	40,085	0
<b>ZIMBABWE</b>				
<b>130255</b> PREPARATORY ASSISTANCE FOR GREEN INDUSTRY POLICY IN ZIMBABWE	<b>10.2013</b>	50,609	21,204	5,676
<b>AFRICA REGION</b>				
<b>100110</b> PROMOTION OF NEEM-DERIVED BIOPESTICIDES IN WEST AFRICA	<b>01.2014</b>	275,000	60,554	0
<b>100336</b> IMPROVE THE HEALTH AND ENVIRONMENT OF ARTISANAL GOLD MINING COMMUNITIES BY REDUCING MERCURY EMISSIONS AND PROMOTING SOUND MANAGEMENT OF CHEMICALS	<b>01.2012</b>	1,020,180	319,255	551,970
<b>100337</b> DEVELOPMENT OF AN ENVIRONMENTALLY RESPONSIBLE FAIR-TRADE ARTISANAL AND SMALL-SCALE GOLD MINING	<b>10.2012</b>	783,723	163,878	391,432
<b>100341</b> YOUTH AS CATALYSTS FOR AGRIBUSINESS DEVELOPMENT AND GROWTH IN WESTERN AND CENTRAL AFRICA	<b>04.2012</b>	224,545	-3,675	219,592
<b>101061</b> IMPROVING THE INCOME GENERATING POTENTIAL OF THE OIL PALM IN WEST AND CENTRAL AFRICA REGION (CAMEROON AND NIGERIA)	<b>04.2010</b>	3,276,053	174,289	3,033,924

Identification number and title	PAD issuance date	Total budget	Current year expenditure	Previous year expenditure
<b>101082</b> TRADE CAPACITY-BUILDING IN AGRO-INDUSTRY PRODUCTS FOR THE ESTABLISHMENT AND PROOF OF COMPLIANCE WITH INTERNATIONAL MARKET REQUIREMENTS	<b>05.2007</b>	1,631,804	-34,087	1,750,524
<b>102092</b> DEVELOPMENT AND APPLICATION OF A NEW TECHNICAL ASSISTANCE PRODUCT "ONE VILLAGE-INDUSTRIAL CLUSTERS" AS A VEHICLE FOR ECONOMIC GROWTH AND POVERTY REDUCTION	<b>03.2010</b>	236,941	-10,243	247,184
<b>102093</b> AFRICAN INVESTOR SURVEY AND SPX ESTABLISHMENT IN CÔTE D'IVOIRE, GHANA, NIGERIA, SENEGAL	<b>06.2008</b>	495,066	-7,639	520,482
<b>103052</b> PROMOTING COORDINATION, COHERENCE, INTEGRATION AND KNOWLEDGE MANAGEMENT UNDER ENERGY COMPONENT OF SPWA	<b>03.2011</b>	1,664,167	279,017	1,001,319
<b>103130</b> PREPARATORY AND FIRST OPERATIONAL PHASE OF SECRETARIAT OF THE ECOWAS REGIONAL CENTRE FOR RENEWABLE ENERGY AND EE (ERC)	<b>01.2010</b>	2,820,210	44,150	2,662,578
<b>103140</b> RENEWABLE ENERGY FOR PRODUCTIVE USES AND RURAL TRANSFORMATION IN AFRICA - NIGERIA AND BENIN	<b>09.2009</b>	300,000	-548	299,220
<b>104061</b> REGIONAL PROJECT TO DEVELOP APPROPRIATE STRATEGIES FOR IDENTIFYING SITES CONTAMINATED BY CHEMICALS LISTED IN ANNEXES A, B	<b>02.2009</b>	3,049,827	45,421	2,938,523
<b>104063</b> CAPACITY STRENGTHENING AND TECHNICAL ASSISTANCE FOR THE IMPLEMENTATION OF THE STOCKHOLM CONVENTION (SC) NATIONAL IMPLEMENTATION PLANS (NIPS) IN AFRICAN LEAST DEVELOPED COUNTRIES (LDCS) OF THE SADC SUBREGION	<b>05.2011</b>	1,533,307	363,953	486,698
<b>104064</b> CAPACITY STRENGTHENING AND TECHNICAL ASSISTANCE FOR THE IMPLEMENTATION OF STOCKHOLM CONVENTION NIP'S IN AFRICAN LDCS OF ECOWAS SUBREGION	<b>05.2011</b>	4,045,722	484,955	781,073
<b>104065</b> CAPACITY STRENGTHENING AND TECHNICAL ASSISTANCE FOR THE IMPLEMENTATION OF THE STOCKHOLM CONVENTION NATIONAL IMPLEMENTATION PLANS (NIPS) IN AFRICAN LEAST DEVELOPED COUNTRIES (LCDS) OF THE COMESA SUBREGION	<b>05.2011</b>	2,530,547	441,102	685,047
<b>104071</b> GCLME PROJECT	<b>11.2004</b>	20,711,899	-71,062	20,669,100
<b>104072</b> DEMONSTRATING AND CAPTURING BEST PRACTICES AND TECHNOLOGIES FOR THE REDUCTION OF LAND-SOURCED IMPACTS RESULTING FROM COASTAL TOURISM	<b>01.2008</b>	5,333,618	880,120	4,425,273
<b>105229, 105314</b> STRATEGIC DEMONSTRATION PROJECT FOR ACCELERATED CONVERSION OF CFC CHILLERS IN 5 AFRICAN COUNTRIES	<b>10.2006</b>	2,470,956	83,993	1,821,169

Identification number and title	PAD issuance date	Total budget	Current year expenditure	Previous year expenditure
<b>106006</b> WEST AFRICA QUALITY PROGRAMME - SUPPORT TO COMPETITIVENESS AND HARMONIZATION OF TBT AND SPS MEASURES	09.2007	12,542,982	515	12,871,333
<b>106031</b> TRADE CAPACITY-BUILDING IN AGRO-INDUSTRY PRODUCTS FOR THE ESTABLISHMENT AND PROOF OF COMPLIANCE WITH INTERNATIONAL MARKET REQUIREMENTS	05.2007	1,849,466	-40,622	1,903,088
<b>106032</b> INSTITUTIONAL STRENGTHENING OF THE INTRA-AFRICA METROLOGY SYSTEM AFRIMETS	02.2010	517,307	-40,937	573,800
<b>106076</b> STRENGTHENING STANDARDS AND CONFORMITY ASSESSMENT INFRASTRUCTURE OF ECONOMIC AND MONETARY COMMUNITY OF CENTRAL AFRICA (CEMAC) FOR REGIONAL TRADE INTEGRATION - PREPARATORY ASSISTANCE	09.2011	160,591	13,924	139,021
<b>107158</b> SUPPORT TO THE AFRICAN UNION ACTION PLAN FOR THE ACCELERATED INDUSTRIAL DEVELOPMENT OF AFRICA	03.2012	91,603	-4,219	85,704
<b>120034</b> REGIONAL PROCESSING AND PACKAGING TECHNOLOGY EXHIBITION IN NAIROBI IN 2014	11.2012	54,660	4,818	45,397
<b>120057</b> PREPARATORY ASSISTANCE HUNGER RELIEF IN EAST AFRICA BY PRODUCING PROCESSED SOYA BEAN PRODUCTS	02.2012	29,194	-7,863	26,132
<b>120058</b> HUNGER RELIEF IN EAST AFRICA BY PRODUCING PROCESSED SOYA BEAN PRODUCTS	08.2013	933,620	-1,536	869,390
<b>120066</b> BOOSTING GROWTH IN SADC REGION THROUGH JAPAN-UNIDO COLLABORATION	03.2012	51,749	14,544	37,104
<b>120113</b> 3ADI PPP PLATFORM - PROMOTION OF INNOVATIVE PUBLIC PRIVATE PARTNERSHIP	11.2013	820,487	47,228	0
<b>120128</b> WEST AFRICA QUALITY SYSTEM (WAQS) - PA	08.2012	396,357	118,391	249,412
<b>120132</b> PROJECT TO SUPPORT THE ORGANIZATION OF THE AU-UNIDO CONFERENCE ON ECONOMIC DIVERSIFICATION AND MANUFACTURING FOR AFRICA	05.2012	470,984	-136,386	581,455
<b>120164</b> PA TO FORMULATE PROJECT FOR BUILDING FOOD SAFETY CAPACITY IN SOUTHERN AFRICA	12.2012	134,339	4,871	131,475
<b>120213</b> INNOVATION DEVELOPMENT AND ENTREPRENEURSHIP FOR ALL	03.2013	99,180	10,079	80,026
<b>120253</b> ESTABLISHMENT A SADCREEE CENTRE - PREPARATORY ASSISTANCE	03.2013	152,009	-527	130,668
<b>120259</b> ESTABLISHMENT OF FIRST OPERATIONAL PHASE OF THE EAC REGIONAL CENTRE FOR RENEWABLE ENERGY AND ENERGY EFFICIENCY	06.2013	96,373	10,812	70,050

<b>Identification number and title</b>	<b>PAD issuance date</b>	<b>Total budget</b>	<b>Current year expenditure</b>	<b>Previous year expenditure</b>
<b>120281</b> DIFFUSION STRATEGY OF GREEN TECHNOLOGY AND GREEN INDUSTRY IN AFRICA	<b>11.2012</b>	237,818	88,794	154,831
<b>120283</b> KEMCO-UNIDO AFRICA SUSTAINABLE ENERGY AND CLIMATE CHANGE CAPACITY-BUILDING PROJECT	<b>12.2014</b>	370,565	57,661	202,462
<b>120363</b> REGIONAL APPROACH FOR THE IMPLEMENTATION OF HPMPs IN SUB-SAHARAN AFRICAN COUNTRIES	<b>12.2012</b>	268,570	1,896	252,077
<b>120386</b> RAF - ESTABLISHING A SADCREEE CENTRE	<b>02.2014</b>	993,067	141,763	0
<b>120435</b> ORGANIZATION OF THE AFRICA INDUSTRIAL DAY 2012	<b>10.2012</b>	117,197	-9,262	122,742
<b>120469</b> UNIDO SUPPORT TO AUC FOR FUNDS MOBILIZATION FOR AIDA	<b>01.2014</b>	111,234	8,263	91,142
<b>120510</b> THE THIRD INDUSTRIAL REVOLUTION: IMPLICATIONS FOR AFRICA	<b>01.2014</b>	158,013	-19,594	152,909
<b>120554</b> SUPPORTING AGRIBUSINESS DEVELOPMENT IN SOUTH SUDAN AND ETHIOPIA THROUGH COOPERATION WITH ISRAEL AND THE CZECH REPUBLIC	<b>01.2013</b>	205,870	51,891	83,737
<b>120594</b> STRATEGY FOR DISPOSAL AND DESTRUCTION OF ODS FOR SIX LOW-VOLUME-CONSUMING CENTRAL AFRICAN COUNTRIES	<b>05.2013</b>	77,601	324	50,067
<b>130020</b> PROMOTING INCLUSIVE AND VIBRANT GROWTH OF AFRICA BY INVESTING IN YOUTH THROUGH ENTREPRENEURSHIP, TECHNICAL AND VOCATIONAL EDUCATION	<b>06.2014</b>	1,163,920	333,606	0
<b>130028</b> LOW CARBON AND CLIMATE RESILIENT INDUSTRIAL DEVELOPMENT IN AFRICA	<b>11.2013</b>	1,828,408	366,366	14,064
<b>130035</b> PROMOTION OF BAT AND BEP TO REDUCE UPOPS RELEASES FROM WASTE OPEN BURNING IN THE PARTICIPATING COUNTRIES OF SADC SUBREGION	<b>04.2014</b>	180,000	131,623	0
<b>130036</b> PROJECT TO SUPPORT THE ORGANIZATION OF THE 20TH CONFERENCE OF AFRICAN MINISTERS OF INDUSTRY IN JUNE 2013	<b>01.2014</b>	525,901	55,233	427,182
<b>130058</b> EAST AFRICAN COMMUNITY REGIONAL SYSTEM OF INNOVATION (EACRSI) SURVEY	<b>01.2014</b>	128,779	31,590	54,734
<b>130067</b> REVITALIZATION OF FOREST TRAINING CENTRES IN THE SADC REGION FOR GREEN EMPLOYMENT	<b>12.2014</b>	734,318	297,333	0
<b>130101</b> ANNUAL RETREAT OF THE AFRICA GROUP IN NEW YORK ON THE TRANSFORMATIVE AGENDA FOR AFRICA	<b>04.2013</b>	91,674	5,478	82,901
<b>130180</b> REVITALIZATION OF FOREST TRAINING CENTRES IN THE SADC REGION FOR GREEN EMPLOYMENT	<b>09.2013</b>	40,607	774	38,290

Identification number and title	PAD issuance date	Total budget	Current year expenditure	Previous year expenditure
<b>130238</b> START-UP AND FIRST OPERATIONAL PHASE OF THE EAST AFRICAN CENTRE FOR RENEWABLE ENERGY AND ENERGY EFFICIENCY (EACREEE)	<b>02.2014</b>	1,007,305	176,538	0
<b>130287</b> PREPARATORY ASSISTANCE FOR REGIONAL INDUSTRIAL UPGRADING AND MODERNIZATION PROGRAMME OF ECONOMIC AND MONETARY COMMUNITY	<b>12.2013</b>	151,724	99,779	0
<b>130302</b> INSTITUTIONAL STRENGTHENING OF THE INTRA-AFRICA METROLOGY SYSTEM (AFRIMETS PHASE II)	<b>02.2014</b>	228,530	140,630	0
<b>140028</b> THE EUROPEAN UNION AFRICAN BUSINESS FORUM IN BRUSSELS, MARCH/APRIL 2014	<b>03.2014</b>	57,694	40,611	0
<b>140203</b> WEST AFRICAN QUALITY SYSTEM SUPPORT FOR THE IMPLEMENTATION OF THE ECOWAS QUALITY POLICY	<b>10.2014</b>	2,729,543	42,155	0
<b>ARAB REGION</b>				
<b>105228</b> REGIONAL DEMONSTRATION PROJECT ON ALTERNATIVES TO THE USE OF METHYL BROMIDE FOR TREATMENT OF HIGH MOISTURE DATES	<b>05.2008</b>	306,812	47,914	119,792
<b>120541</b> ENHANCEMENT OF REGIONAL TRADE CAPACITIES IN FOOD THROUGH HARMONIZED REGIONAL CONFORMITY ASSESSMENT AND FOOD SAFETY SYSTEMS	<b>02.2014</b>	6,038,850	66,125	0
<b>120650</b> EGM: AN INNOVATIVE APPROACH TO GREEN GROWTH AND JOB CREATION IN THE MENA REGION	<b>02.2013</b>	101,772	7,721	7,226
<b>140075</b> DEVELOPING THE REGIONAL GCC QUALITY POLICY TO HARMONIZE REGIONAL QUALITY INFRASTRUCTURE REQUIREMENTS IN SUPPORT OF THE GCC COMMON MARKET	<b>04.2014</b>	19,157	2,253	0
<b>ASIA AND THE PACIFIC REGION</b>				
<b>101137</b> SURVEY ON THE POST-HARVEST LOSSES (PHL) OF MAIN FOOD COMMODITIES IN ASEAN COUNTRIES - A BASELINE STUDY FOR THE DEVELOPMENT OF TA PROJECTS ON THE REDUCTION OF PHL IN EXPORTING AND IMPORTING COUNTRIES	<b>11.2010</b>	196,500	-18,316	193,467
<b>104066</b> DEMONSTRATION OF BAT AND BEP IN FOSSIL FUEL-FIRED UTILITIES AND INDUSTRIAL BOILERS IN RESPONSE TO THE STOCKHOLM CONVENTION ON PERSISTENT ORGANIC POLLUTANTS (POPS)	<b>05.2010</b>	3,980,000	854,442	2,376,020
<b>104067</b> DEMONSTRATION OF BAT AND BEP IN FOSSIL FUEL-FIRED UTILITIES AND INDUSTRIAL BOILERS IN RESPONSE TO THE STOCKHOLM CONVENTION ON PERSISTENT ORGANIC POLLUTANTS (POPS)	<b>06.2011</b>	68,403	11,560	54,596

Identification number and title	PAD issuance date	Total budget	Current year expenditure	Previous year expenditure
<b>104068</b> REGIONAL PLAN FOR INTRODUCTION OF BAT/BEP STRATEGIES TO INDUSTRIAL SOURCE CATEGORIES OF STOCKHOLM CONVENTION ANNEX C OF ARTICLE 5 IN THE EAST AND SOUTH-EAST ASIA REGION	08.2010	950,000	7,987	940,925
<b>104088</b> REGIONAL NETWORK ON PESTICIDES FOR ASIA AND THE PACIFIC	06.2009	386,584	81,050	186,473
<b>104105</b> EXPANSION AND SCALING-UP OF THE APPLICATION OF RESOURCE EFFICIENT AND CLEANER PRODUCTION (RECP) IN THE ASEAN REGION - PREPARATORY ASSISTANCE	07.2010	176,050	-2,082	175,776
<b>104136</b> REGIONAL PLAN FOR INTRODUCTION OF BAT/BEP STRATEGIES TO INDUSTRIAL SOURCE CATEGORIES OF STOCKHOLM CONVENTION ANNEX C OF ARTICLES 5 IN ESEA REGION	06.2011	85,756	4,479	82,499
<b>106033</b> TRADE CAPACITY-BUILDING IN THE MEKONG DELTA COUNTRIES OF CAMBODIA, LAO PDR AND VIET NAM, THROUGH STRENGTHENING INSTITUTIONAL AND NATIONAL CAPACITIES RELATED TO STANDARDS, METROLOGY, TESTING AND QUALITY (SMTQ) - PHASE II	04.2006	1,940,760	-20,396	1,992,268
<b>106034</b> MARKET ACCESS AND TRADE FACILITATION SUPPORT FOR SOUTH ASIAN LDCS, THROUGH STRENGTHENING INSTITUTIONAL AND NATIONAL CAPACITIES RELATED TO STANDARDS, METROLOGY, TESTING AND QUALITY (SMTQ) - PHASE II & III	08.2013	3,400,447	154,649	2,816,977
<b>106049</b> PROMOTION AND TRANSFER OF MARINE CURRENT EXPLOITATION TECHNOLOGY IN CHINA AND SOUTH-EAST ASIA (PILOT PLANTS)	10.2005	799,320	30,024	454,327
<b>106078</b> TRADE CAPACITY-BUILDING IN THE MEKONG DELTA COUNTRIES OF CAMBODIA, LAO PEOPLE'S DEMOCRATIC REPUBLIC AND VIET NAM, THROUGH STRENGTHENING INSTITUTIONAL AND NATIONAL CAPACITIES RELATED TO STANDARDS, METROLOGY, TESTING AND QUALITY (SMTQ) PHASE III	10.2011	1,401,972	522,040	503,965
<b>108016</b> TRADE CAPACITY-BUILDING IN THE MEKONG DELTA COUNTRIES OF CAMBODIA, LAO PDR AND VIET NAM, THROUGH STRENGTHENING INSTITUTIONAL AND NATIONAL CAPACITIES RELATED TO STANDARDS, METROLOGY, TESTING AND QUALITY (SMTQ) - PHASE II (INDEPENDENT EVALUATION)	04.2006	28,131	-2,680	28,877
<b>120053</b> PATHWAYS TO GREEN INDUSTRIES IN ASEAN COUNTRIES: UNIDO/ERIA/IDE JOINT RESEARCH PROJECT	05.2012	275,749	-5,276	206,471
<b>120067</b> SUSTAINABLE SUPPLIER DEVELOPMENT PROGRAMME (SSDP): A PUBLIC-PRIVATE PARTNERSHIP TO INCREASE SAFE AND SUSTAINABLE SOURCING AND BUSINESS LINKAGES BETWEEN SUPPLIERS IN MALAYSIA AND JAPANESE RETAILERS	10.2012	442,478	105,558	319,338

Identification number and title	PAD issuance date	Total budget	Current year expenditure	Previous year expenditure
<b>120225</b> STRATEGIC PROGRAMME FOR SCALING UP RENEWABLE ENERGY (RE) MARKETS IN TARGETED SMALL ISLAND DEVELOPING STATES (SIDS) IN THE PACIFIC ISLAND REGION	<b>12.2012</b>	759,720	251,968	89,500
<b>120420</b> DEMONSTRATION OF BAT AND BEP IN THE MANAGEMENT OF OPEN BURNING ACTIVITIES IN RESPONSE TO THE STOCKHOLM CONVENTION ON PERSISTENT ORGANIC POLLUTANTS	<b>06.2013</b>	200,000	90,575	69,785
<b>120454</b> GREEN INDUSTRY FOR LOW CARBON GROWTH IN CAMBODIA, LAO AND MYANMAR	<b>02.2013</b>	663,897	124,233	49,575
<b>130117</b> PROMOTE THE DEVELOPMENT OF AN ECOLOGICAL CITIES (ECO-CITIES) NETWORK IN SOUTH-EAST ASIA	<b>08.2013</b>	526,288	187,738	125,196
<b>130151</b> PROMOTING LOW-GLOBAL WARMING POTENTIAL REFRIGERANTS FOR AIRCONDITIONING SECTORS IN HIGH-AMBIENT TEMPERATURE COUNTRIES IN WEST ASIA	<b>05.2013</b>	364,999	245,327	36,713
<b>130156</b> PACE-NET PLUS (PACIFIC-EUROPE NETWORK FOR SCIENCE, TECHNOLOGY AND INNOVATION)	<b>01.2014</b>	128,908	106,027	0
<b>140327</b> PROCUREMENT OF REFRIGERATION IDENTIFIERS FOR SOUTH-EAST ASIA	<b>11.2014</b>	363,636	363,636	0
<b>EUROPE AND CENTRAL ASIA REGION</b>				
<b>100038</b> RESOURCE EFFICIENT AND CLEANER PRODUCTION (RECP) REGIONAL NETWORK FOR STRENGTHENING COOPERATION AND FOSTERING TRANSFER AND ADAPTATION OF RECP TECHNOLOGIES IN THE COUNTRIES OF SOUTH-EASTERN EUROPE	<b>10.2012</b>	707,334	278,307	147,479
<b>105367</b> REGIONAL DEMONSTRATION PROJECT ON REPLACEMENT OF CFC CENTRIFUGAL CHILLERS	<b>12.2005</b>	1,069,074	149,790	916,076
<b>105426</b> PREPARATION FOR A PILOT DEMONSTRATION PROJECT ON ODS WASTE MANAGEMENT AND DISPOSAL	<b>12.2011</b>	34,996	-2,852	37,848
<b>120143</b> REGIONAL RESOURCE EFFICIENT AND CLEANER PRODUCTION (RECP) DEMONSTRATION PROGRAMME FOR EU EASTERN NEIGHBORHOOD	<b>04.2014</b>	1,527,560	418,153	38,828
<b>120381</b> REGIONAL DEMONSTRATION PROJECT FOR COORDINATED MANAGEMENT OF ODS AND POPS DISPOSAL	<b>03.2014</b>	275,000	93,434	0
<b>120443</b> IMPROVEMENT OF INDUSTRIAL STATISTICS IN CIS COUNTRIES	<b>06.2012</b>	929,205	167,718	50,343
<b>130088</b> REGIONAL CONFERENCE ON INDUSTRIAL PARKS AS A TOOL TO FOSTER LOCAL INDUSTRIAL DEVELOPMENT	<b>02.2014</b>	96,308	94,298	0

Identification number and title	PAD issuance date	Total budget	Current year expenditure	Previous year expenditure
<b>130152</b> DEMONSTRATION OF A REGIONAL STRATEGY FOR ODS WASTE MANAGEMENT AND DISPOSAL IN THE ECA REGION	<b>05.2013</b>	274,480	178,965	0
<b>130165</b> REGIONAL PROGRAMME FOR SOCIAL INCLUSION THROUGH GREEN ENTREPRENEURSHIP IN ALBANIA, CROATIA, FYR MACEDONIA, MOLDOVA, MONTENEGRO, HUNGARY, ROMANIA, SERBIA, SLOVAKIA, TURKEY AND UKRAINE PHASE I: THE CASE OF HUNGARY	<b>06.2013</b>	10,919	6,283	2,873
<b>130293</b> BRUSSELS ENHANCED WORK PROGRAMME 2013-2014	<b>11.2013</b>	96,505	39,181	1,200
<b>140010</b> REGIONAL (CIS) CAPACITY-BUILDING FOR DEVELOPING PROGRAMMES FOR MITIGATION OF GLOBAL ENVIRONMENTAL PROBLEMS	<b>02.2014</b>	442,478	144,676	0
<b>140061</b> FRUIT PROCESSING AND MARKETING FOR ECONOMIC INCLUSION OF YOUTH AND WOMEN IN NORTHERN ARMENIA AND SOUTHERN GEORGIA	<b>04.2014</b>	27,586	27,746	0
<b>LATIN AMERICA AND THE CARRIBEAN REGION</b>				
<b>100143</b> OBSERVATORY FOR RENEWABLE ENERGY IN LATIN AMERICA AND THE CARIBBEAN: TOWARDS CENTERS OF EXCELLENCE IN RENEWABLE ENERGY	<b>05.2012</b>	603,116	5,225	588,977
<b>100271</b> IMPLEMENTING INTEGRATED MEASURES FOR MINIMIZING MERCURY RELEASES FROM ARTISANAL GOLD MINING	<b>01.2012</b>	999,900	308,946	233,915
<b>102121</b> TECHNOLOGY FORESIGHT INITIATIVE FOR LATIN AMERICA AND THE CARIBBEAN COUNTRIES: REGIONAL PRODUCTIVE CHAINS - THE FUTURE OF PRODUCTS OF THE ANDEAN HIGH PLATEAU AND CENTRAL VALLEYS -TEXTILES FROM CAMELID FIBERS	<b>05.2009</b>	285,986	-34	294,314
<b>103113</b> PREPARATORY ASSISTANCE FOR DEVELOPING A REGIONAL PROGRAMME: "OBSERVATORY ON RENEWABLE ENERGY FOR LATIN AMERICA AND THE CARIBBEAN" IN URUGUAY AND BRAZIL	<b>11.2010</b>	3,424,886	-539	3,492,282
<b>105315</b> TECHNICAL ASSISTANCE TO INTRODUCE NEW EMERGING CHEMICAL ALTERNATIVES FOR THE REPLACEMENT OF METHYL BROMIDE	<b>06.2008</b>	147,400	12,271	134,943
<b>107084</b> INDUSTRIAL KNOWLEDGE BANK	<b>03.2012</b>	218,222	-780	230,145
<b>120076</b> PREPARATION AND HOLDING OF THE 4TH UNIDO-GRULAC EGM: INDUSTRIAL POLICIES FOR GROWTH BASED ON RESOURCES EFFICIENCY	<b>06.2012</b>	144,343	16,116	145,937
<b>120612</b> REGIONAL TRADE STANDARDS COMPLIANCE REPORT FOR LATIN AMERICA AND THE CARIBBEAN	<b>03.2013</b>	158,779	5,984	33,372



Identification number and title	PAD issuance date	Total budget	Current year expenditure	Previous year expenditure
<b>130211</b> DEVELOPMENT AND IMPLEMENTATION OF A SUSTAINABLE MANAGEMENT MECHANISM FOR PERSISTENT ORGANIC POLLUTANTS IN THE CARIBBEAN	<b>11.2013</b>	200,000	32,709	149,850
<b>130276</b> PREPARATORY ASSISTANCE FOR THE ESTABLISHMENT OF THE CARIBBEAN CENTRE FOR RENEWABLE ENERGY AND ENERGY EFFICIENCY	<b>01.2014</b>	137,931	128,735	0
<b>140141</b> UNIDO INDUSTRIAL KNOWLEDGE BANK (IKB)	<b>10.2014</b>	64,980	1,852	0
<b>140200</b> SUPPORT TO THE G77 CONFERENCE OF MINISTERS OF INDUSTRY ON NATURAL RESOURCE GOVERNANCE AND INDUSTRIALIZATION	<b>08.2014</b>	165,517	87,693	0
<b>GLOBAL</b>				
<b>090041</b> AE/JPO MS. AMI OKAMOTO	<b>09.2008</b>	240,830	-29,486	227,602
<b>090042</b> AE/JPO MS. HEDDA FEMUNSENDEN	<b>12.2008</b>	193,753	-855	182,895
<b>100035</b> GLOBAL PROMOTION, ADAPTATION AND APPLICATION OF INNOVATIVE CHEMICAL LEASING BUSINESS APPROACHES FOR SOUND CHEMICALS MANAGEMENT	<b>09.2013</b>	414,730	93,912	272,714
<b>100050</b> JOINT UNIDO-UNEP PROGRAMME ON RESOURCE EFFICIENT AND CLEANER PRODUCTION (RECP) IN DEVELOPING AND TRANSITION COUNTRIES	<b>02.2014</b>	7,522,505	2,220,413	3,617,817
<b>100081</b> STRENGTHENING COOPERATION BETWEEN UNIDO AND THE ENHANCED INTEGRATED FRAMEWORK (EIF)	<b>12.2011</b>	351,876	64,739	72,218
<b>100175</b> SUPPORT TO THE ESTABLISHMENT AND DEVELOPMENT OF AN INTERNATIONAL CENTRE ON NANOTECHNOLOGY (ICN)	<b>01.2012</b>	454,545	736	316,779
<b>100340</b> REDUCTION OF TOXIC POLLUTION THREATENING THE ENVIRONMENT AND THE HEALTH OF VULNERABLE COMMUNITIES	<b>01.2012</b>	5,276,210	2,111,976	3,099,950
<b>101120</b> SUPPORT TO THE AGRI-BUSINESS AND AGRO-INDUSTRY DEVELOPMENT INITIATIVE	<b>08.2010</b>	1,329,548	79,021	1,401,936
<b>102044</b> OPERATIONAL PHASE OF THE INTERNATIONAL CENTRE FOR ADVANCEMENT OF MANUFACTURING TECHNOLOGY (ICAMT)	<b>05.2008</b>	1,940,536	-37,343	1,887,169
<b>102056</b> PROMOTION OF INDUSTRIAL INVESTMENT IN DEVELOPING COUNTRIES AND ECONOMIES IN TRANSITION - ITPO UK (CONTINUATION OF PROJECT TF/GLO/03/008)	<b>07.2008</b>	562,902	12,476	574,496
<b>102057</b> UNIDO - BUSINESS PARTNERSHIP PROGRAMME: ICT FOR DEVELOPMENT	<b>08.2008</b>	152,291	-1,500	156,121

Identification number and title	PAD issuance date	Total budget	Current year expenditure	Previous year expenditure
<b>102062, 120117, 130209</b> STRENGTHENING THE LOCAL PRODUCTION OF ESSENTIAL MEDICINES IN DEVELOPING COUNTRIES THROUGH ADVISORY AND CAPACITY-BUILDING SUPPORT	03.2011	6,212,449	1,435,105	2,615,572
<b>102080</b> UNIDO CENTRE FOR INTERNATIONAL INDUSTRIAL COOPERATION IN THE RUSSIAN FEDERATION	12.2007	1,576,674	149,862	1,247,613
<b>102085, 130292</b> UNIDO INVESTMENT AND TECHNOLOGY PROMOTION OFFICE FOR CHINA IN BEIJING	03.2011	3,122,167	1,112,919	1,898,698
<b>102106</b> SERVICE DE L'ONUDI EN FRANCE/BUREAU DE PARIS POUR LE RENFORCEMENT DE LA COOPERATION INDUSTRIELLE ENTRE LA FRANCE ET LES PAYS EN DEVELOPPEMENT (POURSUITE DU PROJET UE/GLO/04/004)	01.2009	7,014,858	126,557	7,008,977
<b>102108</b> PROGRAMME TO INCREASE AVAILABILITY OF HIGH QUALITY AND SAFEFOOD AND REDUCE POST HARVEST LOSSES IN ACP COUNTRIES: ESTABLISHMENT OF ETRACE AS AN EXCELLENCE CENTRE FOR TRACEABILITY AND AGRIBUSINESS TRADE DEVELOPMENT	07.2009	1,032,927	-561	1,046,760
<b>102109, 130290</b> UNIDO SERVICE IN ITALY FOR THE PROMOTION OF INDUSTRIAL INVESTMENT AND TECHNOLOGY AND FOR COLLABORATION BETWEEN ITALIAN AND DEVELOPING COUNTRY ENTERPRISES (SMES)	05.2009	8,124,357	662,924	6,998,038
<b>102132, 130308</b> UNIDO INVESTMENT AND TECHNOLOGY PROMOTION OFFICE IN SEOUL, REPUBLIC OF KOREA	03.2009	1,708,602	337,391	1,277,391
<b>102133, 130257</b> UNIDO SERVICE IN JAPAN FOR THE PROMOTION OF INDUSTRIAL INVESTMENT IN DEVELOPING COUNTRIES (INVESTMENT AND TECHNOLOGY PROMOTION OFFICE)	09.2013	9,484,533	1,494,709	4,922,088
<b>102134, 130278</b> ITPO BAHRAIN	02.2011	7,255,093	1,143,203	4,764,400
<b>103085</b> ESTABLISHING SUSTAINABLE LIQUID BIOFUELS PRODUCTION WORLDWIDE (A TARGETED RESEARCH PROJECT)	12.2010	716,865	-4,147	701,735
<b>103155</b> TEGLO11030 - RETF PRE-PIF FUNDS GEF 5	10.2011	436,734	65,246	305,031
<b>104041</b> DEVELOPMENT OF THE GUIDELINES FOR UPDATING OF NATIONAL IMPLEMENTATION PLANS (NIPS) UNDER THE STOCKHOLM CONVENTION	04.2011	737,981	15,496	703,936
<b>104079</b> FACILITATOR MECHANISM FOR THE ESTABLISHMENT OF AN INTERNATIONAL INDUSTRIAL BIOTECHNOLOGY NETWORK (IIBN)	10.2009	1,510,185	267,649	714,116
<b>105100</b> MOBILIZING CO-FINANCING FOR MULTILATERAL FUND FUNDED PROJECTS BASED ON THE "MONETIZATION" OF THEIR CLIMATE BENEFITS	06.2011	200,000	23,929	175,425
<b>106019</b> TRADE STANDARDS COMPLIANCE REPORT	11.2008	251,349	-5,636	264,033
<b>106021</b> TSCR-TRADE STANDARDS COMPLIANCE REPORT	03.2011	407,213	20,735	384,444

Identification number and title	PAD issuance date	Total budget	Current year expenditure	Previous year expenditure
<b>106023</b> UNIDO/DG SANCO - DEVELOPMENT & PILOT APPLICATIONS OF A FOOD SAFETY ALERT RAPID RESPONSE FACILITY	<b>06.2011</b>	709,027	217,797	380,663
<b>106079</b> TRADE CAPACITY-BUILDING RESOURCE GUIDE (WEB-BASED INTERACTIVE TOOL)	<b>08.2011</b>	181,834	4,016	179,153
<b>107033</b> ENHANCING IT COOPERATION AND PARTNERSHIPS IN THE ASIA-PACIFIC REGION	<b>03.2009</b>	34,876	2,989	21,946
<b>107037</b> ENHANCING IT COOPERATION AND PARTNERSHIPS IN THE ASIA-PACIFIC REGION	<b>02.2009</b>	333,138	8,694	283,225
<b>108005</b> BUFFER ACCOUNT FOR TRUST FUND	<b>05.2011</b>	5,471	2,641	5,471
<b>108007</b> ESTABLISHMENT OF A UNIDO CENTRE FOR SOUTH-SOUTH INDUSTRIAL COOPERATION, BEIJING, CHINA	<b>06.2008</b>	981,225	-22,812	971,485
<b>108010</b> 2011 SUPPORT FOR UN -ENERGY: LAUNCHING THE GLOBAL CAMPAIGN AND PREPARING FOR THE 2012 INTERNATIONAL YEAR OF SUSTAINABLE ENERGY FOR ALL	<b>07.2011</b>	383,848	-13,190	386,742
<b>108043</b> SUPPORT TO THE UN SECRETARY-GENERAL'S INITIATIVE ON SUSTAINABLE ENERGY FOR ALL - DANISH CONTRIBUTION	<b>09.2011</b>	99,002	-843	98,876
<b>109003</b> GLOBAL KNOWLEDGE MANAGEMENT SYSTEM FOR PRIVATE SECTOR DEVELOPMENT (PSD)	<b>08.2010</b>	705,608	845	712,328
<b>109007</b> ASSOCIATE EXPERT/JPO MR. PHILIPP NEUERBURG	<b>09.2010</b>	364,480	5,057	365,503
<b>109014</b> REVIEW OF CIP INDEX METHODOLOGY	<b>07.2011</b>	79,313	17,915	57,549
<b>109029</b> INDUSTRIAL POLICY SUPPORT FUND	<b>11.2011</b>	824,226	88,581	83,695
<b>110041</b> UNIDO-UNU JOINT PHD RESEARCH	<b>12.2011</b>	82,491	0	77,395
<b>120001</b> ASSOCIATE EXPERT (JPO) ON PRIVATE SECTOR DEVELOPMENT	<b>01.2012</b>	253,513	6,517	252,009
<b>120002</b> ASSOCIATE EXPERT (JPO) - MS. SUNYOUNG SUH	<b>01.2012</b>	217,307	58,556	125,048
<b>120005</b> VIENNA ENERGY FORUM 2013: ONE YEAR AFTER RIO+20: THE ENERGY FUTURE WE WANT	<b>05.2012</b>	835,675	104	805,267
<b>120044</b> UNITED NATIONS GLOBAL SOUTH-SOUTH DEVELOPMENT EXPO 2012	<b>05.2013</b>	760,956	115,706	416,637
<b>120052</b> IMPACT OF GREEN INDUSTRIAL INVESTMENT ON EMPLOYMENT	<b>04.2013</b>	318,215	43,822	273,209
<b>120059</b> UNIDO SUPPORT FOR THE DEVELOPMENT AND PROMOTION OF UNIDO-GEF ACTIVITIES AND PROJECTS	<b>04.2012</b>	309,466	137,955	163,544

Identification number and title	PAD issuance date	Total budget	Current year expenditure	Previous year expenditure
<b>120064</b> ORGANIZATION OF GREEN TECHNOLOGY EXHIBITION AT RIO+20 UNITED NATIONS CONFERENCE ON SUSTAINABLE DEVELOPMENT	04.2012	388,485	-14,048	402,533
<b>120071</b> PREPARATORY ASSISTANCE FOR THE CLIMATE TECHNOLOGY CENTER & NETWORK (CTC&N)	02.2012	59,622	5,294	50,271
<b>120098</b> STRENGTHENING OF THE OPERATION PHASE OF THE UNIDO CENTER FOR SOUTH-SOUTH INDUSTRIAL COOPERATION PHASE II	05.2013	295,131	101,859	58,577
<b>120107</b> UNIDO GREEN INDUSTRY INITIATIVE PHASE II	03.2013	1,005,182	338,072	637,009
<b>120193</b> UNIDO AT RIO+20	03.2012	651,088	10,286	606,563
<b>120199</b> CREATING A COMPETITIVE EDGE THROUGH AGRICULTURAL MECHANIZATION AND POST-HARVEST TECHNOLOGY IN DEVELOPING COUNTRIES	04.2012	81,540	9,436	67,303
<b>120212</b> LEARNING AND KNOWLEDGE DEVELOPMENT FACILITY: A SIDA-UNIDO MANUFACTURING SKILLS DEVELOPMENT RESOURCE	08.2012	1,055,445	247,499	194,881
<b>120240</b> THEMATIC EVALUATION - TCB TRUST FUND	04.2012	91,672	9,976	27,605
<b>120244</b> ROUND TABLE OF ASIA 2050: CHALLENGES AND OPPORTUNITIES FOR GLOBAL PROSPERITY	07.2012	181,373	-6,000	180,046
<b>120249</b> SUPPORT PROGRAMME FOR CCA/UNDAF/DAO ACTIVITIES AND TC PORTFOLIO DEVELOPMENT BY UNIDO FIELD UNITS	05.2012	1,002,355	235,225	747,789
<b>120291</b> INTERNATIONAL WORKSHOPS ON SUSTAINABLE PRODUCTION IN LEATHER, ACCREDITATION AND RECYCLING TECHNOLOGIES	02.2013	148,612	51,360	91,887
<b>120310</b> GREEN INDUSTRIAL SKILLS FOR SUSTAINABLE DEVELOPMENT - RISKS AND CHALLENGES FOR LEAST DEVELOPED COUNTRIES	12.2012	377,409	28,716	310,086
<b>120358</b> UNIDO PARTICIPATION IN ALPBACH POLITICAL SYMPOSIUM 2012	07.2012	22,625	4,753	18,558
<b>120401</b> DEMONSTRATION PROJECTS ON ALTERNATIVES TO METHYL BROMIDE FOR QUARANTINE AND PRE-SHIPMENT (QPS) APPLICATIONS	12.2012	134,873	23,885	75,681
<b>120444</b> CLIMATE TECHNOLOGY CENTER & NETWORK (CTCN)	10.2013	1,318,644	309,477	1,863
<b>120449</b> STRENGTHENING GENDER MAINSTREAMING IN UNIDO PROGRAMMES	10.2012	313,772	115,747	170,278
<b>120468</b> SUMMER COURSE: GREEN INDUSTRY: PATHWAYS TOWARDS THE INDUSTRY OF THE FUTURE	09.2012	66,020	-1,337	62,882

Identification number and title	PAD issuance date	Total budget	Current year expenditure	Previous year expenditure
<b>120483</b> RAPID RESPONSE FOR SHORT-TERM ADVISORY SERVICES TO NSOS AND IMPROVEMENT OF THE QUALITY OF QUARTERLY PRODUCTION REPORTS	<b>10.2012</b>	100,843	45,968	45,650
<b>120496</b> YOUTH EMPLOYMENT AND GENDER	<b>11.2012</b>	41,581	5,476	29,350
<b>120546</b> SUSTAINABLE INDUSTRIAL DEVELOPMENT: EXPERIENCE OF BRICS IN ACHIEVING COMPETITIVENESS, INNOVATION AND JOB CREATION	<b>10.2012</b>	76,156	39,729	36,781
<b>120547</b> STRATEGIC PARTNERSHIPS WITH MEMBER STATES	<b>12.2012</b>	263,793	77,664	56,258
<b>120560</b> IDENTIFICATION AND DISSEMINATION OF GOOD PRACTICES IN QUALITY INFRASTRUCTURE DEVELOPMENT - INCREASING AID EFFECTIVENESS	<b>11.2012</b>	91,634	3,018	64,798
<b>120563</b> UNIDO ENGAGEMENT WITH THE POST-2015 DEVELOPMENT AGENDA AND SUSTAINABLE DEVELOPMENT GOALS PROCESSES	<b>12.2012</b>	403,581	154,196	181,130
<b>120601</b> LOW CARBON LOW EMISSION CLEAN ENERGY TECHNOLOGY TRANSFER PROGRAMME	<b>08.2013</b>	4,974,809	1,571,460	230,629
<b>120620</b> COORDINATION OF WORLD WATER DAY CELEBRATIONS AND PRODUCTION OF WWDR 5 BY UNIDO	<b>02.2013</b>	99,389	42,084	56,726
<b>120634</b> IOMC TOOLBOX FOR DECISION MAKING IN CHEMICALS MANAGEMENT - PHASE II: MODIFICATION, EXPANSION AND PROMOTION	<b>07.2014</b>	83,802	80,642	0
<b>120641</b> UNDG THEMATIC CONSULTATIONS ON ENERGY: POST-2015 DEVELOPMENT AGENDA AND THE ENERGY FUTURE WE WANT FOR ALL	<b>04.2013</b>	53,982	4,593	33,185
<b>120642</b> DEVELOPMENT OF UNIDO OPERATIONAL STRATEGY FOR SOUTH-SOUTH AND TRIANGULAR COOPERATION	<b>12.2012</b>	27,014	11,550	14,410
<b>120651</b> INTERGOVERNMENTAL CONSULTATIONS AS A PREPARATION FOR THE HIGH-LEVEL CONFERENCE ON MIDDLE-INCOME COUNTRIES (MICS) IN COSTA RICA IN 2013	<b>02.2013</b>	100,580	27,716	70,213
<b>130005</b> PUBLICATION OF WORLD SMALL HYDROPOWER REPORT 2013	<b>05.2013</b>	57,554	13,362	44,537
<b>130010</b> SUSTAINABLE ENERGY FOR ALL	<b>02.2013</b>	119,048	-4,171	116,552
<b>130027</b> THEMATIC EVALUATION OF UNIDO'S POST-CRISIS INTERVENTIONS. PERIOD COVERED: 2004-2012	<b>02.2013</b>	40,139	-16	31,814
<b>130052</b> INDEPENDENT THEMATIC EVALUATION. UNIDO'S PUBLIC PRIVATE PARTNERSHIPS	<b>02.2013</b>	61,209	20,069	21,209
<b>130090</b> PARTNERSHIP FOR ACTION ON GREEN ECONOMY (PAGE): SUPPORTING CHANGE FOR THE FUTURE WE WANT	<b>06.2014</b>	841,026	319,564	0

Identification number and title	PAD issuance date	Total budget	Current year expenditure	Previous year expenditure
<b>130092</b> UNIDO CONTRIBUTION TO THE FIFTH TOKYO INTERNATIONAL CONFERENCE ON AFRICAN DEVELOPMENT (TICAD V) 2013	<b>03.2013</b>	213,021	37,579	137,961
<b>130107</b> HIGH-LEVEL DIALOGUES AND INDUSTRY LEADERS ROUNDTABLE AT THE HIGH-LEVEL CONFERENCE OF MIDDLE-INCOME COUNTRIES (MICS)	<b>05.2013</b>	100,583	25,021	70,625
<b>130114</b> UNIDO SUPPORT FOR THE NEW IMPLEMENTATION ARRANGEMENTS FOR THE SUSTAINABLE ENERGY FOR ALL INITIATIVE (SE4ALL)	<b>04.2013</b>	604,500	290,603	305,064
<b>130125</b> EGM ON NATURAL SUBSTANCES	<b>05.2013</b>	100,434	0	75,883
<b>130126</b> PHASE II - IMPLEMENTING THE "STRATEGIC FRAMEWORK FOR UNIDO PARTNERSHIPS WITH MULTINATIONAL COMPANIES AND PRIVATE SECTOR"	<b>05.2013</b>	270,846	88,838	126,441
<b>130142, 130246, 140194</b> ADVOCACY SUPPORT FOR MAJOR UNIDO EVENTS	<b>07.2013</b>	295,317	176,020	69,646
<b>130159</b> STRATEGIC POSITIONING OF UNIDO'S MANDATE IN THE POST-2015 DEVELOPMENT AGENDA AND SUSTAINABLE DEV GOALS (SDGS) AT UNHQ	<b>05.2013</b>	100,599	28,925	71,560
<b>130207</b> ENHANCING THE QUALITY OF UNIDO'S DEVELOPMENT INTERVENTIONS THROUGH EVIDENCE-BASED MONITORING AND ASSESSMENT	<b>09.2013</b>	91,631	1,313	0
<b>130225</b> ORGANIZATION OF AN AUDITORIUM SESSION: PRODUCTIVE WORK FOR YOUTH AT THE EUROPEAN DEVELOPMENT DAYS	<b>08.2013</b>	24,000	-1,355	19,022
<b>130239</b> SUPPORT THE STRUCTURAL AND INDUSTRIAL POLICY PROCESS IN DEVELOPING COUNTRIES PHASE 1: INDUSTRIAL DIAGNOSIS & STRATEGY	<b>12.2013</b>	639,969	254,471	0
<b>130240</b> LAUNCH OF THE INDUSTRIAL DEVELOPMENT REPORT 2013	<b>10.2013</b>	102,069	82,156	0
<b>130242</b> SUMMER COURSE: GREEN INDUSTRY - PATHWAYS TOWARDS THE INDUSTRY OF THE FUTURE	<b>10.2013</b>	89,655	80,499	0
<b>130245</b> ORGANIZATION OF THE AFRICA INDUSTRIALIZATION DAY 2013 AT HEADQUARTERS AND IN SELECTED FIELD OFFICES	<b>10.2013</b>	160,511	28,245	110,445
<b>130275</b> SUPPORTING THE UNIDO CERNTRRE FOR SOUTH-SOUTH INDUSTRIAL COOPERATION IN CHINA (2ND PHASE)	<b>12.2013</b>	1,489,000	194,210	0
<b>130288</b> SIDE-EVENT IN THE FRAMEWORK OF THE 15TH GENERAL CONFERENCE: MEETING STANDARDS WINNING MARKETS: TRADING THOUGH VALUE CHAINS	<b>11.2013</b>	30,100	-55	17,204
<b>130289</b> FOSTERING WOMEN'S EMPOWERMENT THROUGH GENDER MAINSTREAMING SUSTAINABLE ENERGY PROGRAMMES AND INITIATIVES	<b>05.2014</b>	38,540	12,973	0

Identification number and title	PAD issuance date	Total budget	Current year expenditure	Previous year expenditure
<b>130316</b> INTEGRATED INDUSTRIAL UPGRADING AND ENTERPRISE DEVELOPMENT APPROACH	<b>04.2014</b>	973,805	582,646	0
<b>140006</b> UNIDO SPONSORSHIP OF SEED GENDER EQUALITY AWARD IN 2014	<b>02.2014</b>	55,910	50,026	0
<b>140041</b> WOMEN IN GREEN INDUSTRY SUBCHAPTER OF THE GREEN INDUSTRY PLATFORM	<b>06.2014</b>	57,430	40,064	0
<b>140049</b> STRATEGIC POSITIONING OF UNIDO'S MANDATE OF INCLUSIVE AND SUSTAINABLE INDUSTRIAL DEVELOPMENT (ISID) IN THE INTERNATIONAL DEVELOPMENT AGENDA AT UNHQ	<b>02.2014</b>	183,331	104,258	0
<b>140060</b> INTER-AGENCY NETWORK ON YOUTH DEVELOPMENT (IANYD) - UNIDO YEAR OF CO-CHAIRPERSONSHIP	<b>02.2014</b>	250,762	119,099	0
<b>140073</b> JPO FUNDED BY JAPAN AT ABD UNIT	<b>04.2014</b>	167,653	101,181	0
<b>140074</b> JPO AT CBL UNIT FUNDED BY JAPAN	<b>04.2014</b>	193,863	114,772	0
<b>140078</b> GLOBAL UNDG DIALOGUE ON THE POST-2015 DEVELOPMENT AGENDA: "ENGAGING WITH THE PRIVATE SECTOR"	<b>05.2014</b>	95,273	66,727	0
<b>140079</b> STRATEGIC POSITIONING OF UNIDO AND ISID IN THE POST-2015 DEVELOPMENT AGENDA: GLOBAL CAMPAIGN	<b>04.2014</b>	769,798	232,170	0
<b>140084</b> SUPPORT PROGRAMME FOR MAINSTREAMING UN SYSTEM WIDE COHERENCE AND DELIVERING AS ONE THROUGH THE DEVELOPMENT OF CCA/UNDAF/DAO ACTIVITIES AND TECHNICAL COOPERATION PORTFOLIO AT UNIDO FIELD LEVEL	<b>10.2014</b>	413,793	6,604	0
<b>140091</b> 20 YEARS STATISTICS IN THE SERVICE OF THE NATIONS FOR INDUSTRIALIZATION: THE PAST AND FUTURE OF UNIDO STATISTICS	<b>03.2014</b>	103,448	58,710	0
<b>140109</b> TWO UNIDO FORA ON I) STRATEGIES AND INSTRUMENTS AND ON II) FUNDS MOBILIZATION AND PARTNERSHIPS FOR INDUSTRIAL PARKS FOR INCLUSIVE AND SUSTAINABLE DEVELOPMENT	<b>04.2014</b>	1,134,956	888,515	0
<b>140149</b> THEMATIC EVALUATION ON THE IMPLEMENTATION OF THE EXPANDED UNIDO MEDIUM-TERM PROGRAMME FRAMEWORK 2010-2013	<b>06.2014</b>	34,483	28,787	0
<b>140151</b> JOINT MISSIONS AND ACTIVITIES WITH INTERNATIONAL ORGANIZATIONS	<b>06.2014</b>	20,690	1,030	0
<b>140154</b> THEMATIC EVALUATION UNIDO TRUST FUND ON RENEWABLE ENERGY	<b>06.2014</b>	48,276	37,493	0
<b>140159</b> EVALUATION OF GLOBAL ENVIRONMENT FACILITY (GEF) PROJECTS	<b>06.2014</b>	41,379	33,773	0

Identification number and title	PAD issuance date	Total budget	Current year expenditure	Previous year expenditure
<b>140163</b> ROADMAP TO THE 3RD INTERNATIONAL CONFERENCE ON SMALL ISLAND DEVELOPING STATES AND BEYOND	<b>05.2014</b>	93,122	67,887	0
<b>140164</b> TRAINING & CAPACITY-BUILDING OF PARTNERS	<b>06.2014</b>	55,172	37,006	0
<b>140193</b> GLOBAL PILOT AND DEMONSTRATION OF CO-PROCESSING OF SOLID WASTE IN CEMENT PRODUCTION	<b>09.2014</b>	115,265	2,934	0
<b>140201</b> ORGANIZATION OF THE AFRICA INDUSTRIALIZATION DAY 2013 AT HEADQUARTERS AND IN SELECTED FIELD OFFICES	<b>08.2014</b>	120,428	83,784	0
<b>140205</b> GLOBAL CHEMICAL LEASING AWARD 2014 JOINT INITIATIVE OF UNIDO, THE AUSTRIAN FEDERAL MINISTRY FOR AGRICULTURE, FORESTRY, ENVIRONMENT AND WATER MANAGEMENT (BMLFUW), THE GERMAN FEDERAL MINISTRY FOR THE ENVIRONMENT, NATURE CONSERVATION AND NUCLEAR SAFETY (BMUB)	<b>09.2014</b>	55,172	49,796	0
<b>140286</b> SUPPORT FOR THE PRODUCTION OF 2016 INDUSTRIAL DEVELOPMENT REPORT	<b>11.2014</b>	188,966	149,440	0
<b>140290</b> UNIDO ENGAGEMENT WITH UN WATER	<b>12.2014</b>	43,722	3,000	0
<b>INTERREGIONAL</b>				
<b>100008</b> UNISWORK X - XIV: INTERNAT WORKSHOP AND STUDY TOUR PROGRAMME ON FOOD PROCESSING, PACKAGING AND CONTROL OF MYCOTOXINS IN FOODSTUFFS	<b>12.2011</b>	231,108	46,683	139,440
<b>100177</b> WORKSHOP SERIES ON CLEAN-ROOM TRAINING	<b>05.2012</b>	265,491	90,141	175,475
<b>102086</b> INTERREGIONAL PROGRAMME ON CAPACITY-BUILDING FOR TRANSFER OF ENERGY-EFFICIENT AND ECO-FRIENDLY TECHNOLOGIES AND PROMOTION OF LOCAL INVESTMENTS IN THE AREA OF MATERIALS BASED ON LOCAL RESOURCES FOR LOW COST HOUSING IN AFRICA, ASIA AND LATIN AMERICA	<b>03.2005</b>	77,620	-3,901	76,926
<b>102110</b> OPTIMA - PROGRAMME D'APPUI A LA PROMOTION DES INVESTISSEMENTS ET DE PARTENARIATS INDUSTRIELS DANS L'AGROALIMENTAIRE ET L'AGRO-INDUSTRIE ENTRE LA FRANCE ET UNE SELECTION DE PAYS EN DEVELOPPEMENT	<b>09.2008</b>	285,261	-2,225	269,785
<b>102111</b> INTERREGIONAL PROJECT TO PROMOTE SME ORIGIN AND EXPORT CONSORTIA	<b>05.2011</b>	1,170,533	184,458	902,916
<b>102139</b> INTERREGIONAL PROGRAMME ON CAPACITY-BUILDING FOR TRANSFER OF ENERGY-EFFICIENT AND ECO-FRIENDLY TECHNOLOGIES AND PROMOTION OF LOCAL INVESTMENTS IN THE AREA OF MATERIALS BASED ON LOCAL RESOURCES FOR LOW COST HOUSING IN AFRICA, ASIA AND LATIN AMERICA	<b>06.2005</b>	176,991	-13,527	176,763



Identification number and title	PAD issuance date	Total budget	Current year expenditure	Previous year expenditure
<b>102140</b> CAPACITY-BUILDING OF AFRICAN IPA FOR INVESTMENT PROMOTION BETWEEN AFRICA AND SOUTH KOREA	<b>08.2010</b>	265,486	2,607	261,561
<b>102173</b> UNIDO-HP COOPERATION FOR ENTREPRENEURSHIP AND IT CAPACITY BUILDING IN AFRICA, ASIA, LATIN AMERICA AND THE MIDDLE EAST	<b>10.2011</b>	966,759	302,241	499,520
<b>103093</b> ESTABLISHMENT AND OPERATION OF INTERNATIONAL CENTRE FOR HYDROGEN ENERGY TECHNOLOGY (ICHET)	<b>04.2004</b>	28,360,639	-20,286	25,679,255
<b>103136</b> STRENGTHENING OF THE INTERNATIONAL SOLAR ENERGY CENTRE FOR TECHNOLOGY PROMOTION AND TRANSFER (ISEC), SECOND PHASE	<b>12.2009</b>	406,337	-776	340,481
<b>104058</b> TRANSFER OF ENVIROMENATAL SOUND TECHNOLOGY IN THE SOUTH MEDITERRANEAN REGION	<b>11.2008</b>	1,779,012	-14	1,790,338
<b>106030</b> SUPPORT THE IMPLEMENTATION OF THE REGIONAL ARAB STANDARDIZATION STRATEGY WITH FOCUS ON THE REGIONAL COORDINATION ON ACCREDITATION	<b>01.2011</b>	1,909,058	350,832	1,511,272
<b>106056</b> TRADE CAPACITY-BUILDING FOR ECO MEMBER STATES IN STANDARDS, METROLOGY, TESTING AND QUALITY (SMTQ)	<b>02.2009</b>	201,895	3,450	194,650
<b>107115</b> EXPERT GROUP MEETING ON YOUTH PARTICIPATION IN INCLUSIVE ECONOMIC DEVELOPMENT IN THE MENA REGION (24-25 NOVEMBER 2011) - LESSONS LEARNED IN THE REGION AND THE WAY FORWARD	<b>09.2011</b>	39,395	2,102	37,653
<b>108004</b> ESTABLISHMENT OF UNIDO INVESTMENT AND TECHNOLOGY PROMOTION OFFICE (ITPO) NETWORK IN EURASEC MEMBER STATES	<b>03.2010</b>	1,938,686	-8,757	1,952,246
<b>108048</b> PARTICIPATION OF HIGH-LEVEL DIGNITARIES IN VARIOUS EVENTS	<b>10.2011</b>	58,151	-4,656	25,358
<b>109019, 120006</b> PRESENTATION OF UNIDO BOOK ON AGRIBUSINESS FOR AFRICA'S PROSPERITY	<b>01.2012</b>	493,588	-36,572	312,527
<b>120003</b> SOUTH-SOUTH POLICY ADVICE SUPPORTING HYDRO ENERGY AND RELATED INVESTMENTS (BRAZIL-SADC)	<b>01.2012</b>	12,921	12,714	88,644
<b>120020</b> TECHNOLOGY AND INNOVATION FOR DEVELOPMENT OF SMES (IN SUPPORT OF BRICS SUMMIT DECLARATION 2011)	<b>10.2012</b>	728,480	274,795	242,026
<b>120037</b> SADC AGRIBUSINESS PROMOTION CONFERENCE - UNLOCKING THE POTENTIAL THROUGH GERMAN INVESTMENT IN LOCAL VALUE ADDITION	<b>04.2012</b>	108,959	-3,580	108,831
<b>120091</b> EURASIA INTERREGIONAL COOPERATION FOR EXPLORING INCLUSIVE GREEN INDUSTRIAL GROWTH (PILOT PHASE)	<b>04.2013</b>	200,000	112,119	73,319
<b>120347</b> TRADE CAPACITY-BUILDING TRAINING PROGRAMME IN CENTRAL ASIA, CAUCASUS AND WESTERN CIS	<b>10.2012</b>	173,070	94,220	69,373

Identification number and title	PAD issuance date	Total budget	Current year expenditure	Previous year expenditure
<b>120350</b> ADDRESSING EMERGING STANDARDS AND CERTIFICATION SYSTEMS IN THE FIELD OF SUSTAINABLE ENERGY	<b>12.2012</b>	84,655	69,960	7,816
<b>120406</b> PA PHASE - SOUTH PACIFIC 3ADI TUNA FISHERIES VCS PROJECT ON DEVELOPEMNT OF SMALL-SCALE BUSINESSES	<b>02.2013</b>	134,316	33,092	88,963
<b>130034</b> PRIVATE SECTOR DEVELOPMENT IN THE SOUTHERN MEDITERRANEAN - CULTURAL AND CREATIVE INDUSTRY CLUSTERS (REGIONAL ARAB)	<b>01.2014</b>	2,445,797	1,100,039	0
<b>130096</b> PPG - STRENGTHENING OF NATIONAL INITIATIVES AND ENHANCEMENT OF REGIONAL COOPERATION FOR THE ENVIRONMENTALLY SOUND MANAGEMENT OF WEEE AND EEE IN THE LAC REGION	<b>03.2014</b>	200,000	181,424	0
<b>130113</b> ACHIEVING GOOD GOVERNANCE AND SUSTAINABILITY THROUGH QUALITY POLICY FORMULATION IN THE ECO REGION	<b>03.2014</b>	237,330	48,275	0
<b>130127</b> BUILDING UNIDO TRAINING PORTFOLIO IN THE AREAS OF SUSTAINABLE ENERGY AND GREEN INDUSTRY	<b>08.2013</b>	100,616	50,153	37,553
<b>130135</b> LOCAL ECONOMIC DEVELOPMENT INITIATIVE FOR LAKE TANGANYIKA BASIN (BURUNDI, RWANDA, ZAMBIA, TANZANIA AND DRC)	<b>02.2014</b>	134,535	30,528	60,608
<b>130157</b> 2013 LEAST DEVELOPED COUNTRIES MINISTERIAL CONFERENCE	<b>08.2013</b>	771,385	69,489	579,497
<b>130163</b> SWITCH MED, DEMONSTRATION AND NETWORKING COMPONENTS	<b>02.2014</b>	7,699,132	3,814,130	0
<b>130172</b> PREPARATORY ASSISTANCE FOR DEVELOPING A NATIONAL QUALITY INFRASTRUCTURE DEVELOPMENT PROJECT FOR ECO MEMBER COUNTRIES	<b>07.2013</b>	15,438	3,581	10,860
<b>130187</b> STRENGTHENING RELATIONSHIPS WITH MEMBER STATES	<b>08.2013</b>	532,427	56,301	330,494
<b>130305</b> PA - YOUTH ENTREPRENEURSHIP SKILLS DEVELOPMENT INITIATIVE (YES-DI) EAST AFRICA	<b>04.2014</b>	36,546	35,074	0
<b>140026</b> PROMOTING WOMEN EMPOWERMENT FOR ISID IN THE MENA REGION	<b>04.2014</b>	26,973	22,203	0
<b>140029</b> PROMOTION OF THE ADOPTION OF SUSTAINABLE CONSUMPTION AND PRODUCTION PATTERNS, IN PARTICULAR RESOURCE EFFICIENCY	<b>09.2014</b>	64,651	1,262	0
<b>140046</b> ASSISTANCE TECHNIQUE SUR LES NORMES SPS ET LA CHAINE DE VALEUR POUR FACILITER L'ACCÈS AUX MARCHÉS INTERNATIONAUX AUX PÊCHEURS ARTISANS DE L'AFRIQUE DE L'OUEST	<b>05.2014</b>	124,138	103,354	0